









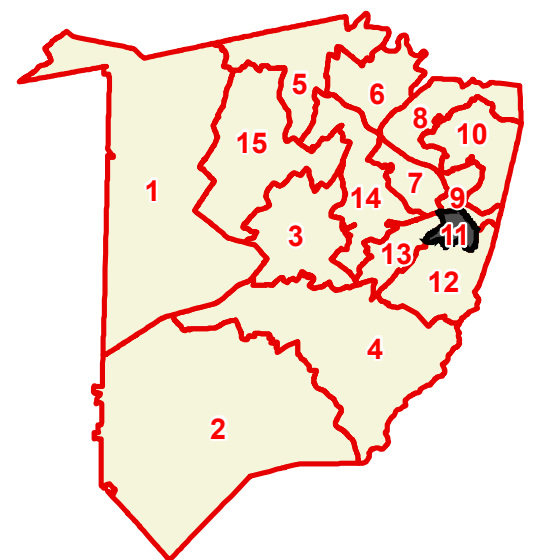


Washington County County Commission District 11

# OF COMMISSIONERS	1
TOTAL POPULATION	9,050
DEVIATION	183
% DEVIATION	2.1%
WHITE POPULATION	6,852
% WHITE	75.7%
BLACK POPULATION	905
% BLACK	10%
OTHER POPULATION	1,293
% OTHER	14.3%
HISPANIC POPULATION	772
% HISPANIC	8.5%

-  County Commission District
-  Interstates
-  U.S. Highway
-  State Highway
-  Local Roads
-  Railroads
-  Powerline (Incomplete)
-  Stream
-  Lakes / Rivers
-  City, Town



This map is provided as a public service and is for informational purposes only. It is not an endorsement or approval by the Comptroller of the Treasury of any proposed district boundaries contained herein.
Created On: 8/29/2022

