

Washington County, TN



Fund Financial Statements For the Period Ending July 31, 2019

101-General Fund

116-Solid Waste Fund

131-Highway Fund

151-Debt Service Fund

152-Rural Debt Service Fund

171-Capital Projects Funds

263-Insurance Fund

Table of Contents

Fund Operating Summary.....	1
Property Tax Revenue Trend Analysis.....	2
Revenue Detail & Expense Summary by Fund	6
Prior Year Revenue Comparison by Fund	19
Expense Detail by Fund.....	31

Washington County

Fund Operating Summary - Budgetary Basis

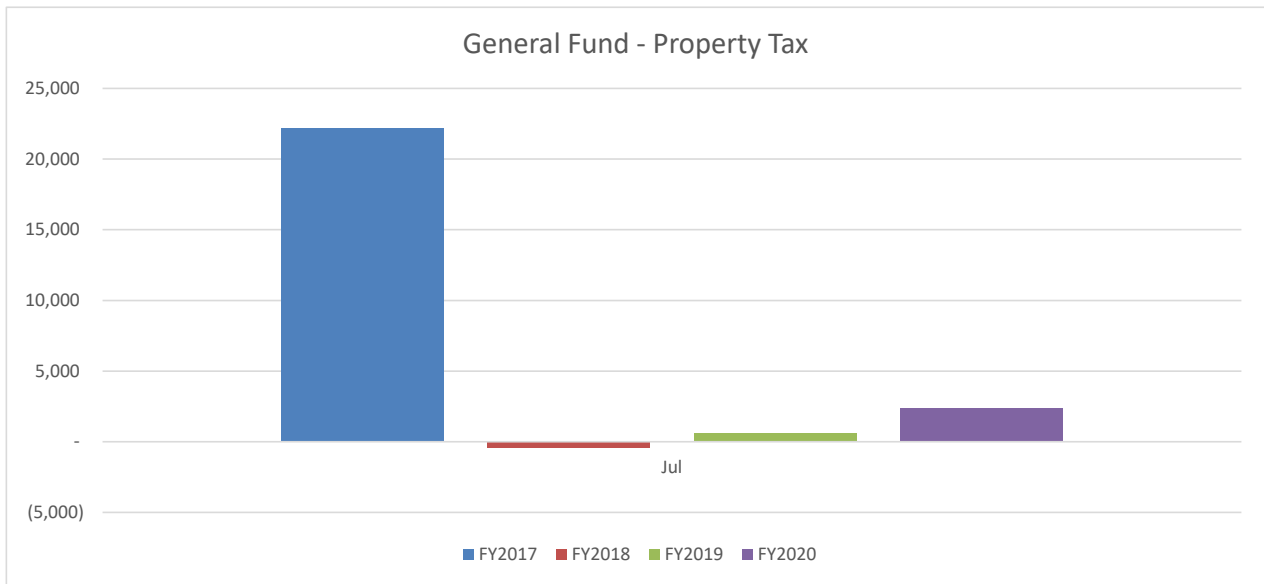
For the Period Ending July 31, 2019

#	Fund	Unaudited Fund Balance 6- 30-2019	Revenue	Expense	Revenue Over (Under) Expense	Unaudited Fund Balance 7- 31-2019
101	General Fund	16,118,374	996,934	5,778,943	(4,782,009)	11,336,365
116	Solid Waste	324,730	13,528	258,779	(245,251)	79,479
131	Highway	4,756,404	77,247	1,732,757	(1,655,510)	3,100,894
151	Debt Service	6,562,205	178,513	638,564	(460,051)	6,102,154
152	Rural Debt Service	248,256	993	238,875	(237,882)	10,374
171	Capital Projects	4,555,470	133,783	928,324	(794,541)	3,760,929
263	Self-Insurance	2,188,459	560,994	165,747	395,247	2,583,706

General Fund

Property Tax Trend Analysis

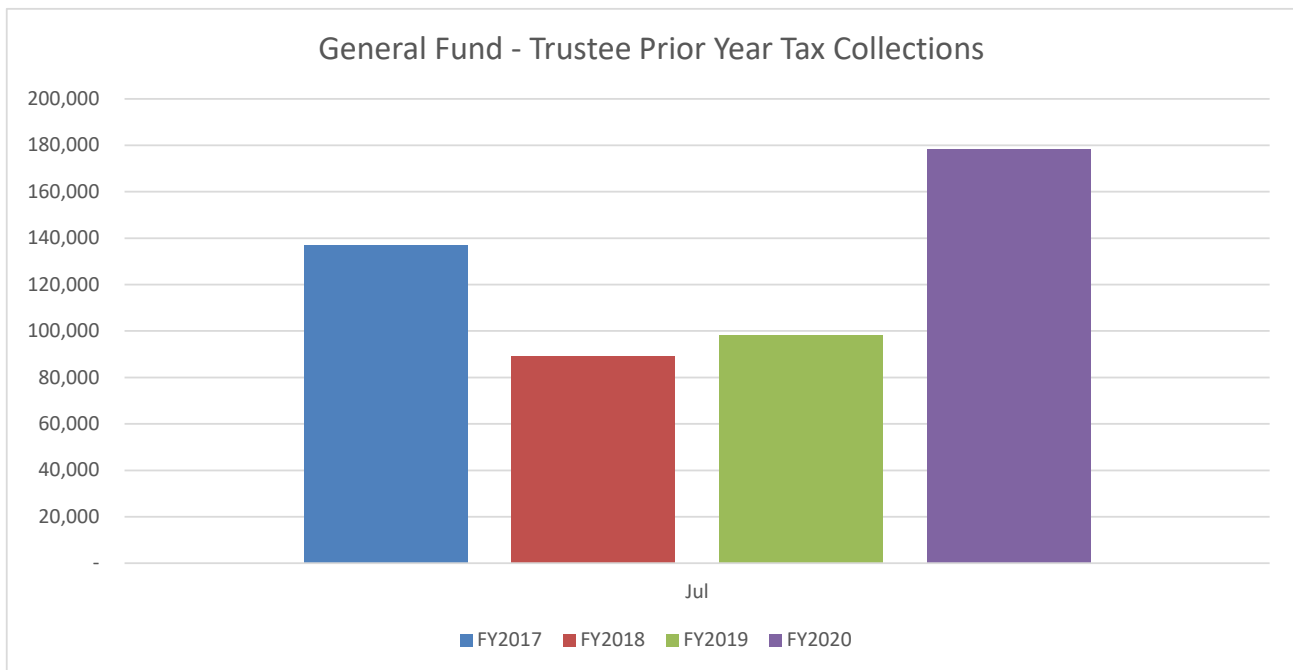
Month	FY2017		FY2018		FY2019		FY2020	
	Amount	Cumulative % Collected	Amount	Cumulative % Collected	Amount	Cumulative % Collected	Amount	Cumulative % Collected
Jul	22,183	0.1%	(405)	0.0%	612	0.0%	2,398	100.0%
Aug	709	0.0%	-	0.0%	-	0.0%		0.0%
Sep	51,931	0.2%	-	0.0%	(252)	0.0%		0.0%
Oct	16,647	0.1%	1,665,858	7.7%	1,757,859	8.1%		0.0%
Nov	2,614,299	12.1%	2,445,639	11.3%	2,716,056	12.5%		0.0%
Dec	7,455,078	34.6%	7,007,233	32.5%	5,935,234	27.4%		0.0%
Jan	2,169,543	10.1%	1,845,496	8.6%	2,790,761	12.9%		0.0%
Feb	7,043,096	32.7%	6,730,639	31.2%	7,006,102	32.3%		0.0%
Mar	1,739,291	8.1%	1,588,708	7.4%	1,227,789	5.7%		0.0%
Apr	102,235	0.5%	124,447	0.6%	119,169	0.5%		0.0%
May	77,216	0.4%	81,733	0.4%	58,712	0.3%		0.0%
Jun	263,376	1.2%	68,524	0.3%	58,589	0.3%		0.0%
Actual	<u>21,555,605</u>	100.0%	<u>21,557,874</u>	100.0%	<u>21,670,632</u>	100.0%	<u>2,398</u>	100.0%
Budget	<u>20,892,756</u>	103.2%	<u>21,560,600</u>	100.0%	<u>21,638,187</u>	100.1%	<u>22,017,420</u>	0.0%
Surplus / (Deficit)	<u>662,849</u>		<u>(2,726)</u>		<u>32,445</u>		<u>(22,015,022)</u>	



General Fund

Trustee Prior Year Collections

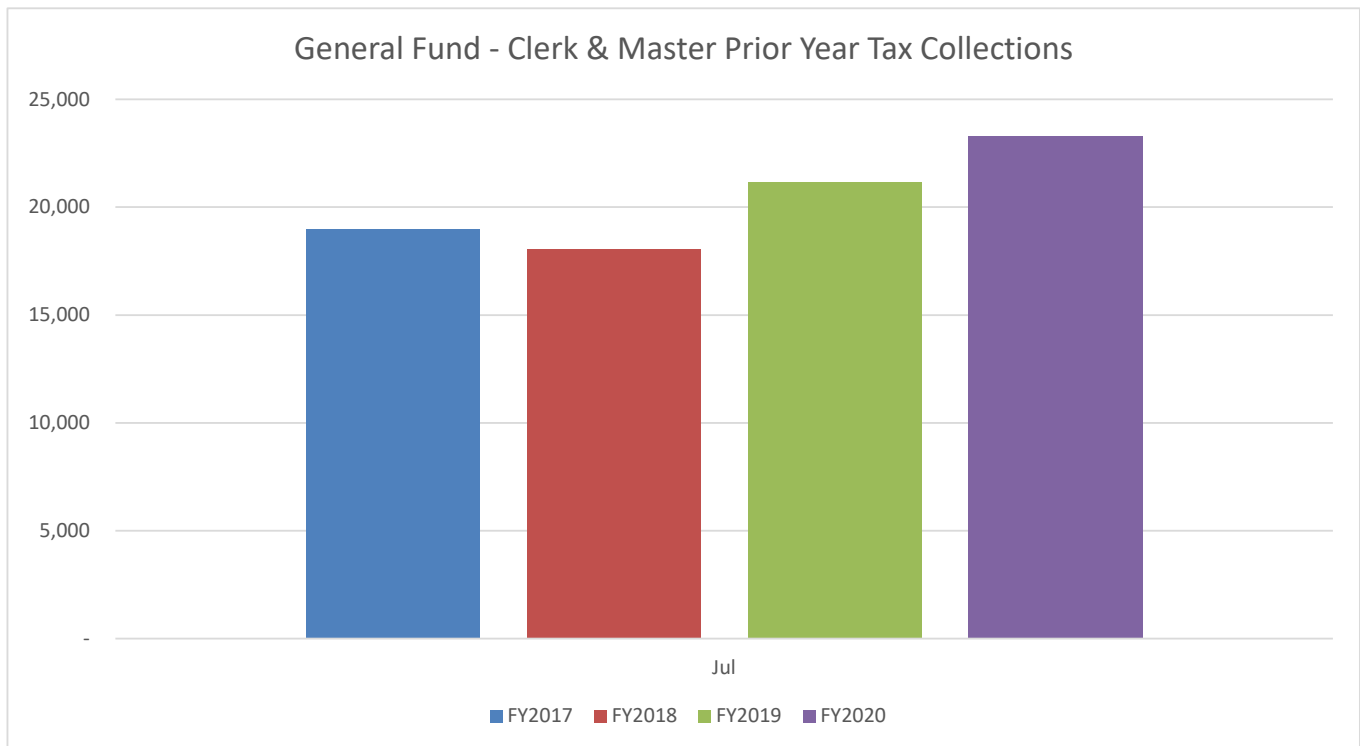
Month	FY2017		FY2018		FY2019		FY2020	
	Amount	Cumulative % Collected	Amount	Cumulative % Collected	Amount	Cumulative % Collected	Amount	Cumulative % Collected
Jul	137,072	25.8%	89,159	19.4%	98,210	16.6%	178,241	100.0%
Aug	51,923	9.8%	48,285	10.5%	97,254	16.4%		0.0%
Sep	-	0.0%	39,436	8.6%	62,531	10.5%		0.0%
Oct	21,681	4.1%	39,815	8.7%	46,753	7.9%		0.0%
Nov	35,395	6.7%	34,167	7.4%	40,196	6.8%		0.0%
Dec	27,134	5.1%	38,782	8.4%	40,952	6.9%		0.0%
Jan	30,107	5.7%	20,324	4.4%	32,420	5.5%		0.0%
Feb	66,625	12.5%	51,556	11.2%	48,047	8.1%		0.0%
Mar	103,514	19.5%	82,688	18.0%	125,853	21.2%		0.0%
Apr	7,703	1.4%	9,919	2.2%	1,245	0.2%		0.0%
May	29	0.0%	5,640	1.2%	(230)	0.0%		0.0%
Jun	50,961	9.6%	284	0.1%	-			
Actual	<u>532,145</u>	100.0%	<u>460,054</u>	100.0%	<u>593,232</u>	100.0%	<u>178,241</u>	100.0%
Budget	<u>700,000</u>	76%	<u>700,000</u>	66%	<u>700,000</u>	85%	<u>700,000</u>	25%
Surplus / (Deficit)	<u>(167,856)</u>		<u>(239,946)</u>		<u>(106,768)</u>		<u>(521,759)</u>	



General Fund

Clerk & Master Prior Year Tax Collection Trend Analysis

Month	FY2017		FY2018		FY2019		FY2020	
	Amount	Cumulative % Collected	Amount	Cumulative % Collected	Amount	Cumulative % Collected	Amount	Cumulative % Collected
Jul	18,987	9.3%	18,048	9.3%	21,153	11.5%	23,316	100.0%
Aug	18,300	9.0%	28,124	14.5%	24,744	13.4%		0.0%
Sep	19,815	9.7%	21,329	11.0%	21,625	11.7%		0.0%
Oct	38,059	18.7%	27,659	14.2%	25,128	13.6%		0.0%
Nov	8,605	4.2%	17,750	9.1%	9,709	5.3%		0.0%
Dec	4,461	2.2%	7,331	3.8%	12,665	6.9%		0.0%
Jan	2,693	1.3%	3,993	2.1%	7,075	3.8%		0.0%
Feb	5,511	2.7%	2,245	1.2%	5,515	3.0%		0.0%
Mar	9,911	4.9%	11,823	6.1%	8,893	4.8%		0.0%
Apr	16,817	8.3%	13,740	7.1%	7,877	4.3%		0.0%
May	23,152	11.4%	21,393	11.0%	15,543	8.4%		0.0%
Jun	37,349	18.3%	21,026	10.8%	24,292	13.2%		0.0%
Actual	<u>203,660</u>	100.0%	<u>194,461</u>	100.0%	<u>184,219</u>	100.0%	<u>23,316</u>	100.0%
Budget	<u>375,000</u>	54%	<u>375,000</u>	52%	<u>210,000</u>	88%		#DIV/0!
Surplus / (Deficit)	<u>(171,340)</u>		<u>(180,539)</u>		<u>(25,781)</u>		<u>23,316</u>	



Revenue Detail and Expense Summary by Fund

Fnd Acct	Description	PRIOR YEAR YTD TOTAL	2019-20 BUDGET	YTD RECD/ SPENT	OPEN POS	2019-20 TOTAL	REMAINING BUDGET	% BUDGET USED
101	GENERAL FUND							
R	Revenue							
40000	TOTAL LOCAL TAXES							
101 40110	CURRENT PROPERTY TAX	612	22,017,420	2,398	0	2,398	22,015,022	0%
101 40120	TRUSTEE COLLECTIONS - PRIOR YR	98,210	700,000	178,241	0	178,241	521,759	25%
101 40125	TRUSTEE COLLECTIONS - BANKRUPT	40	10,000	176	0	176	9,824	2%
101 40130	COURT COLLECTIONS - PRIOR YRS	21,153	250,000	23,316	0	23,316	226,684	9%
101 40140	INTEREST AND PENALTY	12,510	170,000	19,511	0	19,511	150,489	11%
101 40161	PILOT - TVA	0	1,800	0	0	0	1,800	0%
101 40162	PILOT - LOCAL UTILITIES	0	350,000	0	0	0	350,000	0%
101 40163	PILOT - OTHER	0	5,000	0	0	0	5,000	0%
101 40210	LOCAL OPTION SALES TAX	0	30,000	0	0	0	30,000	0%
101 40250	LITIGATION TAX - GENERAL	16,189	200,000	12,974	0	12,974	187,026	6%
101 40260	LITIGATION TAX - SPECIAL PURPO	1,775	20,000	1,413	0	1,413	18,587	7%
101 40268	LITIGATION TAX - COURT SECURIT	19,546	240,000	16,084	0	16,084	223,916	7%
101 40270	BUSINESS TAX	0	670,000	60	0	60	669,940	0%
101 40320	BANK EXCISE TAX	0	60,000	0	0	0	60,000	0%
101 40330	WHOLESALE BEER TAX	34,141	330,000	36,914	0	36,914	293,086	11%
101 40390	OTHER STATUTORY LOCAL TAXES	12,147	165,000	9,836	0	9,836	155,164	6%
101 40---	TOTAL LOCAL TAXES	216,323	25,219,220	300,923	0	300,923	24,918,297	1%
41000	TOTAL LICENSES AND PERMITS							
101 41110	MARRIAGE LICENSE	360	2,500	318	0	318	2,182	13%
101 41140	CABLE TV FRANCHISE	0	520,000	0	0	0	520,000	0%
101 41520	BUILDING PERMITS	0	180,000	14,036	0	14,036	165,964	8%
101 41590	OTHER PERMITS	1,475	8,000	0	0	0	8,000	0%
101 41---	TOTAL LICENSES AND PERMITS	1,835	710,500	14,354	0	14,354	696,146	2%
42000	FINES							
101 42110	FINES	7	0	56	0	56	-56	0%
101 42210	FINES	390	3,700	475	0	475	3,225	13%
101 42220	OFFICERS COSTS	2,943	40,500	1,722	0	1,722	38,778	4%
101 42241	DRUG COURT FEES	49	1,900	105	0	105	1,795	6%
101 42250	JAIL FEES	688	13,100	1,608	0	1,608	11,492	12%
101 42280	DUI TREATMENT FINES	119	1,000	150	0	150	850	15%
101 42290	DATA ENTRY FEE -CRIMINAL COURT	646	8,200	445	0	445	7,755	5%
101 42291	COURTROOM SECURITY FEE	2,638	30,900	1,755	0	1,755	29,145	6%
101 42292	VICTIMS ASSISTANCE ASSESSMENTS	220	4,000	291	0	291	3,709	7%
101 42310	FINES	5,328	65,200	6,875	0	6,875	58,325	11%
101 42320	OFFICERS COSTS	9,840	96,600	8,739	0	8,739	87,861	9%
101 42330	GAME AND FISH FINES	5	300	0	0	0	300	0%
101 42341	DRUG COURT FEES	626	8,200	1,008	0	1,008	7,192	12%
101 42350	JAIL FEES	11,821	140,000	7,414	0	7,414	132,586	5%
101 42380	DUI TREATMENT FINES	1,022	13,700	1,543	0	1,543	12,157	11%
101 42390	DATA ENTRY FEE-GENERAL SESSION	2,980	41,700	2,456	0	2,456	39,245	6%
101 42391	COURTROOM SECURITY FEE	285	3,800	289	0	289	3,511	8%
101 42392	VICTIMS ASSISTANCE ASSESSMENTS	2,820	41,000	3,562	0	3,562	37,438	9%
101 42410	FINES	0	300	24	0	24	276	8%
101 42420	OFFICERS COSTS	264	1,200	38	0	38	1,162	3%
101 42490	DATA ENTRY FEE-JUVENILE COURT	361	1,600	120	0	120	1,480	8%
101 42520	OFFICERS COST	390	6,000	195	0	195	5,805	3%
101 42530	DATA ENTRY FEE-CHANCERY COURT	476	4,800	484	0	484	3,516	12%

Fnd Acct	Description	PRIOR YEAR	2019-20	YTD RECD/	OPEN POS	2019-20	REMAINING	% BUDGET
		YTD TOTAL	BUDGET	SPENT		TOTAL	BUDGET	USED
101	GENERAL FUND							
R	Revenue							
42000	FINES							
101 42591	COURTROOM SECURITY FEE	8	500	22	0	22	478	4%
101 42610	FINES	5,357	50,400	4,804	0	4,804	45,596	10%
101 42---	FINES	49,283	577,800	44,180	0	44,180	533,621	8%
43000	CHARGES FOR CURRENT SERVICES							
101 43170	WORK RELEASE CHARGES FOR BOARD	1,260	13,000	0	0	0	13,000	0%
101 43350	COPY FEES	169	1,000	55	0	55	945	6%
101 43360	LIBRARY FEES	2,126	20,000	2,059	0	2,059	17,941	10%
101 43365	ARCHIVES & RECORDS MANAGEMENT	21,947	270,000	20,395	0	20,395	249,605	8%
101 43370	TELEPHONE COMMISSIONS	13,972	170,000	0	0	0	170,000	0%
101 43382	ELECTRONIC CITATION FEE	0	0	212	0	212	-212	0%
101 43392	DATA PROCESSING FEE - REGISTER	3,370	40,000	3,374	0	3,374	36,626	8%
101 43394	DATA PROCESSING FEE - SHERIFF	784	8,000	594	0	594	7,406	7%
101 43395	SEXUAL OFFENDER REGISTR FEE	700	0	150	0	150	-150	0%
101 43396	DATA PROCESSING FEE-COUNTY CLE	936	9,000	1,143	0	1,143	7,857	13%
101 43397	SUBS/DOC RETRIEVAL FEE - CIRCU	1,200	7,000	600	0	600	6,400	9%
101 43399	VEH INS COVERAGE & REINSTATEME	0	0	390	0	390	-390	0%
101 43990	OTHER CHARGES FOR SERVICES	245	91,100	0	0	0	91,100	0%
101 43---	CHARGES FOR CURRENT SERVICES	46,709	629,100	28,972	0	28,972	600,128	5%
44000	TOTAL OTHER LOCAL REVENUE							
101 44110	INVESTMENT INCOME	5,067	120,000	66,526	0	66,526	53,474	55%
101 44120	LEASE/RENTALS	2,225	39,700	4,125	0	4,125	35,575	10%
101 44131	COMMISSARY SALES	0	50,000	0	0	0	50,000	0%
101 44170	MISCELLANEOUS REFUNDS	1,772	25,000	1,510	0	1,510	23,490	6%
101 44530	SALE OF EQUIPMENT	477	0	0	0	0	0	0%
101 44560	DAMAGES RECOVERED FROM INDIVID	0	5,000	0	0	0	5,000	0%
101 44570	CONTRIBUTIONS & GIFTS	500	0	0	0	0	0	0%
101 44571	CONTRIBUTIONS & GIFTS (LIBRARY	0	0	100	0	100	-100	0%
101 44---	TOTAL OTHER LOCAL REVENUE	10,041	239,700	72,261	0	72,261	167,439	30%
45000	FEES RECEIVED FROM COUNTY OFFI							
101 45510	COUNTY CLERK	123,953	1,200,000	130,896	0	130,896	1,069,104	11%
101 45520	CIRCUIT COURT CLERK	55,751	735,000	40,693	0	40,693	694,307	6%
101 45540	GENERAL SESSIONS COURT CLERK	97,995	1,220,000	77,349	0	77,349	1,142,651	6%
101 45550	CLERK AND MASTER	41,252	500,000	43,648	0	43,648	456,352	9%
101 45560	JUVENILE COURT CLERK	2,771	16,000	1,600	0	1,600	14,400	10%
101 45580	REGISTER	55,220	625,000	56,502	0	56,502	568,498	9%
101 45610	TRUSTEE	112,103	2,500,000	175,236	0	175,236	2,324,764	7%
101 45---	FEES RECEIVED FROM COUNTY OFFI	489,045	6,796,000	525,924	0	525,924	6,270,076	8%
46000	STATE OF TENNESSEE							
101 46110	JUVENILE SERVICES PROGRAM	0	18,800	0	0	0	18,800	0%
101 46210	LAW ENFORCEMENT TRAINING PROGR	0	75,000	0	0	0	75,000	0%
101 46310	HEALTH DEPARTMENT PROGRAMS	0	1,101,900	0	0	0	1,101,900	0%

Fnd Acct	Description	PRIOR YEAR	2019-20	YTD RECD/	OPEN POS	2019-20	REMAINING	% BUDGET
		YTD TOTAL	BUDGET	SPENT		TOTAL	BUDGET	USED
101	GENERAL FUND							
R	Revenue							
46000	STATE OF TENNESSEE							
101 46430	LITTER PROGRAM	0	72,100	0	0	0	72,100	0%
101 46820	INCOME TAX	0	250,000	0	0	0	250,000	0%
101 46830	BEER TAX	0	20,000	0	0	0	20,000	0%
101 46835	VEHICLE CERT OF TITLE FEE	1,569	17,000	1,570	0	1,570	15,430	9%
101 46840	ALCOHOLIC BEVERAGE TAX	0	175,000	0	0	0	175,000	0%
101 46852	STATE REVENUE SHARING - TELECO	0	185,000	0	0	0	185,000	0%
101 46915	CONTRACTED PRISONER BOARDING	0	2,000,000	0	0	0	2,000,000	0%
101 46960	REGISTRAR SALARY SUPP - ELECT	0	15,200	0	0	0	15,200	0%
101 46990	OTHER STATE REVENUES	125	570,000	0	0	0	570,000	0%
101 46---	STATE OF TENNESSEE	1,694	4,499,400	1,570	0	1,570	4,497,830	0%
47000	FEDERAL GOVERNMENT							
101 47220	CIVIL DEFENSE REIMBURSEMENT	0	62,500	0	0	0	62,500	0%
101 47235	HOMELAND SECURITY GRANTS	0	128,000	0	0	0	128,000	0%
101 47710	(JTTF-GRANT)JOINT TERRORISM TA	1,189	0	0	0	0	0	0%
101 47990	OTHER DIRECT FEDERAL REVENUE	2,400	1,440,000	0	0	0	1,440,000	0%
101 47---	FEDERAL GOVERNMENT	3,589	1,630,500	0	0	0	1,630,500	0%
48000	OTHER GOVERNMENT AND CITIZENS							
101 48130	CONTRIBUTIONS	0	12,000	0	0	0	12,000	0%
101 48140	CONTRACTED SERVICES	0	165,000	0	0	0	165,000	0%
101 48990	OTHER REVENUE	10,713	0	8,750	0	8,750	-8,750	0%
101 48---	OTHER GOVERNMENT AND CITIZENS	10,713	177,000	8,750	0	8,750	168,250	5%
49000	OTHER SOURCES (NON-REVENUE)							
101 49800	TRANSFERS IN	0	900,000	0	0	0	900,000	0%
101 49810	CITY GENERAL FUND TRANSFER	0	84,400	0	0	0	84,400	0%
101 49997	COMMITTED- ETSU PERF ART CTR	0	100,000	0	0	0	100,000	0%
101 49---	OTHER SOURCES (NON-REVENUE)	0	1,084,400	0	0	0	1,084,400	0%
101 -----	Revenue	829,232	41,563,620	996,934	0	996,934	40,566,687	2%
E	Expense							
51000	GENERAL GOVERNMENT							
101 51100	COUNTY COMMISSION	23,922	118,400	17,631	2,200	19,831	98,569	17%
101 51210	BOARD OF EQUALIZATION	0	12,000	5,100	0	5,100	6,900	43%
101 51300	COUNTY MAYOR/EXECUTIVE	24,872	264,990	22,094	4,965	27,059	237,932	10%
101 51400	COUNTY ATTORNEY	26,445	357,450	20,693	8,459	29,152	328,300	8%
101 51500	ELECTION COMMISSION	82,034	606,140	44,509	45,915	90,424	515,716	15%
101 51600	REGISTER OF DEEDS	66,990	602,940	58,747	14,736	73,483	529,458	12%
101 51720	PLANNING	21,163	217,570	10,283	11,250	21,533	196,037	10%
101 51750	CODES COMPLIANCE	50,117	356,430	33,169	24,134	57,302	299,128	16%
101 51800	COUNTY BUILDINGS	129,007	413,000	66,197	66,378	132,576	280,424	32%
101 51900	OTHER GENERAL ADMINISTRATION	408,676	1,776,820	352,958	14,487	367,445	1,409,376	21%
101 51910	PRESERVATION OF RECORDS	15,351	344,970	18,923	14,228	33,151	311,220	10%

Fnd Acct	Description	PRIOR YEAR	2019-20	YTD RECD/	OPEN POS	2019-20	REMAINING	% BUDGET
		YTD TOTAL	BUDGET	SPENT		TOTAL	BUDGET	USED
101	GENERAL FUND							
E	Expense							
51000	GENERAL GOVERNMENT							
101 51---	GENERAL GOVERNMENT	848,577	5,070,110	650,304	206,752	857,056	4,213,060	17%
52000	FINANCE							
101 52100	ACCOUNTS AND BUDGETS	48,688	477,140	48,415	3,477	51,892	425,248	11%
101 52200	PURCHASING	19,966	206,960	15,435	5,477	20,912	186,049	10%
101 52300	PROPERTY ASSESSOR'S OFFICE	39,774	338,670	24,908	14,782	39,690	298,980	12%
101 52310	REAPPRAISAL PROGRAM	97,870	570,390	48,190	44,798	92,988	477,404	16%
101 52400	COUNTY TRUSTEE'S OFFICE	118,210	562,591	62,559	60,087	122,646	439,946	22%
101 52500	COUNTY CLERK'S OFFICE	145,567	1,044,610	106,894	35,219	142,112	902,498	14%
101 52---	FINANCE	470,075	3,200,361	306,401	163,840	470,240	2,730,125	15%
53000	ADMINISTRATION OF JUSTICE							
101 53100	CIRCUIT COURT	239,032	2,130,280	210,404	34,512	244,916	1,885,364	11%
101 53310	GENERAL SESSIONS JUDGE	54,483	740,270	54,087	8,550	62,637	677,634	8%
101 53330	DRUG COURT	0	15,000	0	0	0	15,000	0%
101 53400	CHANCERY COURT	148,824	801,090	69,342	45,078	114,421	686,670	14%
101 53600	DISTRICT ATTORNEY GENERAL	89,080	70,000	11,647	0	11,647	58,353	17%
101 53900	OTHER ADMIN OF JUSTICE	3,851	214,450	5,097	1,992	7,088	207,363	3%
101 53920	COURTROOM SECURITY	48,746	685,970	48,749	0	48,749	637,221	7%
101 53930	VICTIM ASSISTANCE PROGRAMS	0	113,000	0	0	0	113,000	0%
101 53---	ADMINISTRATION OF JUSTICE	584,016	4,770,060	399,326	90,132	489,458	4,280,605	10%
54000	PUBLIC SAFETY							
101 54110	SHERIFF'S DEPARTMENT	1,434,524	9,180,450	739,735	372,471	1,112,206	8,068,247	12%
101 54150	DRUG ENFORCEMENT	3,305	0	0	0	0	0	0%
101 54210	JAIL	2,598,887	9,525,270	771,801	603,636	1,375,437	8,149,835	14%
101 54240	JUVENILE SERVICES	47,643	501,360	19,906	8,056	27,962	473,398	6%
101 54250	WORK RELEASE PROGRAM	797	11,970	0	0	0	11,970	0%
101 54310	FIRE PREVENTION AND CONTROL	239,525	992,000	268,500	0	268,500	723,500	27%
101 54410	CIVIL DEFENSE - E.M.A.	28,045	231,250	9,465	22,510	31,975	199,276	14%
101 54420	RESCUE SQUAD & LIFE SAVING CRE	42,150	84,300	42,150	0	42,150	42,150	50%
101 54490	OTHER EMERGENCY MANAGEMENT	39,913	128,000	209	30,200	30,409	97,591	24%
101 54610	COUNTY CORONER/MEDICAL EXAMINE	66,989	70,300	0	0	0	70,300	0%
101 54900	OTHER PUBLIC SAFETY	57,465	917,190	150,587	800	151,387	765,803	17%
101 54---	PUBLIC SAFETY	4,559,243	21,642,090	2,002,353	1,037,673	3,040,026	18,602,070	14%
55000	PUBLIC HEALTH AND WELFARE							
101 55110	LOCAL HEALTH CENTER	221,922	2,167,830	138,253	85,985	224,238	1,943,595	10%
101 55120	RABIES AND ANIMAL CONTROL	47,500	200,000	50,000	0	50,000	150,000	25%
101 55130	AMBULANCE/EMERGENCY MEDICAL SE	146,867	1,777,400	148,117	0	148,117	1,629,283	8%
101 55170	ALCOHOL AND DRUG PROGRAM	0	5,900	0	0	0	5,900	0%
101 55310	REGIONAL MENTAL HEALTH CENTER	0	17,000	8,500	0	8,500	8,500	50%
101 55510	GENERAL WELFARE ASSISTANCE	2,400	59,000	35,800	0	35,800	23,200	61%
101 55520	AID TO DEPENDENT CHILDREN	0	16,000	16,000	0	16,000	0	100%
101 55720	SANITATION EDUCATION/INFORMATI	5,116	72,800	5,219	0	5,219	67,582	7%

Fnd Acct	Description	PRIOR YEAR YTD TOTAL	2019-20 BUDGET	YTD RECD/ SPENT	OPEN POS	2019-20 TOTAL	REMAINING BUDGET	% BUDGET USED
101	GENERAL FUND							
E	Expense							
55000	PUBLIC HEALTH AND WELFARE							
101 55---	PUBLIC HEALTH AND WELFARE	423,805	4,315,930	401,889	85,985	487,874	3,828,060	11%
56000	SOCIAL,CULTRAL AND RECREATIONA							
101 56100	ADULT ACTIVITIES	59,989	119,980	59,989	0	59,989	59,992	50%
101 56500	LIBRARIES	178,330	826,700	48,564	97,256	145,820	680,881	18%
101 56510	LIBRARIES(OTHER)	0	0	39,250	0	39,250	-39,250	0%
101 56900	OTHER SOCIAL, CULTURAL & RECRE	0	102,000	27,000	0	27,000	75,000	26%
101 56---	SOCIAL,CULTRAL AND RECREATIONA	238,319	1,048,680	174,803	97,256	272,059	776,623	26%
57000	AGRICULTURE & NATURAL RESOURCE							
101 57100	AGRICULTURAL EXTENSION SERVICE	11,341	383,726	6,339	6,920	13,259	370,468	3%
101 57300	FOREST SERVICE	0	1,500	1,500	0	1,500	0	100%
101 57500	SOIL CONSERVATION	10,546	111,070	20,505	0	20,505	90,565	18%
101 57800	STORM WATER MANAGEMENT	59,497	37,500	0	31,000	31,000	6,500	83%
101 57900	OTHER AGRICULTURE & NATURAL RE	0	2,500	0	0	0	2,500	0%
101 57---	AGRICULTURE & NATURAL RESOURCE	81,384	536,296	28,344	37,920	66,264	470,033	12%
58000	OTHER GENERAL GOVERNMENT							
101 58110	TOURISM	0	7,000	7,000	0	7,000	0	100%
101 58190	OTHER ECOMOMIC AND COMMUNITY D	59,989	705,850	69,375	0	69,375	636,476	10%
101 58220	AIRPORT	0	577,093	4,125	0	4,125	572,968	1%
101 58300	VETERANS' SERVICES	5,174	60,900	4,736	2,655	7,391	53,509	12%
101 58500	CONTRIBUTIONS TO OTHER AGENCIE	0	61,510	8,075	0	8,075	53,435	13%
101 58600	EMPLOYEE BENEFITS	2,289	79,000	0	0	0	79,000	0%
101 58---	OTHER GENERAL GOVERNMENT	67,452	1,491,353	93,311	2,655	95,966	1,395,388	6%
101 -----	Expense	7,272,871	42,074,880	4,056,731	1,722,213	5,778,943	36,295,964	14%
101 -----	GENERAL FUND	-6,443,639	-511,260	-3,059,797	-1,722,213	-4,782,009	4,270,723	935%
		=====	=====	=====	=====	=====	=====	=====

Fnd Acct	Description	PRIOR YEAR YTD TOTAL	2019-20 BUDGET	YTD RECD/ SPENT	OPEN POs	2019-20 TOTAL	REMAINING BUDGET	% BUDGET USED
116	SOLID WASTE/SANITATION							
R	Revenue							
40000	TOTAL LOCAL TAXES							
116 40110	CURRENT PROPERTY TAX	21	985,860	106	0	106	985,754	0%
116 40120	TRUSTEE COLLECTIONS - PRIOR YR	3,325	20,000	7,843	0	7,843	12,157	39%
116 40125	TRUSTEE COLLECTIONS - BANKRUPT	2	500	6	0	6	494	1%
116 40130	COURT COLLECTIONS - PRIOR YRS	716	10,000	1,026	0	1,026	8,974	10%
116 40140	INTEREST AND PENALTY	424	5,000	863	0	863	4,137	17%
116 40161	PILOT - TVA	0	100	0	0	0	100	0%
116 40162	PILOT - LOCAL UTILITIES	0	14,000	0	0	0	14,000	0%
116 40163	PILOT - OTHER	0	200	0	0	0	200	0%
116 40270	BUSINESS TAX	516	25,000	804	0	804	24,196	3%
116 40320	BANK EXCISE TAX	0	1,800	0	0	0	1,800	0%
116 40---	TOTAL LOCAL TAXES	5,004	1,062,460	10,648	0	10,648	1,051,812	1%
41000	TOTAL LICENSES AND PERMITS							
116 41110	MARRIAGE LICENSE	12	100	14	0	14	86	14%
116 41---	TOTAL LICENSES AND PERMITS	12	100	14	0	14	86	14%
43000	CHARGES FOR CURRENT SERVICES							
116 43116	SURCHARGE-WASTE TIRE DISPOSAL	1,016	75,000	1,480	0	1,480	73,520	2%
116 43---	CHARGES FOR CURRENT SERVICES	1,016	75,000	1,480	0	1,480	73,520	2%
44000	TOTAL OTHER LOCAL REVENUE							
116 44110	INVESTMENT INCOME	172	2,000	1,338	0	1,338	662	67%
116 44145	SALE OF RECYCLED MATERIALS	93	150,000	48	0	48	149,952	0%
116 44---	TOTAL OTHER LOCAL REVENUE	265	152,000	1,386	0	1,386	150,614	1%
46000	STATE OF TENNESSEE							
116 46990	OTHER STATE REVENUES	0	90,000	0	0	0	90,000	0%
116 46---	STATE OF TENNESSEE	0	90,000	0	0	0	90,000	0%
116 -----	Revenue	6,297	1,379,560	13,528	0	13,528	1,366,032	1%
E	Expense							
55000	PUBLIC HEALTH AND WELFARE							
116 55710	SANITATION MANAGEMENT	101	0	190	0	190	-190	0%
116 55732	CONVENIENCE CENTERS	203,514	1,431,170	95,952	97,691	193,642	1,237,528	14%
116 55759	OTHER WASTE DISPOSAL	80,115	192,745	8,305	56,642	64,947	127,798	34%
116 55---	PUBLIC HEALTH AND WELFARE	283,730	1,623,915	104,447	154,333	258,779	1,365,136	16%
116 -----	Expense	283,730	1,623,915	104,447	154,333	258,779	1,365,136	16%
116 -----	SOLID WASTE/SANITATION	-277,433	-244,355	-90,919	-154,333	-245,251	896	100%

Fnd Acct	Description	PRIOR YEAR YTD TOTAL	2019-20 BUDGET	YTD RECD/ SPENT	OPEN POS	2019-20 TOTAL	REMAINING BUDGET	% BUDGET USED
131	HIGHWAY FUND							
R	Revenue							
40000	TOTAL LOCAL TAXES							
131 40110	CURRENT PROPERTY TAX	130	4,600,130	510	0	510	4,599,620	0%
131 40120	TRUSTEE COLLECTIONS - PRIOR YR	20,878	115,000	37,893	0	37,893	77,107	33%
131 40125	TRUSTEE COLLECTIONS - BANKRUPT	9	5,000	37	0	37	4,963	1%
131 40130	COURT COLLECTIONS - PRIOR YRS	4,497	50,000	4,957	0	4,957	45,043	10%
131 40140	INTEREST AND PENALTY	2,660	35,000	4,125	0	4,125	30,875	12%
131 40161	PILOT - TVA	0	500	0	0	0	500	0%
131 40162	PILOT - LOCAL UTILITIES	0	74,000	0	0	0	74,000	0%
131 40163	PILOT - OTHER	20,782	20,000	0	0	0	20,000	0%
131 40270	BUSINESS TAX	0	140,000	0	0	0	140,000	0%
131 40280	MINERAL SEVERANCE TAX	0	20,000	0	0	0	20,000	0%
131 40320	BANK EXCISE TAX	0	10,000	0	0	0	10,000	0%
131 40---	TOTAL LOCAL TAXES	48,956	5,069,630	47,522	0	47,522	5,022,108	1%
41000	TOTAL LICENSES AND PERMITS							
131 41110	MARRIAGE LICENSE	76	800	68	0	68	732	8%
131 41---	TOTAL LICENSES AND PERMITS	76	800	68	0	68	732	8%
44000	TOTAL OTHER LOCAL REVENUE							
131 44110	INVESTMENT INCOME	1,077	14,000	24,815	0	24,815	-10,815	177%
131 44120	LEASE/RENTALS	0	140,000	4,160	0	4,160	135,840	3%
131 44130	SALE OF MATERIALS AND SUPPLIES	125	0	682	0	682	-682	0%
131 44530	SALE OF EQUIPMENT	324	0	0	0	0	0	0%
131 44---	TOTAL OTHER LOCAL REVENUE	1,526	154,000	29,657	0	29,657	124,343	19%
46000	STATE OF TENNESSEE							
131 46410	BRIDGE PROGRAM	0	625,000	0	0	0	625,000	0%
131 46920	GASOLINE AND MOTOR FUEL TAX	0	3,000,000	0	0	0	3,000,000	0%
131 46930	PETROLEUM SPECIAL TAX	0	73,940	0	0	0	73,940	0%
131 46---	STATE OF TENNESSEE	0	3,698,940	0	0	0	3,698,940	0%
131 -----	Revenue	50,558	8,923,370	77,247	0	77,247	8,846,123	1%
E	Expense							
61000	ADMINISTRATION							
131 61000	ADMINISTRATION	245,027	879,763	234,389	32,451	266,840	612,923	30%
131 61---	ADMINISTRATION	245,027	879,763	234,389	32,451	266,840	612,923	30%
62000	HIGHWAY AND BRIDGE MAINTENANCE							
131 62000	HIGHWAY AND BRIDGE MAINTENANCE	429,879	2,938,230	186,410	268,852	455,261	2,482,970	15%
131 62---	HIGHWAY AND BRIDGE MAINTENANCE	429,879	2,938,230	186,410	268,852	455,261	2,482,970	15%

Fnd Acct	Description	PRIOR YEAR	2019-20	YTD RECD/	OPEN POS	2019-20	REMAINING	% BUDGET
		YTD TOTAL	BUDGET	SPENT		TOTAL	BUDGET	USED
131	HIGHWAY FUND							
E	Expense							
63000	TOTAL 63*** ACCOUNTS							
131 63100	OPERATION AND MAINTENANCE OF E	88,903	928,190	53,425	21,809	75,236	852,955	8%
131 63500	ASPHALT PLANT OPERATIONS	1,266,688	3,416,987	335,400	420,145	755,545	2,661,442	22%
131 63600	TRAFFIC CONTROL	7,632	130,580	5,257	143	5,400	125,181	4%
131 63---	TOTAL 63*** ACCOUNTS	1,363,223	4,475,757	394,082	442,097	836,181	3,639,578	19%
68000	CAPITAL OUTLAY							
131 68000	CAPITAL OUTLAY	255,448	1,654,500	0	174,475	174,475	1,480,026	11%
131 68---	CAPITAL OUTLAY	255,448	1,654,500	0	174,475	174,475	1,480,026	11%
131 -----	Expense	2,293,577	9,948,250	814,881	917,875	1,732,757	8,215,497	17%
131 -----	HIGHWAY FUND	-2,243,019	-1,024,880	-737,634	-917,875	-1,655,510	630,626	162%
		=====	=====	=====	=====	=====	=====	=====

Fnd Acct	Description	PRIOR YEAR	2019-20	YTD RECD/	OPEN POS	2019-20	REMAINING	% BUDGET
		YTD TOTAL	BUDGET	SPENT		TOTAL	BUDGET	USED
151	GENERAL DEBT SERVICE FUND							
R	Revenue							
40000	TOTAL LOCAL TAXES							
151 40110	CURRENT PROPERTY TAX	268	12,158,870	1,344	0	1,344	12,157,526	0%
151 40120	TRUSTEE COLLECTIONS - PRIOR YR	43,047	225,000	99,833	0	99,833	125,167	44%
151 40125	TRUSTEE COLLECTIONS - BANKRUPT	18	5,000	78	0	78	4,922	2%
151 40130	COURT COLLECTIONS - PRIOR YRS	9,272	110,000	13,061	0	13,061	96,939	12%
151 40140	INTEREST AND PENALTY	5,484	60,000	10,873	0	10,873	49,127	18%
151 40161	PILOT - TVA	0	1,000	0	0	0	1,000	0%
151 40162	PILOT - LOCAL UTILITIES	0	150,000	0	0	0	150,000	0%
151 40163	PILOT - OTHER	0	2,500	0	0	0	2,500	0%
151 40266	LITIGATION TAX - JAIL	22,091	336,000	23,383	0	23,383	312,617	7%
151 40270	BUSINESS TAX	0	225,000	34	0	34	224,966	0%
151 40320	BANK EXCISE TAX	0	35,000	0	0	0	35,000	0%
151 40---	TOTAL LOCAL TAXES	80,180	13,308,370	148,606	0	148,606	13,159,764	1%
41000	TOTAL LICENSES AND PERMITS							
151 41110	MARRIAGE LICENSE	158	1,500	178	0	178	1,322	12%
151 41---	TOTAL LICENSES AND PERMITS	158	1,500	178	0	178	1,322	12%
44000	TOTAL OTHER LOCAL REVENUE							
151 44110	INVESTMENT INCOME	2,221	70,000	25,937	0	25,937	44,063	37%
151 44510	ACCRUED INTEREST ON DEBT ISSUE	0	0	3,792	0	3,792	-3,792	0%
151 44---	TOTAL OTHER LOCAL REVENUE	2,221	70,000	29,729	0	29,729	40,271	42%
49000	OTHER SOURCES (NON-REVENUE)							
151 49800	TRANSFERS IN	0	81,000	0	0	0	81,000	0%
151 49---	OTHER SOURCES (NON-REVENUE)	0	81,000	0	0	0	81,000	0%
151 -----	Revenue	82,559	13,460,870	178,513	0	178,513	13,282,357	1%
E	Expense							
82000								
151 82110	GENERAL GOVERNMENT - PRINCIPAL	261,765	1,330,000	125,000	0	125,000	1,205,000	9%
151 82120	HIGHWAYS AND STREETS - PRINCIP	211,819	244,780	244,775	0	244,775	5	100%
151 82130	EDUCATION - PRINCIPAL	221,417	5,955,230	215,225	0	215,225	5,740,005	4%
151 82210	GENERAL GOVERNMENT - INTEREST	20,808	1,175,920	8,188	0	8,188	1,167,733	1%
151 82220	HIGHWAYS AND STREETS - INTERE	16,838	37,530	20,597	0	20,597	16,933	55%
151 82230	EDUCATION - INTEREST	21,460	4,482,400	20,221	0	20,221	4,462,180	0%
151 82310	GENERAL GOVERNMENT - OTHER DS	4,991	279,540	4,558	0	4,558	274,982	2%
151 82---		759,098	13,505,400	638,564	0	638,564	12,866,838	5%
99000	OTHER USES							
151 99100	TRANSFERS OUT	0	900,000	0	0	0	900,000	0%
151 99---	OTHER USES	0	900,000	0	0	0	900,000	0%

<u>Fnd Acct</u>	<u>Description</u>	<u>PRIOR YEAR</u> <u>YTD TOTAL</u>	<u>2019-20</u> <u>BUDGET</u>	<u>YTD RECD/</u> <u>SPENT</u>	<u>OPEN POs</u>	<u>2019-20</u> <u>TOTAL</u>	<u>REMAINING</u> <u>BUDGET</u>	<u>% BUDGET</u> <u>USED</u>
151	GENERAL DEBT SERVICE FUND							
E	Expense							
00000								
151	----- Expense	759,098	14,405,400	638,564	0	638,564	13,766,838	4%
151	----- GENERAL DEBT SERVICE FUND	-676,539	-944,530	-460,051	0	-460,051	-484,481	49%
		=====	=====	=====	=====	=====	=====	=====

Fnd Acct	Description	PRIOR YEAR YTD TOTAL	2019-20 BUDGET	YTD RECD/ SPENT	OPEN POs	2019-20 TOTAL	REMAINING BUDGET	% BUDGET USED
152	RURAL DEBT SERVICE							
R	Revenue							
44000	TOTAL OTHER LOCAL REVENUE							
152 44110	INVESTMENT INCOME	0	0	993	0	993	-993	0%
152 44170	MISCELLANEOUS REFUNDS	76	0	0	0	0	0	0%
152 44---	TOTAL OTHER LOCAL REVENUE	76	0	993	0	993	-993	0%
49000	OTHER SOURCES (NON-REVENUE)							
152 49800	TRANSFERS IN	0	260,000	0	0	0	260,000	0%
152 49---	OTHER SOURCES (NON-REVENUE)	0	260,000	0	0	0	260,000	0%
152 -----	Revenue	76	260,000	993	0	993	259,007	0%
E	Expense							
82000								
152 82130	EDUCATION - PRINCIPAL	210,000	215,000	215,000	0	215,000	0	100%
152 82230	EDUCATION - INTEREST	25,975	44,530	23,875	0	23,875	20,655	54%
152 82---		235,975	259,530	238,875	0	238,875	20,655	92%
152 -----	Expense	235,975	259,530	238,875	0	238,875	20,655	92%
152 -----	RURAL DEBT SERVICE	-235,899	470	-237,882	0	-237,882	238,352	-50,613%
		=====	=====	=====	=====	=====	=====	=====

Fnd Acct	Description	PRIOR YEAR	2019-20	YTD RECD/	OPEN POS	2019-20	REMAINING	% BUDGET
		YTD TOTAL	BUDGET	SPENT		TOTAL	BUDGET	USED
171	GENERAL CAPITAL PROJECTS FUND							
R	Revenue							
40000	TOTAL LOCAL TAXES							
171 40110	CURRENT PROPERTY TAX	257	6,572,370	690	0	690	6,571,680	0%
171 40120	TRUSTEE COLLECTIONS - PRIOR YR	41,226	200,000	51,306	0	51,306	148,694	26%
171 40125	TRUSTEE COLLECTIONS - BANKRUPT	7	0	72	0	72	-72	0%
171 40130	COURT COLLECTIONS - PRIOR YRS	8,880	90,000	6,709	0	6,709	83,291	7%
171 40140	INTEREST AND PENALTY	5,249	45,000	5,688	0	5,688	39,312	13%
171 40161	PILOT - TVA	0	750	0	0	0	750	0%
171 40163	PILOT - OTHER	0	1,000	0	0	0	1,000	0%
171 40270	BUSINESS TAX	0	60,000	17	0	17	59,983	0%
171 40320	BANK EXCISE TAX	0	20,000	0	0	0	20,000	0%
171 40---	TOTAL LOCAL TAXES	55,619	6,989,120	64,482	0	64,482	6,924,638	1%
41000	TOTAL LICENSES AND PERMITS							
171 41110	MARRIAGE LICENSE	151	500	92	0	92	408	18%
171 41---	TOTAL LICENSES AND PERMITS	151	500	92	0	92	408	18%
44000	TOTAL OTHER LOCAL REVENUE							
171 44110	INVESTMENT INCOME	9,048	125,000	49,209	0	49,209	75,791	39%
171 44---	TOTAL OTHER LOCAL REVENUE	9,048	125,000	49,209	0	49,209	75,791	39%
46000	STATE OF TENNESSEE							
171 46310	HEALTH DEPARTMENT PROGRAMS	0	700,000	20,000	0	20,000	680,000	3%
171 46---	STATE OF TENNESSEE	0	700,000	20,000	0	20,000	680,000	3%
171 -----	Revenue	64,818	7,814,620	133,783	0	133,783	7,680,837	2%
E	Expense							
91000								
171 91110	GENERAL ADMINISTRATION PROJECT	1,133	1,390,000	1,481	0	1,481	1,388,519	0%
171 91140	PUBLIC HEALTH AND WELFARE PROJ	0	850,000	0	0	0	850,000	0%
171 91150	SOCIAL, CULTURAL AND RECREATIO	0	3,200,000	3,000	0	3,000	3,197,000	0%
171 91300	EDUCATION CAPITAL PROJECTS	0	3,749,000	0	923,843	923,843	2,825,157	25%
171 91---		1,133	9,189,000	4,481	923,843	928,324	8,260,676	10%
95000	CAPITAL PROJECTS - DONATED							
171 95100	CAP PROJ - DONATED TO SCHOOLS	0	1,143,000	0	0	0	1,143,000	0%
171 95900	CAP PROJ - DONATED TO OTHERS	0	1,000,000	0	0	0	1,000,000	0%
171 95---	CAPITAL PROJECTS - DONATED	0	2,143,000	0	0	0	2,143,000	0%
171 -----	Expense	1,133	11,332,000	4,481	923,843	928,324	10,403,676	8%
171 -----	GENERAL CAPITAL PROJECTS FUND	63,685	-3,517,380	129,302	-923,843	-794,541	-2,722,839	23%

Fnd Acct	Description	PRIOR YEAR YTD TOTAL	2019-20 BUDGET	YTD RECD/ SPENT	OPEN POs	2019-20 TOTAL	REMAINING BUDGET	% BUDGET USED
263	SELF-INSURANCE FUND							
R	Revenue							
43000	CHARGES FOR CURRENT SERVICES							
263 43101	SELF-INSURANCE PREMIUMS/CONTRI	546,776	6,521,000	547,713	0	547,713	5,973,288	8%
263 43---	CHARGES FOR CURRENT SERVICES	546,776	6,521,000	547,713	0	547,713	5,973,288	8%
44000	TOTAL OTHER LOCAL REVENUE							
263 44110	INVESTMENT INCOME	0	20,000	10,006	0	10,006	9,994	50%
263 44160	RETIREE INSURANCE PAYMENTS	2,656	27,000	3,275	0	3,275	23,725	12%
263 44161	COBRA INSURANCE PAYMENTS	0	1,000	0	0	0	1,000	0%
263 44---	TOTAL OTHER LOCAL REVENUE	2,656	48,000	13,281	0	13,281	34,719	28%
263 -----	Revenue	549,432	6,569,000	560,994	0	560,994	6,008,007	9%
E	Expense							
58000	OTHER GENERAL GOVERNMENT							
263 58600	EMPLOYEE BENEFITS	443,595	6,761,100	161,491	4,256	165,747	6,595,353	2%
263 58---	OTHER GENERAL GOVERNMENT	443,595	6,761,100	161,491	4,256	165,747	6,595,353	2%
263 -----	Expense	443,595	6,761,100	161,491	4,256	165,747	6,595,353	2%
263 -----	SELF-INSURANCE FUND	105,837	-192,100	399,503	-4,256	395,247	-587,346	-206%
		=====	=====	=====	=====	=====	=====	=====

Number of Accounts: 1245

***** End of report *****

Prior Year Revenue Comparison

Fnd Acct	Description	2018-19 % OF BUDGET	2018-19 YTD	2019-20 July	2019-20 YTD	YTD INCREASE (DECREASE)	2019-20 BUDGET	2019-20 % OF BUDGET
101	GENERAL FUND							
40000	TOTAL LOCAL TAXES							
101 40110	CURRENT PROPERTY TAX	0.00	612	2,398	2,398	1,786	22,017,420	0.01
101 40120	TRUSTEE COLLECTIONS - PRIOR YR	16.37	98,210	178,241	178,241	80,032	700,000	25.46
101 40125	TRUSTEE COLLECTIONS - BANKRUPT	0.80	40	176	176	136	10,000	1.76
101 40130	COURT COLLECTIONS - PRIOR YRS	10.07	21,153	23,316	23,316	2,163	250,000	9.33
101 40140	INTEREST AND PENALTY	7.82	12,510	19,511	19,511	7,001	170,000	11.48
101 40161	PILOT - TVA	0.00	0	0	0	0	1,800	0.00
101 40162	PILOT - LOCAL UTILITIES	0.00	0	0	0	0	350,000	0.00
101 40163	PILOT - OTHER	0.00	0	0	0	0	5,000	0.00
101 40210	LOCAL OPTION SALES TAX	0.00	0	0	0	0	30,000	0.00
101 40250	LITIGATION TAX - GENERAL	8.09	16,189	12,974	12,974	-3,216	200,000	6.49
101 40260	LITIGATION TAX - SPECIAL PURPO	8.88	1,775	1,413	1,413	-362	20,000	7.06
101 40268	LITIGATION TAX - COURT SECURIT	8.14	19,546	16,084	16,084	-3,463	240,000	6.70
101 40270	BUSINESS TAX	0.00	0	60	60	60	670,000	0.01
101 40320	BANK EXCISE TAX	0.00	0	0	0	0	60,000	0.00
101 40330	WHOLESALE BEER TAX	9.75	34,141	36,914	36,914	2,773	330,000	11.19
101 40390	OTHER STATUTORY LOCAL TAXES	7.36	12,147	9,836	9,836	-2,311	165,000	5.96
101 40---	TOTAL LOCAL TAXES	0.88	216,323	300,923	300,923	84,599	25,219,220	1.19
41000	TOTAL LICENSES AND PERMITS							
101 41110	MARRIAGE LICENSE	14.39	360	318	318	-41	2,500	12.74
101 41140	CABLE TV FRANCHISE	0.00	0	0	0	0	520,000	0.00
101 41520	BUILDING PERMITS	0.00	0	14,036	14,036	14,036	180,000	7.80
101 41590	OTHER PERMITS	18.44	1,475	0	0	-1,475	8,000	0.00
101 41---	TOTAL LICENSES AND PERMITS	0.27	1,835	14,354	14,354	12,520	710,500	2.02
42000	FINES							
101 42110	FINES	0.00	7	56	56	49	0	0.00
101 42210	FINES	13.00	390	475	475	85	3,700	12.84
101 42220	OFFICERS COSTS	11.77	2,943	1,722	1,722	-1,221	40,500	4.25
101 42241	DRUG COURT FEES	3.29	49	105	105	56	1,900	5.55
101 42250	JAIL FEES	5.74	688	1,608	1,608	920	13,100	12.27
101 42280	DUI TREATMENT FINES	0.00	119	150	150	31	1,000	14.98
101 42290	DATA ENTRY FEE -CRIMINAL COURT	16.15	646	445	445	-201	8,200	5.43
101 42291	COURTROOM SECURITY FEE	0.00	2,638	1,755	1,755	-883	30,900	5.68
101 42292	VICTIMS ASSISTANCE ASSESSMENTS	3.26	220	291	291	71	4,000	7.29
101 42310	FINES	15.22	5,328	6,875	6,875	1,547	65,200	10.54
101 42320	OFFICERS COSTS	10.36	9,840	8,739	8,739	-1,101	96,600	9.05
101 42330	GAME AND FISH FINES	0.90	5	0	0	-5	300	0.00
101 42341	DRUG COURT FEES	4.64	626	1,008	1,008	382	8,200	12.29
101 42350	JAIL FEES	7.39	11,821	7,414	7,414	-4,407	140,000	5.30
101 42380	DUI TREATMENT FINES	0.00	1,022	1,543	1,543	520	13,700	11.26
101 42390	DATA ENTRY FEE-GENERAL SESSION	21.29	2,980	2,456	2,456	-525	41,700	5.89
101 42391	COURTROOM SECURITY FEE	0.00	285	289	289	4	3,800	7.61
101 42392	VICTIMS ASSISTANCE ASSESSMENTS	7.37	2,820	3,562	3,562	742	41,000	8.69
101 42410	FINES	0.00	0	24	24	24	300	7.92
101 42420	OFFICERS COSTS	26.41	264	38	38	-226	1,200	3.17
101 42490	DATA ENTRY FEE-JUVENILE COURT	45.13	361	120	120	-241	1,600	7.50
101 42520	OFFICERS COST	6.49	390	195	195	-194	6,000	3.26
101 42530	DATA ENTRY FEE-CHANCERY COURT	13.60	476	484	484	8	4,000	12.10
101 42591	COURTROOM SECURITY FEE	0.00	8	22	22	14	500	4.40

Fnd Acct	Description	2018-19 % OF BUDGET	2018-19 YTD	2019-20 July	2019-20 YTD	YTD INCREASE (DECREASE)	2019-20 BUDGET	2019-20 % OF BUDGET
101	GENERAL FUND							
42000	FINES							
101 42610	FINES	17.85	5,357	4,804	4,804	-552	50,400	9.53
101 42---	FINES	10.83	49,283	44,180	44,180	-5,103	577,800	7.65
43000	CHARGES FOR CURRENT SERVICES							
101 43170	WORK RELEASE CHARGES FOR BOARD	9.69	1,260	0	0	-1,260	13,000	0.00
101 43350	COPY FEES	16.90	169	55	55	-114	1,000	5.50
101 43360	LIBRARY FEES	10.63	2,126	2,059	2,059	-67	20,000	10.30
101 43365	ARCHIVES & RECORDS MANAGEMENT	9.24	21,947	20,395	20,395	-1,553	270,000	7.55
101 43370	TELEPHONE COMMISSIONS	8.22	13,972	0	0	-13,972	170,000	0.00
101 43382	ELECTRONIC CITATION FEE	0.00	0	212	212	212	0	0.00
101 43392	DATA PROCESSING FEE - REGISTER	8.43	3,370	3,374	3,374	4	40,000	8.44
101 43394	DATA PROCESSING FEE - SHERIFF	9.80	784	594	594	-190	8,000	7.42
101 43395	SEXUAL OFFENDER REGISTR FEE	70.00	700	150	150	-550	0	0.00
101 43396	DATA PROCESSING FEE-COUNTY CLE	13.37	936	1,143	1,143	207	9,000	12.70
101 43397	SUBS/DOC RETRIEVAL FEE - CIRCU	24.00	1,200	600	600	-600	7,000	8.57
101 43399	VEH INS COVERAGE & REINSTATEME	0.00	0	390	390	390	0	0.00
101 43990	OTHER CHARGES FOR SERVICES	0.27	245	0	0	-245	91,100	0.00
101 43---	CHARGES FOR CURRENT SERVICES	7.87	46,709	28,972	28,972	-17,738	629,100	4.61
44000	TOTAL OTHER LOCAL REVENUE							
101 44110	INVESTMENT INCOME	6.33	5,067	66,526	66,526	61,459	120,000	55.44
101 44120	LEASE/RENTALS	9.80	2,225	4,125	4,125	1,900	39,700	10.39
101 44131	COMMISSARY SALES	0.00	0	0	0	0	50,000	0.00
101 44170	MISCELLANEOUS REFUNDS	7.09	1,772	1,510	1,510	-262	25,000	6.04
101 44530	SALE OF EQUIPMENT	0.68	477	0	0	-477	0	0.00
101 44560	DAMAGES RECOVERED FROM INDIVID	0.00	0	0	0	0	5,000	0.00
101 44570	CONTRIBUTIONS & GIFTS	166.67	500	0	0	-500	0	0.00
101 44571	CONTRIBUTIONS & GIFTS (LIBRARY	0.00	0	100	100	100	0	0.00
101 44---	TOTAL OTHER LOCAL REVENUE	4.05	10,041	72,261	72,261	62,220	239,700	30.15
45000	FEES RECEIVED FROM COUNTY OFFI							
101 45510	COUNTY CLERK	10.33	123,953	130,896	130,896	6,943	1,200,000	10.91
101 45520	CIRCUIT COURT CLERK	5.96	55,751	40,693	40,693	-15,059	735,000	5.54
101 45540	GENERAL SESSIONS COURT CLERK	8.13	97,995	77,349	77,349	-20,647	1,220,000	6.34
101 45550	CLERK AND MASTER	8.25	41,252	43,648	43,648	2,396	500,000	8.73
101 45560	JUVENILE COURT CLERK	13.86	2,771	1,600	1,600	-1,171	16,000	10.00
101 45580	REGISTER	8.84	55,220	56,502	56,502	1,282	625,000	9.04
101 45610	TRUSTEE	4.67	112,103	175,236	175,236	63,133	2,500,000	7.01
101 45---	FEES RECEIVED FROM COUNTY OFFI	7.10	489,045	525,924	525,924	36,877	6,796,000	7.74
46000	STATE OF TENNESSEE							
101 46110	JUVENILE SERVICES PROGRAM	0.00	0	0	0	0	18,800	0.00
101 46210	LAW ENFORCEMENT TRAINING PROGR	0.00	0	0	0	0	75,000	0.00
101 46310	HEALTH DEPARTMENT PROGRAMS	0.00	0	0	0	0	1,101,300	0.00
101 46430	LITTER PROGRAM	0.00	0	0	0	0	72,100	0.00
101 46820	INCOME TAX	0.00	0	0	0	0	250,000	0.00

Fnd Acct	Description	2018-19 % OF BUDGET	2018-19 YTD	2019-20 July	2019-20 YTD	YTD INCREASE (DECREASE)	2019-20 BUDGET	2019-20 % OF BUDGET
101	GENERAL FUND							
46000	STATE OF TENNESSEE							
101 46830	BEER TAX	0.00	0	0	0	0	20,000	0.00
101 46835	VEHICLE CERT OF TITLE FEE	9.23	1,569	1,570	1,570	2	17,000	9.24
101 46840	ALCOHOLIC BEVERAGE TAX	0.00	0	0	0	0	175,000	0.00
101 46852	STATE REVENUE SHARING - TELECO	0.00	0	0	0	0	185,000	0.00
101 46915	CONTRACTED PRISONER BOARDING	0.00	0	0	0	0	2,000,000	0.00
101 46960	REGISTRAR SALARY SUPP - ELECT	0.00	0	0	0	0	15,200	0.00
101 46990	OTHER STATE REVENUES	0.02	125	0	0	-125	570,000	0.00
101 46---	STATE OF TENNESSEE	0.04	1,694	1,570	1,570	-123	4,499,400	0.03
47000	FEDERAL GOVERNMENT							
101 47220	CIVIL DEFENSE REIMBURSEMENT	0.00	0	0	0	0	62,500	0.00
101 47235	HOMELAND SECURITY GRANTS	0.00	0	0	0	0	128,000	0.00
101 47710	(JTTF-GRANT)JOINT TERRORISM TA	0.00	1,189	0	0	-1,189	0	0.00
101 47990	OTHER DIRECT FEDERAL REVENUE	0.13	2,400	0	0	-2,400	1,440,000	0.00
101 47---	FEDERAL GOVERNMENT	0.18	3,589	0	0	-3,589	1,630,500	0.00
48000	OTHER GOVERNMENT AND CITIZENS							
101 48130	CONTRIBUTIONS	0.00	0	0	0	0	12,000	0.00
101 48140	CONTRACTED SERVICES	0.00	0	0	0	0	165,000	0.00
101 48990	OTHER REVENUE	35.71	10,713	8,750	8,750	-1,963	0	0.00
101 48---	OTHER GOVERNMENT AND CITIZENS	5.30	10,713	8,750	8,750	-1,963	177,000	4.94
49000	OTHER SOURCES (NON-REVENUE)							
101 49800	TRANSFERS IN	0.00	0	0	0	0	900,000	0.00
101 49810	CITY GENERAL FUND TRANSFER	0.00	0	0	0	0	84,400	0.00
101 49997	COMMITTED- ETSU PERF ART CTR	0.00	0	0	0	0	100,000	0.00
101 49---	OTHER SOURCES (NON-REVENUE)	0.00	0	0	0	0	1,084,400	0.00
101 -----	GENERAL FUND	2.02	829,232	996,934	996,934	167,700	41,563,620	2.40
=====								

Fnd Acct	Description	2018-19 % OF BUDGET	2018-19 YTD	2019-20 July	2019-20 YTD	YTD INCREASE (DECREASE)	2019-20 BUDGET	2019-20 % OF BUDGET
116	SOLID WASTE/SANITATION							
40000	TOTAL LOCAL TAXES							
116 40110	CURRENT PROPERTY TAX	0.00	21	106	106	85	985,860	0.01
116 40120	TRUSTEE COLLECTIONS - PRIOR YR	17.50	3,325	7,843	7,843	4,518	20,000	39.21
116 40125	TRUSTEE COLLECTIONS - BANKRUPT	0.32	2	6	6	4	500	1.20
116 40130	COURT COLLECTIONS - PRIOR YRS	10.23	716	1,026	1,026	310	10,000	10.26
116 40140	INTEREST AND PENALTY	8.47	424	863	863	439	5,000	17.25
116 40161	PILOT - TVA	0.00	0	0	0	0	100	0.00
116 40162	PILOT - LOCAL UTILITIES	0.00	0	0	0	0	14,000	0.00
116 40163	PILOT - OTHER	0.00	0	0	0	0	200	0.00
116 40270	BUSINESS TAX	2.06	516	804	804	288	25,000	3.22
116 40320	BANK EXCISE TAX	0.00	0	0	0	0	1,800	0.00
116 40---	TOTAL LOCAL TAXES	0.49	5,004	10,648	10,648	5,644	1,062,460	1.00
41000	TOTAL LICENSES AND PERMITS							
116 41110	MARRIAGE LICENSE	12.18	12	14	14	2	100	14.01
116 41---	TOTAL LICENSES AND PERMITS	12.18	12	14	14	2	100	14.01
43000	CHARGES FOR CURRENT SERVICES							
116 43116	SURCHARGE-WASTE TIRE DISPOSAL	1.56	1,016	1,480	1,480	464	75,000	1.97
116 43---	CHARGES FOR CURRENT SERVICES	1.56	1,016	1,480	1,480	464	75,000	1.97
44000	TOTAL OTHER LOCAL REVENUE							
116 44110	INVESTMENT INCOME	8.58	172	1,338	1,338	1,167	2,000	66.92
116 44145	SALE OF RECYCLED MATERIALS	0.07	93	48	48	-45	150,000	0.03
116 44---	TOTAL OTHER LOCAL REVENUE	0.20	265	1,386	1,386	1,122	152,000	0.91
46000	STATE OF TENNESSEE							
116 46990	OTHER STATE REVENUES	0.00	0	0	0	0	90,000	0.00
116 46---	STATE OF TENNESSEE	0.00	0	0	0	0	90,000	0.00
116 -----	SOLID WASTE/SANITATION	0.44	6,297	13,528	13,528	7,232	1,379,560	0.98

Fnd Acct	Description	2018-19 % OF BUDGET	2018-19 YTD	2019-20 July	2019-20 YTD	YTD INCREASE (DECREASE)	2019-20 BUDGET	2019-20 % OF BUDGET
131	HIGHWAY FUND							
40000	TOTAL LOCAL TAXES							
131 40110	CURRENT PROPERTY TAX	0.00	130	510	510	380	4,600,130	0.01
131 40120	TRUSTEE COLLECTIONS - PRIOR YR	18.15	20,878	37,893	37,893	17,015	115,000	32.95
131 40125	TRUSTEE COLLECTIONS - BANKRUPT	0.17	9	37	37	28	5,000	0.73
131 40130	COURT COLLECTIONS - PRIOR YRS	8.99	4,497	4,957	4,957	460	50,000	9.91
131 40140	INTEREST AND PENALTY	5.91	2,660	4,125	4,125	1,466	35,000	11.79
131 40161	PILOT - TVA	0.00	0	0	0	0	500	0.00
131 40162	PILOT - LOCAL UTILITIES	0.00	0	0	0	0	74,000	0.00
131 40163	PILOT - OTHER	138.55	20,782	0	0	-20,782	20,000	0.00
131 40270	BUSINESS TAX	0.00	0	0	0	0	140,000	0.00
131 40280	MINERAL SEVERANCE TAX	0.00	0	0	0	0	20,000	0.00
131 40320	BANK EXCISE TAX	0.00	0	0	0	0	10,000	0.00
131 40---	TOTAL LOCAL TAXES	0.96	48,956	47,522	47,522	-1,433	5,069,630	0.94
41000	TOTAL LICENSES AND PERMITS							
131 41110	MARRIAGE LICENSE	9.56	76	68	68	-9	800	8.46
131 41---	TOTAL LICENSES AND PERMITS	9.56	76	68	68	-9	800	8.46
44000	TOTAL OTHER LOCAL REVENUE							
131 44110	INVESTMENT INCOME	14.36	1,077	24,815	24,815	23,737	14,000	177.25
131 44120	LEASE/RENTALS	0.00	0	4,160	4,160	4,160	140,000	2.97
131 44130	SALE OF MATERIALS AND SUPPLIES	0.00	125	682	682	557	0	0.00
131 44530	SALE OF EQUIPMENT	0.00	324	0	0	-324	0	0.00
131 44---	TOTAL OTHER LOCAL REVENUE	1.03	1,526	29,657	29,657	28,130	154,000	19.26
46000	STATE OF TENNESSEE							
131 46410	BRIDGE PROGRAM	0.00	0	0	0	0	625,000	0.00
131 46920	GASOLINE AND MOTOR FUEL TAX	0.00	0	0	0	0	3,000,000	0.00
131 46930	PETROLEUM SPECIAL TAX	0.00	0	0	0	0	73,940	0.00
131 46---	STATE OF TENNESSEE	0.00	0	0	0	0	3,698,940	0.00
131 -----	HIGHWAY FUND	0.49	50,558	77,247	77,247	26,688	8,923,370	0.87
=====								

Fnd Acct	Description	2018-19 % OF BUDGET	2018-19 YTD	2019-20 July	2019-20 YTD	YTD INCREASE (DECREASE)	2019-20 BUDGET	2019-20 % OF BUDGET
151	GENERAL DEBT SERVICE FUND							
40000	TOTAL LOCAL TAXES							
151 40110	CURRENT PROPERTY TAX	0.00	268	1,344	1,344	1,075	12,158,870	0.01
151 40120	TRUSTEE COLLECTIONS - PRIOR YR	21.52	43,047	99,833	99,833	56,786	225,000	44.37
151 40125	TRUSTEE COLLECTIONS - BANKRUPT	0.37	18	78	78	59	5,000	1.55
151 40130	COURT COLLECTIONS - PRIOR YRS	14.26	9,272	13,061	13,061	3,789	110,000	11.87
151 40140	INTEREST AND PENALTY	10.97	5,484	10,873	10,873	5,389	60,000	18.12
151 40161	PILOT - TVA	0.00	0	0	0	0	1,000	0.00
151 40162	PILOT - LOCAL UTILITIES	0.00	0	0	0	0	150,000	0.00
151 40163	PILOT - OTHER	0.00	0	0	0	0	2,500	0.00
151 40266	LITIGATION TAX - JAIL	8.84	22,091	23,383	23,383	1,291	336,000	6.96
151 40270	BUSINESS TAX	0.00	0	34	34	34	225,000	0.02
151 40320	BANK EXCISE TAX	0.00	0	0	0	0	35,000	0.00
151 40---	TOTAL LOCAL TAXES	0.61	80,180	148,606	148,606	68,423	13,308,370	1.12
41000	TOTAL LICENSES AND PERMITS							
151 41110	MARRIAGE LICENSE	10.51	158	178	178	21	1,500	11.89
151 41---	TOTAL LICENSES AND PERMITS	10.51	158	178	178	21	1,500	11.89
44000	TOTAL OTHER LOCAL REVENUE							
151 44110	INVESTMENT INCOME	11.11	2,221	25,937	25,937	23,716	70,000	37.05
151 44510	ACCRUED INTEREST ON DEBT ISSUE	0.00	0	3,792	3,792	3,792	0	0.00
151 44---	TOTAL OTHER LOCAL REVENUE	11.11	2,221	29,729	29,729	27,508	70,000	42.47
49000	OTHER SOURCES (NON-REVENUE)							
151 49800	TRANSFERS IN	0.00	0	0	0	0	81,000	0.00
151 49---	OTHER SOURCES (NON-REVENUE)	0.00	0	0	0	0	81,000	0.00
151 -----	GENERAL DEBT SERVICE FUND	0.63	82,559	178,513	178,513	95,952	13,460,870	1.33
		=====	=====	=====	=====	=====	=====	=====

Fnd Acct	Description	2018-19 % OF BUDGET	2018-19 YTD	2019-20 July	2019-20 YTD	YTD INCREASE (DECREASE)	2019-20 BUDGET	2019-20 % OF BUDGET
152	RURAL DEBT SERVICE							
44000	TOTAL OTHER LOCAL REVENUE							
152 44110	INVESTMENT INCOME	0.00	0	993	993	993	0	0.00
152 44170	MISCELLANEOUS REFUNDS	0.00	76	0	0	-76	0	0.00
152 44---	TOTAL OTHER LOCAL REVENUE	0.00	76	993	993	917	0	0.00
49000	OTHER SOURCES (NON-REVENUE)							
152 49800	TRANSFERS IN	0.00	0	0	0	0	260,000	0.00
152 49---	OTHER SOURCES (NON-REVENUE)	0.00	0	0	0	0	260,000	0.00
152 -----	RURAL DEBT SERVICE	0.03	76	993	993	917	260,000	0.38
		=====	=====	=====	=====	=====	=====	=====

Fnd Acct	Description	2018-19 % OF BUDGET	2018-19 YTD	2019-20 July	2019-20 YTD	YTD INCREASE (DECREASE)	2019-20 BUDGET	2019-20 % OF BUDGET
171	GENERAL CAPITAL PROJECTS FUND							
40000	TOTAL LOCAL TAXES							
171 40110	CURRENT PROPERTY TAX	0.00	257	690	690	433	6,572,370	0.01
171 40120	TRUSTEE COLLECTIONS - PRIOR YR	27.48	41,226	51,306	51,306	10,080	200,000	25.65
171 40125	TRUSTEE COLLECTIONS - BANKRUPT	0.00	7	72	72	64	0	0.00
171 40130	COURT COLLECTIONS - PRIOR YRS	19.73	8,880	6,709	6,709	-2,170	90,000	7.45
171 40140	INTEREST AND PENALTY	13.12	5,249	5,688	5,688	439	45,000	12.64
171 40161	PILOT - TVA	0.00	0	0	0	0	750	0.00
171 40163	PILOT - OTHER	0.00	0	0	0	0	1,000	0.00
171 40270	BUSINESS TAX	0.00	0	17	17	17	60,000	0.03
171 40320	BANK EXCISE TAX	0.00	0	0	0	0	20,000	0.00
171 40---	TOTAL LOCAL TAXES	0.85	55,619	64,482	64,482	8,863	6,989,120	0.92
41000	TOTAL LICENSES AND PERMITS							
171 41110	MARRIAGE LICENSE	30.19	151	92	92	-59	500	18.32
171 41---	TOTAL LICENSES AND PERMITS	30.19	151	92	92	-59	500	18.32
44000	TOTAL OTHER LOCAL REVENUE							
171 44110	INVESTMENT INCOME	5.17	9,048	49,209	49,209	40,161	125,000	39.37
171 44---	TOTAL OTHER LOCAL REVENUE	5.17	9,048	49,209	49,209	40,161	125,000	39.37
46000	STATE OF TENNESSEE							
171 46310	HEALTH DEPARTMENT PROGRAMS	0.00	0	20,000	20,000	20,000	700,000	2.86
171 46---	STATE OF TENNESSEE	0.00	0	20,000	20,000	20,000	700,000	2.86
171 -----	GENERAL CAPITAL PROJECTS FUND	0.89	64,818	133,783	133,783	68,965	7,814,620	1.71
=====								

Fnd Acct	Description	2018-19 % OF BUDGET	2018-19 YTD	2019-20 July	2019-20 YTD	YTD INCREASE (DECREASE)	2019-20 BUDGET	2019-20 % OF BUDGET
263	SELF-INSURANCE FUND							
43000	CHARGES FOR CURRENT SERVICES							
263 43101	SELF-INSURANCE PREMIUMS/CONTRI	8.37	546,776	547,713	547,713	937	6,521,000	8.40
263 43---	CHARGES FOR CURRENT SERVICES	8.37	546,776	547,713	547,713	937	6,521,000	8.40
44000	TOTAL OTHER LOCAL REVENUE							
263 44110	INVESTMENT INCOME	0.00	0	10,006	10,006	10,006	20,000	50.03
263 44160	RETIREE INSURANCE PAYMENTS	12.07	2,656	3,275	3,275	619	27,000	12.13
263 44161	COBRA INSURANCE PAYMENTS	0.00	0	0	0	0	1,000	0.00
263 44---	TOTAL OTHER LOCAL REVENUE	9.16	2,656	13,281	13,281	10,625	48,000	27.67
263 -----	SELF-INSURANCE FUND	8.37	549,432	560,994	560,994	11,562	6,569,000	8.54
		=====	=====	=====	=====	=====	=====	=====

Number of Accounts: 174

***** End of report *****

Expense Detail

Fnd	Acct	Obj	Obj	2019-20	YTD	OPEN	Pos	YTD USED	REMAINING	% BUDGE
				BUDGET	SPEND				BUDGET	USED
101				GENERAL FUND						
51100				COUNTY COMMISSION						
101	51100	191	BOARD AND COMMITTEE MEMBERS FE	67,500	5,625	0		5,625	61,875	8%
101	51100	199	OTHER PER DIEM & FEES	1,200	100	0		100	1,100	8%
101	51100	201	SOCIAL SECURITY	4,200	355	0		355	3,845	8%
101	51100	204	PENSIONS	6,500	298	0		298	6,202	5%
101	51100	212	EMPLOYER MEDICARE	990	83	0		83	907	8%
101	51100	320	DUES AND MEMBERSHIPS	9,740	7,270	0		7,270	2,470	75%
101	51100	334	MAINTENANCE AGREEMENTS	6,600	3,000	0		3,000	3,600	45%
101	51100	355	TRAVEL	10,560	0	0		0	10,560	0%
101	51100	356	TUITION/REGISTRATION FEES	2,710	0	0		0	2,710	0%
101	51100	399	OTHER CONTRACTED SERVICES	2,400	200	2,200		2,400	0	100%
101	51100	599	OTHER CHARGES	6,000	700	0		700	5,300	12%
101	51100	---	COUNTY COMMISSION	118,400	17,631	2,200		19,831	98,569	17%
51210				BOARD OF EQUALIZATION						
101	51210	191	BOARD AND COMMITTEE MEMBERS FE	12,000	5,100	0		5,100	6,900	43%
101	51210	---	BOARD OF EQUALIZATION	12,000	5,100	0		5,100	6,900	43%
51300				COUNTY MAYOR/EXECUTIVE						
101	51300	101	COUNTY OFFICIAL/ADMINISTRATIVE	130,060	10,862	0		10,862	119,198	8%
101	51300	103	ASSISTANT(S)	54,320	4,137	0		4,137	50,183	8%
101	51300	201	SOCIAL SECURITY	11,190	935	0		935	10,255	8%
101	51300	204	PENSIONS	17,720	1,441	0		1,441	16,279	8%
101	51300	205	EMPLOYEE HEALTH INSURANCE	21,120	1,760	0		1,760	19,361	8%
101	51300	212	EMPLOYER MEDICARE	2,660	219	0		219	2,441	8%
101	51300	299	OTHER FRINGE BENEFITS	6,600	300	0		300	6,300	5%
101	51300	307	COMMUNICATION	2,500	0	0		0	2,500	0%
101	51300	320	DUES AND MEMBERSHIPS	3,000	2,000	0		2,000	1,000	67%
101	51300	334	MAINTENANCE AGREEMENTS	1,320	130	1,730		1,860	-540	141%
101	51300	348	POSTAL CHARGES	300	0	0		0	300	0%
101	51300	351	RENTALS	3,600	281	3,235		3,516	84	98%
101	51300	355	TRAVEL	6,000	29	0		29	5,971	0%
101	51300	356	TUITION/REGISTRATION FEES	2,000	0	0		0	2,000	0%
101	51300	414	DUPLICATING SUPPLIES	300	0	0		0	300	0%
101	51300	435	OFFICE SUPPLIES	300	0	0		0	300	0%
101	51300	599	OTHER CHARGES	2,000	0	0		0	2,000	0%
101	51300	---	COUNTY MAYOR/EXECUTIVE	264,990	22,094	4,965		27,059	237,932	10%
51400				COUNTY ATTORNEY						
101	51400	101	COUNTY OFFICIAL/ADMINISTRATIVE	6,000	5,833	0		5,833	167	97%
101	51400	105	SUPERVISOR/DIRECTOR	95,000	6,895	0		6,895	88,105	7%
101	51400	133	PARAPROFESSIONALS	42,500	3,160	0		3,160	39,340	7%
101	51400	201	SOCIAL SECURITY	12,870	953	0		953	11,918	7%
101	51400	204	PENSIONS	19,950	1,527	0		1,527	18,423	8%
101	51400	205	EMPLOYEE HEALTH INSURANCE	21,120	1,760	0		1,760	19,361	8%
101	51400	212	EMPLOYER MEDICARE	3,010	223	0		223	2,787	7%
101	51400	312	CONTRACTS - PRIVATE AGENCIES	0	4	196		200	-200	0%
101	51400	320	DUES AND MEMBERSHIPS	1,750	100	0		100	1,650	6%
101	51400	331	LEGAL SERVICES	135,000	0	0		0	135,000	0%

Fnd	Acct	Obj	Obj	2019-20	YTD		REMAINING % BUDGE	
				BUDGET	SPEND	OPEN POs	YTD USED	BUDGET
101			GENERAL FUND					
51400			COUNTY ATTORNEY					
101	51400	332	LEGAL NOTICES, RECORDING COURT	200	0	0	0	200 0%
101	51400	334	MAINTENANCE AGREEMENTS	3,500	0	3,250	3,250	250 93%
101	51400	348	POSTAL CHARGES	100	0	0	0	100 0%
101	51400	349	PRINTING, STATIONERY AND FORMS	100	0	0	0	100 0%
101	51400	351	RENTALS	3,200	0	0	0	3,200 0%
101	51400	355	TRAVEL	3,000	0	0	0	3,000 0%
101	51400	356	TUITION/REGISTRATION FEES	3,000	0	0	0	3,000 0%
101	51400	411	DATA PROCESSING SUPPLIES	200	0	0	0	200 0%
101	51400	435	OFFICE SUPPLIES	1,000	0	263	263	737 26%
101	51400	437	PERIODICALS	5,050	238	4,750	4,988	62 99%
101	51400	499	OTHER SUPPLIES AND MATERIALS	400	0	0	0	400 0%
101	51400	599	OTHER CHARGES	500	0	0	0	500 0%
101	51400	---	COUNTY ATTORNEY	357,450	20,693	8,459	29,152	328,300 8%
51500			ELECTION COMMISSION					
101	51500	101	COUNTY OFFICIAL/ADMINISTRATIVE	83,950	6,995	0	6,995	76,955 8%
101	51500	106	DEPUTY(IES)	173,400	12,788	0	12,788	160,612 7%
101	51500	169	PART-TIME PERSONNEL	40,000	0	0	0	40,000 0%
101	51500	192	ELECTION COMMISSION	20,500	0	0	0	20,500 0%
101	51500	193	ELECTION WORKERS	43,000	0	0	0	43,000 0%
101	51500	201	SOCIAL SECURITY	22,170	1,130	0	1,130	21,040 5%
101	51500	204	PENSIONS	28,710	1,683	0	1,683	27,027 6%
101	51500	205	EMPLOYEE HEALTH INSURANCE	60,920	5,076	0	5,076	55,844 8%
101	51500	212	EMPLOYER MEDICARE	5,190	264	0	264	4,926 5%
101	51500	299	OTHER FRINGE BENEFITS	400	213	0	213	187 53%
101	51500	307	COMMUNICATION	200	0	200	200	0 100%
101	51500	312	CONTRACTS - PRIVATE AGENCIES	0	31	339	370	-370 0%
101	51500	317	DATA PROCESSING SERVICES	12,000	0	6,100	6,100	5,900 51%
101	51500	320	DUES AND MEMBERSHIPS	700	0	0	0	700 0%
101	51500	332	LEGAL NOTICES, RECORDING COURT	13,000	0	7,000	7,000	6,000 54%
101	51500	334	MAINTENANCE AGREEMENTS	20,000	7,045	11,985	19,030	970 95%
101	51500	348	POSTAL CHARGES	8,000	0	7,000	7,000	1,000 88%
101	51500	349	PRINTING, STATIONERY AND FORMS	14,000	0	6,000	6,000	8,000 43%
101	51500	351	RENTALS	5,000	0	1,850	1,850	3,150 37%
101	51500	355	TRAVEL	8,000	0	0	0	8,000 0%
101	51500	356	TUITION/REGISTRATION FEES	3,000	0	0	0	3,000 0%
101	51500	399	OTHER CONTRACTED SERVICES	11,000	0	0	0	11,000 0%
101	51500	411	DATA PROCESSING SUPPLIES	10,000	0	3,500	3,500	6,500 35%
101	51500	414	DUPLICATING SUPPLIES	1,000	0	0	0	1,000 0%
101	51500	435	OFFICE SUPPLIES	7,000	0	1,741	1,741	5,259 25%
101	51500	437	PERIODICALS	0	0	200	200	-200 0%
101	51500	506	INSURANCE-LIABILITY	10,000	9,284	0	9,284	716 93%
101	51500	599	OTHER CHARGES	5,000	0	0	0	5,000 0%
101	51500	---	ELECTION COMMISSION	606,140	44,509	45,915	90,424	515,716 15%
51600			REGISTER OF DEEDS					
101	51600	101	COUNTY OFFICIAL/ADMINISTRATIVE	93,270	7,772	0	7,772	85,498 8%
101	51600	106	DEPUTY(IES)	251,940	19,168	0	19,168	232,772 8%
101	51600	121	DATA PROCESSING PERSONNEL	17,340	0	0	0	17,340 0%
101	51600	169	PART-TIME PERSONNEL	14,400	1,014	0	1,014	13,386 7%

Fnd	Acct	Obj	Obj	2019-20	YTD	OPEN	POs	YTD USED	REMAINING	% BUDGE
				BUDGET	SPEND				BUDGET	USED
101			GENERAL FUND							
51600			REGISTER OF DEEDS							
101	51600	201	SOCIAL SECURITY	23,380	1,608	0		1,608	21,772	7%
101	51600	204	PENSIONS	36,850	2,589	0		2,589	34,261	7%
101	51600	205	EMPLOYEE HEALTH INSURANCE	99,090	7,664	0		7,664	91,427	8%
101	51600	212	EMPLOYER MEDICARE	5,470	376	0		376	5,094	7%
101	51600	307	COMMUNICATION	300	0	0		0	300	0%
101	51600	312	CONTRACTS - PRIVATE AGENCIES	0	18	482		500	-500	0%
101	51600	320	DUES AND MEMBERSHIPS	1,000	756	0		756	244	76%
101	51600	334	MAINTENANCE AGREEMENTS	21,550	17,407	1,079		18,486	3,064	86%
101	51600	348	POSTAL CHARGES	1,500	0	1,500		1,500	0	100%
101	51600	351	RENTALS	2,700	266	1,734		2,000	700	74%
101	51600	355	TRAVEL	3,000	109	0		109	2,891	4%
101	51600	356	TUITION/REGISTRATION FEES	450	0	0		0	450	0%
101	51600	411	DATA PROCESSING SUPPLIES	7,000	0	316		316	6,684	5%
101	51600	414	DUPLICATING SUPPLIES	1,000	0	0		0	1,000	0%
101	51600	435	OFFICE SUPPLIES	10,000	0	0		0	10,000	0%
101	51600	437	PERIODICALS	200	0	200		200	0	100%
101	51600	599	OTHER CHARGES	500	0	0		0	500	0%
101	51600	799	OTHER CAPITAL OUTLAY	12,000	0	9,425		9,425	2,575	79%
101	51600	---	REGISTER OF DEEDS	602,940	58,747	14,736		73,483	529,458	12%
51720			PLANNING							
101	51720	103	ASSISTANT(S)	82,000	3,783	0		3,783	78,217	5%
101	51720	105	SUPERVISOR/DIRECTOR	63,440	4,832	0		4,832	58,608	8%
101	51720	191	BOARD AND COMMITTEE MEMBERS FE	4,000	180	0		180	3,820	5%
101	51720	201	SOCIAL SECURITY	9,270	535	0		535	8,735	6%
101	51720	204	PENSIONS	14,980	828	0		828	14,152	6%
101	51720	205	EMPLOYEE HEALTH INSURANCE	18,960	0	0		0	18,960	0%
101	51720	212	EMPLOYER MEDICARE	2,170	125	0		125	2,045	6%
101	51720	320	DUES AND MEMBERSHIPS	800	0	0		0	800	0%
101	51720	332	LEGAL NOTICES, RECORDING COURT	1,500	0	1,500		1,500	0	100%
101	51720	334	MAINTENANCE AGREEMENTS	9,750	0	9,750		9,750	0	100%
101	51720	355	TRAVEL	1,000	0	0		0	1,000	0%
101	51720	356	TUITION/REGISTRATION FEES	700	0	0		0	700	0%
101	51720	709	DATA PROCESSING EQUIPMENT	9,000	0	0		0	9,000	0%
101	51720	---	PLANNING	217,570	10,283	11,250		21,533	196,037	10%
51750			CODES COMPLIANCE							
101	51750	103	ASSISTANT(S)	32,360	2,408	0		2,408	29,952	7%
101	51750	105	SUPERVISOR/DIRECTOR	59,180	4,508	0		4,508	54,672	8%
101	51750	189	OTHER SALARIES & WAGES	87,600	9,139	0		9,139	78,461	10%
101	51750	201	SOCIAL SECURITY	11,110	924	0		924	10,186	8%
101	51750	204	PENSIONS	18,220	1,311	0		1,311	16,909	7%
101	51750	205	EMPLOYEE HEALTH INSURANCE	54,050	6,084	0		6,084	47,966	11%
101	51750	212	EMPLOYER MEDICARE	2,600	216	0		216	2,384	8%
101	51750	307	COMMUNICATION	5,500	0	4,500		4,500	1,000	82%
101	51750	312	CONTRACTS - PRIVATE AGENCIES	0	32	268		300	-300	0%
101	51750	320	DUES AND MEMBERSHIPS	600	460	0		460	140	77%
101	51750	334	MAINTENANCE AGREEMENTS	10,220	206	8,121		8,326	1,894	81%
101	51750	338	MAINTENANCE AND REPAIR VEHICLE	1,000	0	0		0	1,000	0%
101	51750	348	POSTAL CHARGES	1,300	0	0		0	1,300	0%

Fnd	Acct	Obj	Obj	2019-20	YTD	OPEN	Pos	YTD USED	REMAINING	% BUDGE
				BUDGET	SPEND				BUDGET	USED
101				GENERAL FUND						
51750				CODES COMPLIANCE						
101	51750	351	RENTALS	7,500	535	4,465		5,000	2,500	67%
101	51750	355	TRAVEL	1,000	432	0		432	568	43%
101	51750	356	TUITION/REGISTRATION FEES	1,500	200	0		200	1,300	13%
101	51750	411	DATA PROCESSING SUPPLIES	7,500	0	0		0	7,500	0%
101	51750	414	DUPLICATING SUPPLIES	600	580	0		580	20	97%
101	51750	425	GASOLINE	6,000	0	6,000		6,000	0	100%
101	51750	435	OFFICE SUPPLIES	7,000	0	780		780	6,220	11%
101	51750	437	PERIODICALS	500	0	0		0	500	0%
101	51750	451	UNIFORMS	800	0	0		0	800	0%
101	51750	453	VEHICLE PARTS	0	130	0		130	-130	0%
101	51750	471	SOFTWARE	7,500	0	0		0	7,500	0%
101	51750	511	INSURANCE-VEHICLE/EQUIP	1,290	1,406	0		1,406	-116	109%
101	51750	599	OTHER CHARGES	1,000	0	0		0	1,000	0%
101	51750	709	DATA PROCESSING EQUIPMENT	0	4,598	0		4,598	-4,598	0%
101	51750	718	MOTOR VEHICLES	30,500	0	0		0	30,500	0%
101	51750	---	CODES COMPLIANCE	356,430	33,169	24,134		57,302	299,128	16%
51800				COUNTY BUILDINGS						
101	51800	334	MAINTENANCE AGREEMENTS	60,200	14,076	30,808		44,885	15,315	75%
101	51800	335	MAINTENANCE AND REPAIR BLDG	38,000	0	29,040		29,040	8,960	76%
101	51800	347	PEST CONTROL	2,600	2,115	0		2,115	485	81%
101	51800	351	RENTALS	7,000	0	5,000		5,000	2,000	71%
101	51800	361	PERMITS	300	0	0		0	300	0%
101	51800	410	CUSTODIAL SUPPLIES	22,000	435	702		1,137	20,863	5%
101	51800	412	DIESEL FUEL	400	0	0		0	400	0%
101	51800	415	ELECTRICITY	190,000	0	0		0	190,000	0%
101	51800	418	EQUIPMENT AND MACHINERY PARTS	0	0	116		116	-116	0%
101	51800	434	NATURAL GAS	30,000	0	0		0	30,000	0%
101	51800	454	WATER AND SEWER	12,500	41	0		41	12,459	0%
101	51800	499	OTHER SUPPLIES AND MATERIALS	3,000	0	712		712	2,288	24%
101	51800	502	INSURANCE-BLDG AND CONTENTS	46,000	49,530	0		49,530	-3,530	108%
101	51800	599	OTHER CHARGES	1,000	0	0		0	1,000	0%
101	51800	---	COUNTY BUILDINGS	413,000	66,197	66,378		132,576	280,424	32%
51900				OTHER GENERAL ADMINISTRATION						
101	51900	166	CUSTODIAL PERSONNEL	55,060	4,193	0		4,193	50,867	8%
101	51900	169	PART-TIME PERSONNEL	15,600	1,096	0		1,096	14,504	7%
101	51900	189	OTHER SALARIES & WAGES	135,170	6,723	0		6,723	128,447	5%
101	51900	201	SOCIAL SECURITY	12,770	642	0		642	12,128	5%
101	51900	204	PENSIONS	20,290	1,049	0		1,049	19,241	5%
101	51900	205	EMPLOYEE HEALTH INSURANCE	47,300	3,933	0		3,933	43,367	8%
101	51900	212	EMPLOYER MEDICARE	2,990	166	0		166	2,824	6%
101	51900	299	OTHER FRINGE BENEFITS	0	300	0		300	-300	0%
101	51900	305	AUDIT SERVICES	57,500	0	0		0	57,500	0%
101	51900	307	COMMUNICATION	60,800	718	3,732		4,450	56,350	7%
101	51900	308	CONSULTANTS	38,000	0	0		0	38,000	0%
101	51900	312	CONTRACTS - PRIVATE AGENCIES	0	128	1,532		1,660	-1,660	0%
101	51900	332	LEGAL NOTICES, RECORDING COURT	7,500	0	3,000		3,000	4,500	40%
101	51900	334	MAINTENANCE AGREEMENTS	24,700	1,756	0		1,756	22,944	7%
101	51900	349	PRINTING, STATIONERY AND FORMS	3,000	0	0		0	3,000	0%

Fnd	Acct	Obj	Obj	2019-20 BUDGET	YTD SPEND	OPEN POs	YTD USED	REMAINING BUDGET	% BUDGE USED
101			GENERAL FUND						
51900			OTHER GENERAL ADMINISTRATION						
101	51900	351	RENTALS	1,080	0	1,080	1,080	0	100%
101	51900	355	TRAVEL	5,000	0	0	0	5,000	0%
101	51900	356	TUITION/REGISTRATION FEES	2,000	0	0	0	2,000	0%
101	51900	359	DISPOSAL FEES	600	0	0	0	600	0%
101	51900	399	OTHER CONTRACTED SERVICES	0	0	5,000	5,000	-5,000	0%
101	51900	435	OFFICE SUPPLIES	1,400	0	0	0	1,400	0%
101	51900	499	OTHER SUPPLIES AND MATERIALS	1,900	0	143	143	1,758	8%
101	51900	506	INSURANCE-LIABILITY	65,900	66,859	0	66,859	-959	101%
101	51900	510	TRUSTEE'S COMMISSION	550,000	8,877	0	8,877	541,123	2%
101	51900	511	INSURANCE-VEHICLE/EQUIP	1,260	413	0	413	847	33%
101	51900	513	WORKMAN'S COMPENSATION INSURAN	265,000	256,105	0	256,105	8,895	97%
101	51900	540	TAX RELIEF PROGRAM	400,000	0	0	0	400,000	0%
101	51900	599	OTHER CHARGES	2,000	0	0	0	2,000	0%
101	51900	---	OTHER GENERAL ADMINISTRATION	1,776,820	352,958	14,487	367,445	1,409,376	21%
51910			PRESERVATION OF RECORDS						
101	51910	103	ASSISTANT(S)	30,000	2,125	0	2,125	27,875	7%
101	51910	105	SUPERVISOR/DIRECTOR	64,000	4,797	0	4,797	59,203	7%
101	51910	169	PART-TIME PERSONNEL	3,000	0	0	0	3,000	0%
101	51910	201	SOCIAL SECURITY	6,020	410	0	410	5,610	7%
101	51910	204	PENSIONS	9,040	665	0	665	8,375	7%
101	51910	205	EMPLOYEE HEALTH INSURANCE	20,000	1,580	0	1,580	18,421	8%
101	51910	212	EMPLOYER MEDICARE	1,410	96	0	96	1,314	7%
101	51910	304	ARCHITECTS	0	0	10,000	10,000	-10,000	0%
101	51910	307	COMMUNICATION	0	117	928	1,045	-1,045	0%
101	51910	316	CONTRIBUTIONS	15,000	7,500	0	7,500	7,500	50%
101	51910	334	MAINTENANCE AGREEMENTS	3,600	165	2,700	2,865	735	80%
101	51910	347	PEST CONTROL	400	361	0	361	39	90%
101	51910	348	POSTAL CHARGES	200	0	0	0	200	0%
101	51910	350	INTERNET CONNECTIVITY	1,000	0	0	0	1,000	0%
101	51910	355	TRAVEL	500	0	0	0	500	0%
101	51910	399	OTHER CONTRACTED SERVICES	4,000	0	600	600	3,400	15%
101	51910	410	CUSTODIAL SUPPLIES	500	0	0	0	500	0%
101	51910	415	ELECTRICITY	13,000	0	0	0	13,000	0%
101	51910	434	NATURAL GAS	750	0	0	0	750	0%
101	51910	435	OFFICE SUPPLIES	2,000	0	0	0	2,000	0%
101	51910	454	WATER AND SEWER	750	0	0	0	750	0%
101	51910	499	OTHER SUPPLIES AND MATERIALS	8,100	0	0	0	8,100	0%
101	51910	502	INSURANCE-BLDG AND CONTENTS	1,100	1,107	0	1,107	-7	101%
101	51910	590	TRANSFERS TO OTHER FUNDS	49,000	0	0	0	49,000	0%
101	51910	599	OTHER CHARGES	1,000	0	0	0	1,000	0%
101	51910	707	BUILDING IMPROVEMENTS	110,000	0	0	0	110,000	0%
101	51910	---	PRESERVATION OF RECORDS	344,370	18,923	14,228	33,151	311,220	10%
52100			ACCOUNTS AND BUDGETS						
101	52100	105	SUPERVISOR/DIRECTOR	93,270	7,060	0	7,060	86,210	8%
101	52100	119	ACCOUNTANTS/BOOKKEEPERS	207,060	13,085	0	13,085	193,975	6%
101	52100	169	PART-TIME PERSONNEL	16,000	0	0	0	16,000	0%
101	52100	201	SOCIAL SECURITY	19,460	1,208	0	1,208	18,252	6%
101	52100	204	PENSIONS	20,790	1,720	0	1,720	19,070	8%

Fnd	Acct	Obj	Obj	2019-20	YTD	OPEN	Pos	YTD USED	REMAINING	% BUDGE
				BUDGET	SPEND				BUDGET	USED
101				GENERAL FUND						
52100				ACCOUNTS AND BUDGETS						
101	52100	205	EMPLOYEE HEALTH INSURANCE	41,000	3,339	0		3,339	37,661	8%
101	52100	212	EMPLOYER MEDICARE	4,560	283	0		283	4,277	6%
101	52100	301	ACCOUNTING SERVICES	25,000	0	0		0	25,000	0%
101	52100	307	COMMUNICATION	1,500	0	0		0	1,500	0%
101	52100	317	DATA PROCESSING SERVICES	29,000	20,229	0		20,229	8,771	70%
101	52100	334	MAINTENANCE AGREEMENTS	5,000	243	3,197		3,440	1,560	69%
101	52100	348	POSTAL CHARGES	2,500	0	0		0	2,500	0%
101	52100	355	TRAVEL	500	183	0		183	317	37%
101	52100	356	TUITION/REGISTRATION FEES	2,000	440	0		440	1,560	22%
101	52100	411	DATA PROCESSING SUPPLIES	5,000	0	0		0	5,000	0%
101	52100	414	DUPLICATING SUPPLIES	1,000	0	87		87	913	9%
101	52100	435	OFFICE SUPPLIES	2,500	625	193		818	1,682	33%
101	52100	599	OTHER CHARGES	1,000	0	0		0	1,000	0%
101	52100	---	ACCOUNTS AND BUDGETS	477,140	48,415	3,477		51,892	425,248	11%
52200				PURCHASING						
101	52200	105	SUPERVISOR/DIRECTOR	64,650	4,923	0		4,923	59,727	8%
101	52200	122	PURCHASING PERSONNEL	76,090	5,793	0		5,793	70,297	8%
101	52200	201	SOCIAL SECURITY	8,730	630	0		630	8,100	7%
101	52200	204	PENSIONS	13,530	1,030	0		1,030	12,500	8%
101	52200	205	EMPLOYEE HEALTH INSURANCE	33,210	2,768	0		2,768	30,443	8%
101	52200	212	EMPLOYER MEDICARE	2,050	147	0		147	1,903	7%
101	52200	307	COMMUNICATION	1,400	43	1,157		1,200	200	86%
101	52200	332	LEGAL NOTICES, RECORDING COURT	3,500	0	3,500		3,500	0	100%
101	52200	334	MAINTENANCE AGREEMENTS	500	14	661		675	-175	135%
101	52200	348	POSTAL CHARGES	400	0	0		0	400	0%
101	52200	355	TRAVEL	500	0	0		0	500	0%
101	52200	414	DUPLICATING SUPPLIES	400	87	12		99	301	25%
101	52200	435	OFFICE SUPPLIES	1,500	0	147		147	1,353	10%
101	52200	599	OTHER CHARGES	500	0	0		0	500	0%
101	52200	---	PURCHASING	206,960	15,435	5,477		20,912	186,049	10%
52300				PROPERTY ASSESSOR'S OFFICE						
101	52300	101	COUNTY OFFICIAL/ADMINISTRATIVE	93,270	7,772	0		7,772	85,498	8%
101	52300	106	DEPUTY(IES)	78,970	5,181	0		5,181	73,789	7%
101	52300	189	OTHER SALARIES & WAGES	37,980	2,883	0		2,883	35,097	8%
101	52300	201	SOCIAL SECURITY	13,040	949	0		949	12,091	7%
101	52300	204	PENSIONS	20,210	1,522	0		1,522	18,688	8%
101	52300	205	EMPLOYEE HEALTH INSURANCE	32,940	2,745	0		2,745	30,195	8%
101	52300	212	EMPLOYER MEDICARE	3,050	222	0		222	2,828	7%
101	52300	307	COMMUNICATION	1,000	0	0		0	1,000	0%
101	52300	312	CONTRACTS - PRIVATE AGENCIES	0	41	659		700	-700	0%
101	52300	317	DATA PROCESSING SERVICES	35,000	0	960		960	34,040	3%
101	52300	320	DUES AND MEMBERSHIPS	3,800	2,185	925		3,110	690	82%
101	52300	332	LEGAL NOTICES, RECORDING COURT	400	0	400		400	0	100%
101	52300	334	MAINTENANCE AGREEMENTS	5,610	332	4,903		5,235	375	93%
101	52300	338	MAINTENANCE AND REPAIR VEHICLE	500	0	0		0	500	0%
101	52300	348	POSTAL CHARGES	1,000	0	0		0	1,000	0%
101	52300	351	RENTALS	900	0	1,152		1,152	-252	128%
101	52300	355	TRAVEL	2,000	376	0		376	1,624	19%

Fnd	Acct	Obj	Obj	2019-20	YTD	OPEN	Pos	YTD USED	REMAINING	% BUDGE
				BUDGET	SPEND				BUDGET	USED
101				GENERAL FUND						
52300				PROPERTY ASSESSOR'S OFFICE						
101	52300	356	TUITION/REGISTRATION FEES	500	550	0		550	-50	110%
101	52300	411	DATA PROCESSING SUPPLIES	1,000	0	0		0	1,000	0%
101	52300	414	DUPLICATING SUPPLIES	500	0	0		0	500	0%
101	52300	425	GASOLINE	3,000	0	5,000		5,000	-2,000	167%
101	52300	435	OFFICE SUPPLIES	2,500	0	0		0	2,500	0%
101	52300	437	PERIODICALS	500	0	783		783	-283	157%
101	52300	599	OTHER CHARGES	1,000	150	0		150	850	15%
101	52300	---	PROPERTY ASSESSOR'S OFFICE	338,670	24,908	14,782		39,690	298,980	12%
52310				REAPPRAISAL PROGRAM						
101	52310	106	DEPUTY(IES)	269,320	18,432	0		18,432	250,888	7%
101	52310	189	OTHER SALARIES & WAGES	69,770	5,313	0		5,313	64,457	8%
101	52310	201	SOCIAL SECURITY	21,030	1,407	0		1,407	19,623	7%
101	52310	204	PENSIONS	32,590	2,282	0		2,282	30,308	7%
101	52310	205	EMPLOYEE HEALTH INSURANCE	89,200	8,258	0		8,258	80,943	9%
101	52310	212	EMPLOYER MEDICARE	4,920	329	0		329	4,591	7%
101	52310	299	OTHER FRINGE BENEFITS	1,200	393	0		393	807	33%
101	52310	301	ACCOUNTING SERVICES	40,000	6,800	33,200		40,000	0	100%
101	52310	317	DATA PROCESSING SERVICES	12,500	0	200		200	12,300	2%
101	52310	334	MAINTENANCE AGREEMENTS	800	28	573		601	200	75%
101	52310	338	MAINTENANCE AND REPAIR VEHICLE	1,000	166	0		166	834	17%
101	52310	348	POSTAL CHARGES	5,000	0	0		0	5,000	0%
101	52310	355	TRAVEL	1,000	0	0		0	1,000	0%
101	52310	411	DATA PROCESSING SUPPLIES	7,000	2,128	0		2,128	4,872	30%
101	52310	414	DUPLICATING SUPPLIES	1,000	0	0		0	1,000	0%
101	52310	425	GASOLINE	5,000	0	10,000		10,000	-5,000	200%
101	52310	435	OFFICE SUPPLIES	6,500	0	825		825	5,675	13%
101	52310	511	INSURANCE-VEHICLE/EQUIP	2,560	2,654	0		2,654	-94	104%
101	52310	---	REAPPRAISAL PROGRAM	570,390	48,190	44,798		92,988	477,404	16%
52400				COUNTY TRUSTEE'S OFFICE						
101	52400	101	COUNTY OFFICIAL/ADMINISTRATIVE	93,270	7,772	0		7,772	85,498	8%
101	52400	106	DEPUTY(IES)	171,980	12,546	0		12,546	159,434	7%
101	52400	140	SALARY SUPPLEMENTS	3,500	0	0		0	3,500	0%
101	52400	168	TEMPORARY PERSONNEL	50,000	1,562	0		1,562	48,438	3%
101	52400	201	SOCIAL SECURITY	19,770	1,253	0		1,253	18,517	6%
101	52400	204	PENSIONS	25,830	1,953	0		1,953	23,877	8%
101	52400	205	EMPLOYEE HEALTH INSURANCE	60,920	5,076	0		5,076	55,844	8%
101	52400	212	EMPLOYER MEDICARE	4,630	298	0		298	4,332	6%
101	52400	301	ACCOUNTING SERVICES	4,000	0	0		0	4,000	0%
101	52400	307	COMMUNICATION	2,300	12	288		300	2,000	13%
101	52400	312	CONTRACTS - PRIVATE AGENCIES	0	44	706		750	-750	0%
101	52400	317	DATA PROCESSING SERVICES	34,400	0	28,000		28,000	6,400	81%
101	52400	320	DUES AND MEMBERSHIPS	1,500	756	0		756	744	50%
101	52400	332	LEGAL NOTICES, RECORDING COURT	4,500	0	2,000		2,000	2,500	44%
101	52400	334	MAINTENANCE AGREEMENTS	26,906	26,138	0		26,138	769	97%
101	52400	348	POSTAL CHARGES	5,000	0	100		100	4,900	2%
101	52400	351	RENTALS	32,425	4,367	28,993		33,360	-935	103%
101	52400	355	TRAVEL	4,500	0	0		0	4,500	0%
101	52400	359	DISPOSAL FEES	360	0	0		0	360	0%

Fnd	Acct	Obj	Obj	2019-20	YTD	OPEN	Pos	YTD USED	REMAINING	% BUDGE
				BUDGET	SPEND				BUDGET	USED
101				GENERAL FUND						
52400				COUNTY TRUSTEE'S OFFICE						
101	52400	411	DATA PROCESSING SUPPLIES	1,000	0	0		0	1,000	0%
101	52400	414	DUPLICATING SUPPLIES	1,000	232	0		232	768	23%
101	52400	415	ELECTRICITY	2,000	0	0		0	2,000	0%
101	52400	434	NATURAL GAS	800	20	0		20	780	3%
101	52400	435	OFFICE SUPPLIES	10,000	491	0		491	9,509	5%
101	52400	499	OTHER SUPPLIES AND MATERIALS	40	39	0		39	1	98%
101	52400	599	OTHER CHARGES	1,960	0	0		0	1,960	0%
101	52400	---	COUNTY TRUSTEE'S OFFICE	562,591	62,559	60,087		122,646	439,946	22%
52500				COUNTY CLERK'S OFFICE						
101	52500	101	COUNTY OFFICIAL/ADMINISTRATIVE	93,270	7,772	0		7,772	85,498	8%
101	52500	106	DEPUTY(IES)	530,090	37,806	0		37,806	492,284	7%
101	52500	201	SOCIAL SECURITY	38,650	2,610	0		2,610	36,040	7%
101	52500	204	PENSIONS	59,910	4,380	0		4,380	55,530	7%
101	52500	205	EMPLOYEE HEALTH INSURANCE	196,300	17,343	0		17,343	178,957	9%
101	52500	212	EMPLOYER MEDICARE	9,040	610	0		610	8,430	7%
101	52500	307	COMMUNICATION	2,600	190	1,883		2,074	526	80%
101	52500	312	CONTRACTS - PRIVATE AGENCIES	0	62	879		940	-940	0%
101	52500	320	DUES AND MEMBERSHIPS	1,000	756	0		756	244	76%
101	52500	334	MAINTENANCE AGREEMENTS	33,000	30,807	1,286		32,092	908	97%
101	52500	348	POSTAL CHARGES	27,500	0	0		0	27,500	0%
101	52500	349	PRINTING, STATIONERY AND FORMS	500	0	0		0	500	0%
101	52500	351	RENTALS	33,450	4,403	30,498		34,901	-1,451	104%
101	52500	355	TRAVEL	2,000	135	0		135	1,865	7%
101	52500	411	DATA PROCESSING SUPPLIES	5,000	0	0		0	5,000	0%
101	52500	414	DUPLICATING SUPPLIES	3,000	0	101		101	2,899	3%
101	52500	415	ELECTRICITY	2,000	0	0		0	2,000	0%
101	52500	434	NATURAL GAS	800	20	0		20	780	3%
101	52500	435	OFFICE SUPPLIES	5,000	0	572		572	4,428	11%
101	52500	499	OTHER SUPPLIES AND MATERIALS	500	0	0		0	500	0%
101	52500	599	OTHER CHARGES	1,000	0	0		0	1,000	0%
101	52500	---	COUNTY CLERK'S OFFICE	1,044,610	106,894	35,219		142,112	902,498	14%
53100				CIRCUIT COURT						
101	53100	101	COUNTY OFFICIAL/ADMINISTRATIVE	102,600	8,549	0		8,549	94,051	8%
101	53100	106	DEPUTY(IES)	1,192,100	89,569	0		89,569	1,102,531	8%
101	53100	169	PART-TIME PERSONNEL	17,600	1,155	0		1,155	16,445	7%
101	53100	187	OVERTIME PAY	9,000	24	0		24	8,976	0%
101	53100	201	SOCIAL SECURITY	81,930	5,762	0		5,762	76,168	7%
101	53100	204	PENSIONS	125,290	8,508	0		8,508	116,782	7%
101	53100	205	EMPLOYEE HEALTH INSURANCE	430,280	38,421	0		38,421	391,859	9%
101	53100	212	EMPLOYER MEDICARE	19,160	1,347	0		1,347	17,813	7%
101	53100	299	OTHER FRINGE BENEFITS	300	141	0		141	159	47%
101	53100	307	COMMUNICATION	3,500	0	200		200	3,300	6%
101	53100	312	CONTRACTS - PRIVATE AGENCIES	0	44	506		550	-550	0%
101	53100	320	DUES AND MEMBERSHIPS	1,200	756	0		756	444	63%
101	53100	334	MAINTENANCE AGREEMENTS	71,500	54,924	6,032		60,956	10,544	85%
101	53100	348	POSTAL CHARGES	20,000	0	20,000		20,000	0	100%
101	53100	349	PRINTING, STATIONERY AND FORMS	7,500	0	125		125	7,375	2%
101	53100	351	RENTALS	7,200	691	6,379		7,070	130	98%

Fnd	Acct	Obj	Obj	2019-20	YTD	OPEN	POs	YTD USED	REMAINING	% BUDGE
				BUDGET	SPEND				BUDGET	USED
101			GENERAL FUND							
53100			CIRCUIT COURT							
101	53100	355	TRAVEL	3,000	103	0		103	2,897	3%
101	53100	356	TUITION/REGISTRATION FEES	120	180	0		180	-60	150%
101	53100	411	DATA PROCESSING SUPPLIES	15,000	0	316		316	14,684	2%
101	53100	414	DUPLICATING SUPPLIES	5,000	0	0		0	5,000	0%
101	53100	435	OFFICE SUPPLIES	15,000	230	54		284	14,716	2%
101	53100	437	PERIODICALS	1,500	0	900		900	600	60%
101	53100	599	OTHER CHARGES	1,500	0	0		0	1,500	0%
101	53100	---	CIRCUIT COURT	2,130,280	210,404	34,512		244,916	1,885,364	11%
53310			GENERAL SESSIONS JUDGE							
101	53310	102	JUDGE(S)	512,600	42,717	0		42,717	469,883	8%
101	53310	162	CLERICAL PERSONNEL	38,370	0	0		0	38,370	0%
101	53310	169	PART-TIME PERSONNEL	10,000	0	0		0	10,000	0%
101	53310	201	SOCIAL SECURITY	34,790	2,599	0		2,599	32,191	7%
101	53310	204	PENSIONS	52,890	4,105	0		4,105	48,785	8%
101	53310	205	EMPLOYEE HEALTH INSURANCE	52,000	3,911	0		3,911	48,090	8%
101	53310	212	EMPLOYER MEDICARE	8,140	608	0		608	7,532	7%
101	53310	299	OTHER FRINGE BENEFITS	230	0	0		0	230	0%
101	53310	307	COMMUNICATION	300	0	0		0	300	0%
101	53310	320	DUES AND MEMBERSHIPS	4,000	0	0		0	4,000	0%
101	53310	333	LICENSES	1,000	0	0		0	1,000	0%
101	53310	337	MAINTENANCE AND REPAIR OFF EQP	1,000	0	0		0	1,000	0%
101	53310	355	TRAVEL	10,000	147	0		147	9,853	1%
101	53310	356	TUITION/REGISTRATION FEES	350	0	0		0	350	0%
101	53310	414	DUPLICATING SUPPLIES	100	0	0		0	100	0%
101	53310	435	OFFICE SUPPLIES	1,500	0	0		0	1,500	0%
101	53310	437	PERIODICALS	2,000	0	800		800	1,200	40%
101	53310	499	OTHER SUPPLIES AND MATERIALS	1,000	0	0		0	1,000	0%
101	53310	536	HAZARDOUS WASTE CLEANUP	10,000	0	7,750		7,750	2,250	78%
101	53310	---	GENERAL SESSIONS JUDGE	740,270	54,087	8,550		62,637	677,634	8%
53330			DRUG COURT							
101	53330	312	CONTRACTS - PRIVATE AGENCIES	15,000	0	0		0	15,000	0%
101	53330	---	DRUG COURT	15,000	0	0		0	15,000	0%
53400			CHANCERY COURT							
101	53400	101	COUNTY OFFICIAL/ADMINISTRATIVE	102,600	8,549	0		8,549	94,051	8%
101	53400	106	DEPUTY(IES)	366,120	26,940	0		26,940	339,180	7%
101	53400	169	PART-TIME PERSONNEL	1,500	1,040	0		1,040	460	69%
101	53400	201	SOCIAL SECURITY	29,220	2,166	0		2,166	27,054	7%
101	53400	204	PENSIONS	45,050	3,411	0		3,411	41,639	8%
101	53400	205	EMPLOYEE HEALTH INSURANCE	120,210	9,603	0		9,603	110,607	8%
101	53400	212	EMPLOYER MEDICARE	6,840	506	0		506	6,334	7%
101	53400	299	OTHER FRINGE BENEFITS	200	0	0		0	200	0%
101	53400	307	COMMUNICATION	1,000	0	0		0	1,000	0%
101	53400	312	CONTRACTS - PRIVATE AGENCIES	0	23	677		700	-700	0%
101	53400	320	DUES AND MEMBERSHIPS	1,500	756	0		756	744	50%
101	53400	332	LEGAL NOTICES, RECORDING COURT	40,000	0	0		0	40,000	0%

Fnd	Acct	Obj	Obj	2019-20	YTD	OPEN	POs	YTD USED	REMAINING	% BUDGE
				BUDGET	SPEND				BUDGET	USED
101				GENERAL FUND						
53400				CHANCERY COURT						
101	53400	333	LICENSES	1,000	170	0		170	830	17%
101	53400	334	MAINTENANCE AGREEMENTS	55,000	15,785	35,097		50,883	4,118	93%
101	53400	337	MAINTENANCE AND REPAIR OFF EQP	100	0	0		0	100	0%
101	53400	348	POSTAL CHARGES	5,000	0	0		0	5,000	0%
101	53400	351	RENTALS	6,000	393	5,107		5,500	500	92%
101	53400	355	TRAVEL	2,000	0	0		0	2,000	0%
101	53400	356	TUITION/REGISTRATION FEES	1,000	0	0		0	1,000	0%
101	53400	411	DATA PROCESSING SUPPLIES	2,000	0	0		0	2,000	0%
101	53400	414	DUPLICATING SUPPLIES	1,000	0	0		0	1,000	0%
101	53400	435	OFFICE SUPPLIES	10,000	0	1,197		1,197	8,803	12%
101	53400	437	PERIODICALS	3,000	0	3,000		3,000	0	100%
101	53400	599	OTHER CHARGES	750	0	0		0	750	0%
101	53400	---	CHANCERY COURT	801,090	69,342	45,078		114,421	686,670	14%
53600				DISTRICT ATTORNEY GENERAL						
101	53600	309	CONTRACTS - GOVT AGENCIES	70,000	11,647	0		11,647	58,353	17%
101	53600	---	DISTRICT ATTORNEY GENERAL	70,000	11,647	0		11,647	58,353	17%
53900				OTHER ADMIN OF JUSTICE						
101	53900	169	PART-TIME PERSONNEL	30,600	2,073	0		2,073	28,528	7%
101	53900	194	JURY AND WITNESS EXPENSE	34,500	397	0		397	34,103	1%
101	53900	199	OTHER PER DIEM & FEES	10,000	1,047	0		1,047	8,953	10%
101	53900	201	SOCIAL SECURITY	1,900	113	0		113	1,787	6%
101	53900	205	EMPLOYEE HEALTH INSURANCE	0	1,580	0		1,580	-1,580	0%
101	53900	212	EMPLOYER MEDICARE	450	26	0		26	424	6%
101	53900	322	EVALUATION AND TESTING	10,000	0	0		0	10,000	0%
101	53900	332	LEGAL NOTICES, RECORDING COURT	125,000	-148	1,500		1,352	123,648	1%
101	53900	349	PRINTING, STATIONERY AND FORMS	600	0	0		0	600	0%
101	53900	435	OFFICE SUPPLIES	500	0	0		0	500	0%
101	53900	499	OTHER SUPPLIES AND MATERIALS	500	9	492		500	0	100%
101	53900	599	OTHER CHARGES	400	0	0		0	400	0%
101	53900	---	OTHER ADMIN OF JUSTICE	214,450	5,097	1,992		7,088	207,363	3%
53920				COURTROOM SECURITY						
101	53920	106	DEPUTY(IES)	412,520	27,669	0		27,669	384,851	7%
101	53920	115	SERGEANT(S)	51,500	3,768	0		3,768	47,732	7%
101	53920	201	SOCIAL SECURITY	28,960	1,861	0		1,861	27,099	6%
101	53920	204	PENSIONS	44,890	2,782	0		2,782	42,108	6%
101	53920	205	EMPLOYEE HEALTH INSURANCE	141,320	11,934	0		11,934	129,386	8%
101	53920	212	EMPLOYER MEDICARE	6,780	435	0		435	6,345	6%
101	53920	299	OTHER FRINGE BENEFITS	0	300	0		300	-300	0%
101	53920	---	COURTROOM SECURITY	685,970	48,749	0		48,749	637,221	7%

Fnd	Acct	Obj	Obj	2019-20	YTD		REMAINING % BUDGE		
				BUDGET	SPEND	OPEN POS	YTD USED	BUDGET	USED
101			GENERAL FUND						
53930			VICTIM ASSISTANCE PROGRAMS						
101	53930	316	CONTRIBUTIONS	113,000	0	0	0	113,000	0%
101	53930	---	VICTIM ASSISTANCE PROGRAMS	113,000	0	0	0	113,000	0%
54110			SHERIFF'S DEPARTMENT						
101	54110	101	COUNTY OFFICIAL/ADMINISTRATIVE	123,870	10,345	0	10,345	113,525	8%
101	54110	106	DEPUTY(IES)	2,894,400	192,325	0	192,325	2,702,075	7%
101	54110	110	LIEUTENANT(S)	1,032,080	60,005	0	60,005	972,075	6%
101	54110	115	SERGEANT(S)	341,370	25,883	0	25,883	315,487	8%
101	54110	140	SALARY SUPPLEMENTS	75,000	0	0	0	75,000	0%
101	54110	169	PART-TIME PERSONNEL	30,000	0	0	0	30,000	0%
101	54110	189	OTHER SALARIES & WAGES	745,350	54,045	0	54,045	691,305	7%
101	54110	201	SOCIAL SECURITY	326,040	19,866	0	19,866	306,174	6%
101	54110	204	PENSIONS	500,880	32,680	0	32,680	468,200	7%
101	54110	205	EMPLOYEE HEALTH INSURANCE	1,438,400	120,407	0	120,407	1,317,994	8%
101	54110	212	EMPLOYER MEDICARE	76,260	4,646	0	4,646	71,614	6%
101	54110	299	OTHER FRINGE BENEFITS	3,500	1,893	0	1,893	1,607	54%
101	54110	307	COMMUNICATION	135,000	0	50,200	50,200	84,800	37%
101	54110	309	CONTRACTS - GOVT AGENCIES	1,000	0	55,000	55,000	-54,000	5,500%
101	54110	312	CONTRACTS - PRIVATE AGENCIES	0	53	1,047	1,100	-1,100	0%
101	54110	317	DATA PROCESSING SERVICES	1,800	493	0	493	1,308	27%
101	54110	320	DUES AND MEMBERSHIPS	5,400	600	0	600	4,800	11%
101	54110	322	EVALUATION AND TESTING	0	0	4,000	4,000	-4,000	0%
101	54110	327	FREIGHT EXPENSES	0	0	750	750	-750	0%
101	54110	332	LEGAL NOTICES, RECORDING COURT	1,000	0	0	0	1,000	0%
101	54110	333	LICENSES	800	0	0	0	800	0%
101	54110	334	MAINTENANCE AGREEMENTS	121,800	38,844	83,326	122,170	-370	100%
101	54110	336	MAINTENANCE AND REPAIR EQUIP	5,000	0	350	350	4,650	7%
101	54110	338	MAINTENANCE AND REPAIR VEHICLE	20,000	0	1	1	19,999	0%
101	54110	340	MEDICAL AND DENTAL SERVICES	5,000	0	1,500	1,500	3,500	30%
101	54110	348	POSTAL CHARGES	5,000	0	0	0	5,000	0%
101	54110	349	PRINTING, STATIONERY AND FORMS	7,000	0	0	0	7,000	0%
101	54110	351	RENTALS	46,700	6,600	35,915	42,515	4,185	91%
101	54110	355	TRAVEL	15,000	660	0	660	14,340	4%
101	54110	356	TUITION/REGISTRATION FEES	30,000	2,855	0	2,855	27,145	10%
101	54110	357	VETERINARY SERVICES	6,000	0	3,000	3,000	3,000	50%
101	54110	399	OTHER CONTRACTED SERVICES	20,000	670	4,365	5,035	14,965	25%
101	54110	401	ANIMAL FOOD AND SUPPLIES	4,000	0	3,000	3,000	1,000	75%
101	54110	411	DATA PROCESSING SUPPLIES	30,000	3,170	1,798	4,968	25,032	17%
101	54110	414	DUPLICATING SUPPLIES	1,500	0	0	0	1,500	0%
101	54110	422	FOOD SUPPLIES	1,000	0	0	0	1,000	0%
101	54110	424	GARAGE SUPPLIES	12,000	3,620	1,097	4,717	7,283	39%
101	54110	425	GASOLINE	235,000	0	100,200	100,200	134,800	43%
101	54110	429	INSTRUCTIONAL SUPPLIES & MATER	2,000	0	0	0	2,000	0%
101	54110	431	LAW ENFORCEMENT SUPPLIES	80,000	4,257	2,230	6,487	73,514	8%
101	54110	433	LUBRICANTS	8,000	89	0	89	7,911	1%
101	54110	435	OFFICE SUPPLIES	5,000	0	0	0	5,000	0%
101	54110	437	PERIODICALS	4,400	0	2,600	2,600	1,800	59%
101	54110	450	TIRES AND TUBES	25,000	0	2,595	2,595	22,405	10%
101	54110	451	UNIFORMS	98,500	0	10,000	10,000	88,500	10%
101	54110	453	VEHICLE PARTS	51,000	1,674	7,954	9,628	41,372	19%
101	54110	471	SOFTWARE	0	360	0	360	-360	0%
101	54110	499	OTHER SUPPLIES AND MATERIALS	8,000	0	1,543	1,543	6,457	19%

Fnd	Acct	Obj	Obj	2019-20 BUDGET	YTD SPEND	OPEN POs	YTD USED	REMAINING BUDGET	% BUDGE USED
101			GENERAL FUND						
54110			SHERIFF'S DEPARTMENT						
101	54110	502	INSURANCE-BLDG AND CONTENTS	2,000	0	0	0	2,000	0%
101	54110	506	INSURANCE-LIABILITY	96,000	94,455	0	94,455	1,545	98%
101	54110	511	INSURANCE-VEHICLE/EQUIP	65,000	59,240	0	59,240	5,760	91%
101	54110	599	OTHER CHARGES	8,000	0	0	0	8,000	0%
101	54110	718	MOTOR VEHICLES	430,400	0	0	0	430,400	0%
101	54110	---	SHERIFF'S DEPARTMENT	9,180,450	739,735	372,471	1,112,206	8,068,247	12%
54210			JAIL						
101	54210	106	DEPUTY(IES)	2,638,050	154,590	0	154,590	2,483,460	6%
101	54210	110	LIEUTENANT(S)	507,100	28,971	0	28,971	478,129	6%
101	54210	115	SERGEANT(S)	260,000	14,532	0	14,532	245,468	6%
101	54210	169	PART-TIME PERSONNEL	55,700	3,676	0	3,676	52,024	7%
101	54210	189	OTHER SALARIES & WAGES	616,140	48,354	0	48,354	567,786	8%
101	54210	201	SOCIAL SECURITY	252,780	14,540	0	14,540	238,240	6%
101	54210	204	PENSIONS	386,450	21,757	0	21,757	364,693	6%
101	54210	205	EMPLOYEE HEALTH INSURANCE	1,128,230	91,103	0	91,103	1,037,128	8%
101	54210	212	EMPLOYER MEDICARE	59,120	3,415	0	3,415	55,705	6%
101	54210	299	OTHER FRINGE BENEFITS	3,000	1,428	0	1,428	1,572	48%
101	54210	307	COMMUNICATION	8,500	493	3,630	4,123	4,377	49%
101	54210	312	CONTRACTS - PRIVATE AGENCIES	1,648,000	269,155	135,708	404,863	1,243,137	25%
101	54210	320	DUES AND MEMBERSHIPS	500	0	0	0	500	0%
101	54210	327	FREIGHT EXPENSES	0	0	500	500	-500	0%
101	54210	334	MAINTENANCE AGREEMENTS	236,800	49,678	187,782	237,460	-660	100%
101	54210	335	MAINTENANCE AND REPAIR BLDG	52,000	0	4,200	4,200	47,800	8%
101	54210	336	MAINTENANCE AND REPAIR EQUIP	9,200	438	10,967	11,405	-2,205	124%
101	54210	340	MEDICAL AND DENTAL SERVICES	12,000	0	2,500	2,500	9,500	21%
101	54210	347	PEST CONTROL	7,000	5,500	0	5,500	1,500	79%
101	54210	348	POSTAL CHARGES	500	268	0	268	232	54%
101	54210	349	PRINTING, STATIONERY AND FORMS	4,000	0	0	0	4,000	0%
101	54210	351	RENTALS	15,800	0	11,993	11,993	3,807	76%
101	54210	354	TRANSPORTATION - NON-STUDENT	7,000	0	0	0	7,000	0%
101	54210	355	TRAVEL	8,000	2,488	0	2,488	5,512	31%
101	54210	356	TUITION/REGISTRATION FEES	5,000	500	0	500	4,500	10%
101	54210	359	DISPOSAL FEES	10,100	0	0	0	10,100	0%
101	54210	399	OTHER CONTRACTED SERVICES	4,500	0	540	540	3,960	12%
101	54210	410	CUSTODIAL SUPPLIES	75,000	192	2,755	2,947	72,053	4%
101	54210	411	DATA PROCESSING SUPPLIES	42,300	0	0	0	42,300	0%
101	54210	412	DIESEL FUEL	500	0	0	0	500	0%
101	54210	414	DUPLICATING SUPPLIES	5,600	0	0	0	5,600	0%
101	54210	415	ELECTRICITY	325,000	0	0	0	325,000	0%
101	54210	421	FOOD PREPARATION SUPPLIES	15,000	5,653	4,000	9,653	5,347	64%
101	54210	422	FOOD SUPPLIES	710,000	0	225,000	225,000	485,000	32%
101	54210	431	LAW ENFORCEMENT SUPPLIES	14,500	0	98	98	14,403	1%
101	54210	434	NATURAL GAS	70,000	0	0	0	70,000	0%
101	54210	435	OFFICE SUPPLIES	13,500	0	78	78	13,422	1%
101	54210	441	PRISONERS CLOTHING	31,000	0	0	0	31,000	0%
101	54210	451	UNIFORMS	30,000	0	5,081	5,081	24,919	17%
101	54210	454	WATER AND SEWER	150,000	0	0	0	150,000	0%
101	54210	468	CHEMICALS	2,400	518	0	518	1,882	22%
101	54210	499	OTHER SUPPLIES AND MATERIALS	42,500	515	8,804	9,319	33,181	22%
101	54210	502	INSURANCE-BLDG AND CONTENTS	54,000	54,037	0	54,037	-37	100%
101	54210	599	OTHER CHARGES	8,500	0	0	0	8,500	0%

Fnd	Acct	Obj	Obj	2019-20	YTD	OPEN	Pos	YTD USED	REMAINING	% BUDGE
				BUDGET	SPEND				BUDGET	USED
101				GENERAL FUND						
54210				JAIL						
101	54210	---	JAIL	9,525,270	771,801	603,636		1,375,437	8,149,835	14%
54240				JUVENILE SERVICES						
101	54240	105	SUPERVISOR/DIRECTOR	53,280	4,028	0		4,028	49,252	8%
101	54240	112	YOUTH SERVICE OFFICER(S)	116,120	6,835	0		6,835	109,285	6%
101	54240	133	PARAPROFESSIONALS	49,640	3,755	0		3,755	45,885	8%
101	54240	201	SOCIAL SECURITY	13,590	879	0		879	12,711	6%
101	54240	204	PENSIONS	21,050	1,405	0		1,405	19,645	7%
101	54240	205	EMPLOYEE HEALTH INSURANCE	42,500	1,782	0		1,782	40,718	4%
101	54240	212	EMPLOYER MEDICARE	3,180	206	0		206	2,974	6%
101	54240	299	OTHER FRINGE BENEFITS	200	0	0		0	200	0%
101	54240	307	COMMUNICATION	2,000	0	500		500	1,500	25%
101	54240	309	CONTRACTS - GOVT AGENCIES	4,500	0	0		0	4,500	0%
101	54240	310	CONTRACTS - OTHER PUBLIC AGENC	168,000	0	0		0	168,000	0%
101	54240	312	CONTRACTS - PRIVATE AGENCIES	0	4	146		150	-150	0%
101	54240	317	DATA PROCESSING SERVICES	3,750	0	3,750		3,750	0	100%
101	54240	320	DUES AND MEMBERSHIPS	900	40	0		40	860	4%
101	54240	334	MAINTENANCE AGREEMENTS	1,900	165	1,577		1,742	158	92%
101	54240	348	POSTAL CHARGES	3,000	0	0		0	3,000	0%
101	54240	351	RENTALS	1,300	156	468		624	676	48%
101	54240	355	TRAVEL	6,000	432	0		432	5,568	7%
101	54240	356	TUITION/REGISTRATION FEES	0	150	0		150	-150	0%
101	54240	413	DRUGS AND MEDICAL SUPPLIES	0	0	1,000		1,000	-1,000	0%
101	54240	414	DUPLICATING SUPPLIES	350	0	0		0	350	0%
101	54240	425	GASOLINE	900	0	500		500	400	56%
101	54240	435	OFFICE SUPPLIES	8,500	69	115		184	8,316	2%
101	54240	437	PERIODICALS	200	0	0		0	200	0%
101	54240	499	OTHER SUPPLIES AND MATERIALS	200	0	0		0	200	0%
101	54240	599	OTHER CHARGES	300	0	0		0	300	0%
101	54240	---	JUVENILE SERVICES	501,360	19,906	8,056		27,962	473,398	6%
54250				WORK RELEASE PROGRAM						
101	54250	191	BOARD AND COMMITTEE MEMBERS FE	10,800	0	0		0	10,800	0%
101	54250	201	SOCIAL SECURITY	710	0	0		0	710	0%
101	54250	204	PENSIONS	300	0	0		0	300	0%
101	54250	212	EMPLOYER MEDICARE	160	0	0		0	160	0%
101	54250	---	WORK RELEASE PROGRAM	11,970	0	0		0	11,970	0%
54310				FIRE PREVENTION AND CONTROL						
101	54310	316	CONTRIBUTIONS	971,000	268,500	0		268,500	702,500	28%
101	54310	599	OTHER CHARGES	21,000	0	0		0	21,000	0%
101	54310	---	FIRE PREVENTION AND CONTROL	992,000	268,500	0		268,500	723,500	27%

Fnd	Acct	Obj	Obj	2019-20	YTD	OPEN	Pos	YTD USED	REMAINING	% BUDGE
				BUDGET	SPEND				BUDGET	USED
101				GENERAL FUND						
54410				CIVIL DEFENSE - E.M.A.						
101	54410	105	SUPERVISOR/DIRECTOR	0	3,577	0		3,577	-3,577	0%
101	54410	189	OTHER SALARIES & WAGES	112,550	1,538	0		1,538	111,012	1%
101	54410	201	SOCIAL SECURITY	6,980	303	0		303	6,677	4%
101	54410	204	PENSIONS	10,820	492	0		492	10,328	5%
101	54410	205	EMPLOYEE HEALTH INSURANCE	37,950	1,580	0		1,580	36,371	4%
101	54410	212	EMPLOYER MEDICARE	1,640	71	0		71	1,569	4%
101	54410	307	COMMUNICATION	8,450	362	1,588		1,950	6,500	23%
101	54410	320	DUES AND MEMBERSHIPS	300	0	0		0	300	0%
101	54410	333	LICENSES	150	0	0		0	150	0%
101	54410	334	MAINTENANCE AGREEMENTS	1,500	0	1,000		1,000	500	67%
101	54410	337	MAINTENANCE AND REPAIR OFF EQP	1,010	0	0		0	1,010	0%
101	54410	338	MAINTENANCE AND REPAIR VEHICLE	500	0	0		0	500	0%
101	54410	348	POSTAL CHARGES	100	0	0		0	100	0%
101	54410	349	PRINTING, STATIONERY AND FORMS	1,000	0	0		0	1,000	0%
101	54410	350	INTERNET CONNECTIVITY	2,600	195	2,385		2,580	20	99%
101	54410	351	RENTALS	13,800	1,150	12,650		13,800	0	100%
101	54410	355	TRAVEL	2,000	0	0		0	2,000	0%
101	54410	356	TUITION/REGISTRATION FEES	1,800	0	0		0	1,800	0%
101	54410	410	CUSTODIAL SUPPLIES	300	0	0		0	300	0%
101	54410	411	DATA PROCESSING SUPPLIES	3,000	0	0		0	3,000	0%
101	54410	412	DIESEL FUEL	500	0	0		0	500	0%
101	54410	425	GASOLINE	5,000	0	4,500		4,500	500	90%
101	54410	435	OFFICE SUPPLIES	800	0	300		300	500	38%
101	54410	446	SMALL TOOLS	14,000	0	0		0	14,000	0%
101	54410	450	TIRES AND TUBES	1,000	0	0		0	1,000	0%
101	54410	451	UNIFORMS	1,500	0	87		87	1,413	6%
101	54410	453	VEHICLE PARTS	1,000	0	0		0	1,000	0%
101	54410	499	OTHER SUPPLIES AND MATERIALS	0	77	0		77	-77	0%
101	54410	502	INSURANCE-BLDG AND CONTENTS	300	120	0		120	180	40%
101	54410	506	INSURANCE-LIABILITY	200	0	0		0	200	0%
101	54410	511	INSURANCE-VEHICLE/EQUIP	500	0	0		0	500	0%
101	54410	---	CIVIL DEFENSE - E.M.A.	231,250	9,465	22,510		31,975	199,276	14%
54420				RESCUE SQUAD & LIFE SAVING CRE						
101	54420	316	CONTRIBUTIONS	84,300	42,150	0		42,150	42,150	50%
101	54420	---	RESCUE SQUAD & LIFE SAVING CRE	84,300	42,150	0		42,150	42,150	50%
54490				OTHER EMERGENCY MANAGEMENT						
101	54490	316	CONTRIBUTIONS	128,000	209	30,200		30,409	97,591	24%
101	54490	---	OTHER EMERGENCY MANAGEMENT	128,000	209	30,200		30,409	97,591	24%
54610				COUNTY CORONER/MEDICAL EXAMINE						
101	54610	599	OTHER CHARGES	70,300	0	0		0	70,300	0%
101	54610	---	COUNTY CORONER/MEDICAL EXAMINE	70,300	0	0		0	70,300	0%

Fnd	Acct	Obj	Obj	2019-20	YTD	OPEN	Pos	YTD USED	REMAINING	% BUDGE
				BUDGET	SPEND				BUDGET	USED
101			GENERAL FUND							
54900			OTHER PUBLIC SAFETY							
101	54900	105	SUPERVISOR/DIRECTOR	6,450	501	0		501	5,949	8%
101	54900	201	SOCIAL SECURITY	410	31	0		31	379	8%
101	54900	204	PENSIONS	630	48	0		48	582	8%
101	54900	212	EMPLOYER MEDICARE	100	7	0		7	93	7%
101	54900	309	CONTRACTS - GOVT AGENCIES	9,600	0	0		0	9,600	0%
101	54900	316	CONTRIBUTIONS	900,000	150,000	0		150,000	750,000	17%
101	54900	336	MAINTENANCE AND REPAIR EQUIP	0	0	800		800	-800	0%
101	54900	---	OTHER PUBLIC SAFETY	917,190	150,587	800		151,387	765,803	17%
55110			LOCAL HEALTH CENTER							
101	55110	131	MEDICAL PERSONNEL	212,950	16,473	0		16,473	196,477	8%
101	55110	162	CLERICAL PERSONNEL	356,620	27,351	0		27,351	329,270	8%
101	55110	166	CUSTODIAL PERSONNEL	21,610	1,646	0		1,646	19,965	8%
101	55110	169	PART-TIME PERSONNEL	32,800	1,838	0		1,838	30,962	6%
101	55110	189	OTHER SALARIES & WAGES	621,810	27,859	0		27,859	593,951	4%
101	55110	201	SOCIAL SECURITY	77,250	4,402	0		4,402	72,848	6%
101	55110	204	PENSIONS	108,250	5,412	0		5,412	102,838	5%
101	55110	205	EMPLOYEE HEALTH INSURANCE	336,680	27,383	0		27,383	309,298	8%
101	55110	212	EMPLOYER MEDICARE	18,080	1,029	0		1,029	17,051	6%
101	55110	299	OTHER FRINGE BENEFITS	0	327	0		327	-327	0%
101	55110	307	COMMUNICATION	15,000	0	150		150	14,850	1%
101	55110	309	CONTRACTS - GOVT AGENCIES	17,400	0	0		0	17,400	0%
101	55110	312	CONTRACTS - PRIVATE AGENCIES	0	201	3,800		4,000	-4,000	0%
101	55110	320	DUES AND MEMBERSHIPS	380	0	0		0	380	0%
101	55110	334	MAINTENANCE AGREEMENTS	31,200	1,908	30,928		32,836	-1,636	105%
101	55110	335	MAINTENANCE AND REPAIR BLDG	15,000	2,292	9,739		12,031	2,969	80%
101	55110	336	MAINTENANCE AND REPAIR EQUIP	8,000	0	4,800		4,800	3,200	60%
101	55110	337	MAINTENANCE AND REPAIR OFF EQP	4,000	0	0		0	4,000	0%
101	55110	347	PEST CONTROL	500	182	0		182	318	36%
101	55110	348	POSTAL CHARGES	3,000	0	0		0	3,000	0%
101	55110	349	PRINTING, STATIONERY AND FORMS	2,000	0	0		0	2,000	0%
101	55110	351	RENTALS	15,000	1,464	13,396		14,860	140	99%
101	55110	355	TRAVEL	18,200	0	0		0	18,200	0%
101	55110	356	TUITION/REGISTRATION FEES	200	0	0		0	200	0%
101	55110	399	OTHER CONTRACTED SERVICES	20,000	0	0		0	20,000	0%
101	55110	410	CUSTODIAL SUPPLIES	13,000	505	2,269		2,774	10,226	21%
101	55110	413	DRUGS AND MEDICAL SUPPLIES	80,000	0	15,375		15,375	64,625	19%
101	55110	415	ELECTRICITY	55,000	0	0		0	55,000	0%
101	55110	434	NATURAL GAS	3,500	42	0		42	3,458	1%
101	55110	435	OFFICE SUPPLIES	25,000	0	878		878	24,122	4%
101	55110	454	WATER AND SEWER	9,500	0	0		0	9,500	0%
101	55110	499	OTHER SUPPLIES AND MATERIALS	10,000	1,795	4,650		6,446	3,554	64%
101	55110	502	INSURANCE-BLDG AND CONTENTS	8,500	8,573	0		8,573	-73	101%
101	55110	506	INSURANCE-LIABILITY	9,200	4,423	0		4,423	4,777	48%
101	55110	513	WORKMAN'S COMPENSATION INSURAN	3,200	3,148	0		3,148	52	98%
101	55110	599	OTHER CHARGES	15,000	0	0		0	15,000	0%
101	55110	---	LOCAL HEALTH CENTER	2,167,830	138,253	85,985		224,238	1,943,595	10%

Fnd	Acct	Obj	Obj	2019-20	YTD	OPEN	Pos	YTD	REMAINING	%	BUDGE
				BUDGET	SPEND				USED	BUDGET	USED
101				GENERAL FUND							
55120				RABIES AND ANIMAL CONTROL							
101	55120	316	CONTRIBUTIONS	200,000	50,000	0		50,000	150,000		25%
101	55120	---	RABIES AND ANIMAL CONTROL	200,000	50,000	0		50,000	150,000		25%
55130				AMBULANCE/EMERGENCY MEDICAL SE							
101	55130	316	CONTRIBUTIONS	1,777,400	148,117	0		148,117	1,629,283		8%
101	55130	---	AMBULANCE/EMERGENCY MEDICAL SE	1,777,400	148,117	0		148,117	1,629,283		8%
55170				ALCOHOL AND DRUG PROGRAM							
101	55170	108	INVESTIGATOR(S)	5,000	0	0		0	5,000		0%
101	55170	201	SOCIAL SECURITY	320	0	0		0	320		0%
101	55170	204	PENSIONS	500	0	0		0	500		0%
101	55170	212	EMPLOYER MEDICARE	80	0	0		0	80		0%
101	55170	---	ALCOHOL AND DRUG PROGRAM	5,900	0	0		0	5,900		0%
55310				REGIONAL MENTAL HEALTH CENTER							
101	55310	316	CONTRIBUTIONS	17,000	8,500	0		8,500	8,500		50%
101	55310	---	REGIONAL MENTAL HEALTH CENTER	17,000	8,500	0		8,500	8,500		50%
55510				GENERAL WELFARE ASSISTANCE							
101	55510	316	CONTRIBUTIONS	34,000	34,000	0		34,000	0		100%
101	55510	341	PAUPER BURIALS	25,000	1,800	0		1,800	23,200		7%
101	55510	---	GENERAL WELFARE ASSISTANCE	59,000	35,800	0		35,800	23,200		61%
55520				AID TO DEPENDENT CHILDREN							
101	55520	316	CONTRIBUTIONS	16,000	16,000	0		16,000	0		100%
101	55520	---	AID TO DEPENDENT CHILDREN	16,000	16,000	0		16,000	0		100%
55720				SANITATION EDUCATION/INFORMATI							
101	55720	189	OTHER SALARIES & WAGES	21,580	3,122	0		3,122	18,458		14%
101	55720	201	SOCIAL SECURITY	1,340	176	0		176	1,164		13%
101	55720	204	PENSIONS	2,080	300	0		300	1,780		14%
101	55720	205	EMPLOYEE HEALTH INSURANCE	10,180	1,580	0		1,580	8,601		16%
101	55720	212	EMPLOYER MEDICARE	320	41	0		41	279		13%
101	55720	399	OTHER CONTRACTED SERVICES	28,000	0	0		0	28,000		0%
101	55720	499	OTHER SUPPLIES AND MATERIALS	9,300	0	0		0	9,300		0%
101	55720	---	SANITATION EDUCATION/INFORMATI	72,800	5,219	0		5,219	67,582		7%

Fnd	Acct	Obj	Obj	2019-20	YTD	OPEN	POs	YTD USED	REMAINING	% BUDGE
				BUDGET	SPEND				BUDGET	USED
101				GENERAL FUND						
56100				ADULT ACTIVITIES						
101	56100	316	CONTRIBUTIONS	119,980	59,989	0		59,989	59,992	50%
101	56100	---	ADULT ACTIVITIES	119,980	59,989	0		59,989	59,992	50%
56500				LIBRARIES						
101	56500	103	ASSISTANT(S)	70,860	5,200	0		5,200	65,660	7%
101	56500	105	SUPERVISOR/DIRECTOR	57,280	4,221	0		4,221	53,059	7%
101	56500	106	DEPUTY(IES)	144,100	11,024	0		11,024	133,076	8%
101	56500	166	CUSTODIAL PERSONNEL	15,200	1,131	0		1,131	14,069	7%
101	56500	169	PART-TIME PERSONNEL	113,425	7,765	0		7,765	105,660	7%
101	56500	201	SOCIAL SECURITY	24,860	1,759	0		1,759	23,101	7%
101	56500	204	PENSIONS	27,630	1,965	0		1,965	25,665	7%
101	56500	205	EMPLOYEE HEALTH INSURANCE	77,600	5,738	0		5,738	71,863	7%
101	56500	212	EMPLOYER MEDICARE	5,820	411	0		411	5,409	7%
101	56500	307	COMMUNICATION	3,900	76	3,068		3,144	756	81%
101	56500	312	CONTRACTS - PRIVATE AGENCIES	14,700	455	14,015		14,470	230	98%
101	56500	316	CONTRIBUTIONS	128,500	0	0		0	128,500	0%
101	56500	317	DATA PROCESSING SERVICES	1,500	0	1,404		1,404	96	94%
101	56500	334	MAINTENANCE AGREEMENTS	16,225	1,345	16,102		17,447	-1,222	108%
101	56500	335	MAINTENANCE AND REPAIR BLDG	6,000	100	4,600		4,700	1,300	78%
101	56500	347	PEST CONTROL	700	100	600		700	0	100%
101	56500	348	POSTAL CHARGES	500	500	0		500	0	100%
101	56500	351	RENTALS	2,500	207	2,277		2,484	16	99%
101	56500	355	TRAVEL	400	0	0		0	400	0%
101	56500	356	TUITION/REGISTRATION FEES	100	0	0		0	100	0%
101	56500	399	OTHER CONTRACTED SERVICES	0	0	800		800	-800	0%
101	56500	410	CUSTODIAL SUPPLIES	2,800	395	30		425	2,375	15%
101	56500	411	DATA PROCESSING SUPPLIES	4,100	0	1,200		1,200	2,900	29%
101	56500	415	ELECTRICITY	18,000	802	0		802	17,198	4%
101	56500	432	LIBRARY BOOKS	52,100	27	49,120		49,147	2,953	94%
101	56500	434	NATURAL GAS	1,300	57	0		57	1,243	4%
101	56500	435	OFFICE SUPPLIES	4,500	0	0		0	4,500	0%
101	56500	437	PERIODICALS	4,200	348	3,295		3,643	557	87%
101	56500	454	WATER AND SEWER	2,000	0	0		0	2,000	0%
101	56500	471	SOFTWARE	0	0	80		80	-80	0%
101	56500	499	OTHER SUPPLIES AND MATERIALS	5,000	0	665		665	4,335	13%
101	56500	502	INSURANCE-BLDG AND CONTENTS	2,300	2,319	0		2,319	-19	101%
101	56500	506	INSURANCE-LIABILITY	2,000	2,619	0		2,619	-619	131%
101	56500	513	WORKMAN'S COMPENSATION INSURAN	800	0	0		0	800	0%
101	56500	599	OTHER CHARGES	500	0	0		0	500	0%
101	56500	709	DATA PROCESSING EQUIPMENT	15,300	0	0		0	15,300	0%
101	56500	---	LIBRARIES	826,700	48,564	97,256		145,820	680,881	18%
56510				LIBRARIES(OTHER)						
101	56510	316	CONTRIBUTIONS	0	39,250	0		39,250	-39,250	0%
101	56510	---	LIBRARIES(OTHER)	0	39,250	0		39,250	-39,250	0%

Fnd	Acct	Obj	Obj	2019-20 BUDGET	YTD SPEND	OPEN POs	YTD USED	REMAINING BUDGET	% BUDGE USED
101			GENERAL FUND						
56900			OTHER SOCIAL, CULTURAL & RECRE						
101	56900	316	CONTRIBUTIONS	102,000	27,000	0	27,000	75,000	26%
101	56900	---	OTHER SOCIAL, CULTURAL & RECRE	102,000	27,000	0	27,000	75,000	26%
57100			AGRICULTURAL EXTENSION SERVICE						
101	57100	162	CLERICAL PERSONNEL	22,890	1,743	0	1,743	21,147	8%
101	57100	201	SOCIAL SECURITY	1,420	86	0	86	1,334	6%
101	57100	204	PENSIONS	2,200	168	0	168	2,032	8%
101	57100	205	EMPLOYEE HEALTH INSURANCE	18,960	1,580	0	1,580	17,381	8%
101	57100	212	EMPLOYER MEDICARE	340	20	0	20	320	6%
101	57100	307	COMMUNICATION	5,100	347	2,763	3,110	1,990	61%
101	57100	309	CONTRACTS - GOVT AGENCIES	291,816	0	0	0	291,816	0%
101	57100	320	DUES AND MEMBERSHIPS	600	0	0	0	600	0%
101	57100	334	MAINTENANCE AGREEMENTS	2,700	1,180	260	1,440	1,260	53%
101	57100	335	MAINTENANCE AND REPAIR BLDG	2,000	0	0	0	2,000	0%
101	57100	347	PEST CONTROL	600	550	0	550	50	92%
101	57100	351	RENTALS	5,500	195	3,897	4,092	1,408	74%
101	57100	355	TRAVEL	10,000	0	0	0	10,000	0%
101	57100	356	TUITION/REGISTRATION FEES	400	0	0	0	400	0%
101	57100	410	CUSTODIAL SUPPLIES	600	0	0	0	600	0%
101	57100	411	DATA PROCESSING SUPPLIES	4,000	0	0	0	4,000	0%
101	57100	415	ELECTRICITY	3,600	0	0	0	3,600	0%
101	57100	434	NATURAL GAS	1,100	0	0	0	1,100	0%
101	57100	435	OFFICE SUPPLIES	2,500	0	0	0	2,500	0%
101	57100	454	WATER AND SEWER	600	0	0	0	600	0%
101	57100	499	OTHER SUPPLIES AND MATERIALS	3,000	0	0	0	3,000	0%
101	57100	502	INSURANCE-BLDG AND CONTENTS	500	470	0	470	30	94%
101	57100	513	WORKMAN'S COMPENSATION INSURAN	800	0	0	0	800	0%
101	57100	599	OTHER CHARGES	2,500	0	0	0	2,500	0%
101	57100	---	AGRICULTURAL EXTENSION SERVICE	383,726	6,339	6,920	13,259	370,468	3%
57300			FOREST SERVICE						
101	57300	326	FOREST RESOURCE SERVICE	1,500	1,500	0	1,500	0	100%
101	57300	---	FOREST SERVICE	1,500	1,500	0	1,500	0	100%
57500			SOIL CONSERVATION						
101	57500	189	OTHER SALARIES & WAGES	61,170	6,967	0	6,967	54,203	11%
101	57500	201	SOCIAL SECURITY	3,800	397	0	397	3,403	10%
101	57500	204	PENSIONS	5,880	448	0	448	5,432	8%
101	57500	205	EMPLOYEE HEALTH INSURANCE	19,980	2,925	0	2,925	17,055	15%
101	57500	212	EMPLOYER MEDICARE	890	93	0	93	797	10%
101	57500	316	CONTRIBUTIONS	19,350	9,675	0	9,675	9,675	50%
101	57500	---	SOIL CONSERVATION	111,070	20,505	0	20,505	90,565	18%

Fnd	Acct	Obj	Obj	2019-20 BUDGET	YTD SPEND	OPEN POs	YTD USED	REMAINING BUDGET	% BUDGE USED
101			GENERAL FUND						
57800			STORM WATER MANAGEMENT						
101	57800	308	CONSULTANTS	34,000	0	31,000	31,000	3,000	91%
101	57800	333	LICENSES	3,500	0	0	0	3,500	0%
101	57800	---	STORM WATER MANAGEMENT	37,500	0	31,000	31,000	6,500	83%
57900			OTHER AGRICULTURE & NATURAL RE						
101	57900	599	OTHER CHARGES	2,500	0	0	0	2,500	0%
101	57900	---	OTHER AGRICULTURE & NATURAL RE	2,500	0	0	0	2,500	0%
58110			TOURISM						
101	58110	316	CONTRIBUTIONS	7,000	7,000	0	7,000	0	100%
101	58110	---	TOURISM	7,000	7,000	0	7,000	0	100%
58190			OTHER ECOMOMIC AND COMMUNITY D						
101	58190	309	CONTRACTS - GOVT AGENCIES	475,000	0	0	0	475,000	0%
101	58190	316	CONTRIBUTIONS	182,850	69,375	0	69,375	113,476	38%
101	58190	399	OTHER CONTRACTED SERVICES	25,000	0	0	0	25,000	0%
101	58190	599	OTHER CHARGES	23,000	0	0	0	23,000	0%
101	58190	---	OTHER ECOMOMIC AND COMMUNITY D	705,850	69,375	0	69,375	636,476	10%
58220			AIRPORT						
101	58220	310	CONTRACTS - OTHER PUBLIC AGENC	559,493	0	0	0	559,493	0%
101	58220	316	CONTRIBUTIONS	17,600	4,125	0	4,125	13,475	23%
101	58220	---	AIRPORT	577,093	4,125	0	4,125	572,968	1%
58300			VETERANS' SERVICES						
101	58300	302	ADVERTISING	400	0	0	0	400	0%
101	58300	307	COMMUNICATION	700	43	725	768	-68	110%
101	58300	320	DUES AND MEMBERSHIPS	500	0	0	0	500	0%
101	58300	348	POSTAL CHARGES	300	0	0	0	300	0%
101	58300	355	TRAVEL	2,000	0	0	0	2,000	0%
101	58300	399	OTHER CONTRACTED SERVICES	45,500	3,792	0	3,792	41,708	8%
101	58300	435	OFFICE SUPPLIES	1,500	452	0	452	1,048	30%
101	58300	599	OTHER CHARGES	10,000	449	0	449	9,551	4%
101	58300	708	COMMUNICATION EQUIPMENT	0	0	1,930	1,930	-1,930	0%
101	58300	---	VETERANS' SERVICES	60,900	4,736	2,655	7,391	53,509	12%
58500			CONTRIBUTIONS TO OTHER AGENCIE						
101	58500	316	CONTRIBUTIONS	61,510	8,075	0	8,075	53,435	13%
101	58500	---	CONTRIBUTIONS TO OTHER AGENCIE	61,510	8,075	0	8,075	53,435	13%

Fnd	Acct	Obj	Obj	2019-20	YTD		REMAINING % BUDGE		
				BUDGET	SPEND	OPEN POs	YTD USED	BUDGET	USED
101				GENERAL FUND					
58600				EMPLOYEE BENEFITS					
101	58600	189		34,000	0	0	0	34,000	0%
101	58600	202		5,000	0	0	0	5,000	0%
101	58600	206		25,000	0	0	0	25,000	0%
101	58600	299		15,000	0	0	0	15,000	0%
101	58600	---		79,000	0	0	0	79,000	0%
101	-----	---		42,074,880	4,056,731	1,722,213	5,778,943	36,295,964	14%
				=====	=====	=====	=====	=====	=====

Fnd	Acct	Obj	Obj	2019-20	YTD	OPEN	POs	YTD USED	REMAINING	% BUDGE
				BUDGET	SPEND				BUDGET	USED
116										
55710										
116	55710	510	TRUSTEE'S COMMISSION	0	190	0		190	-190	0%
116	55710	---	SANITATION MANAGEMENT	0	190	0		190	-190	0%
55732										
116	55732	105	SUPERVISOR/DIRECTOR	54,370	4,142	0		4,142	50,228	8%
116	55732	141	FOREMEN	38,150	2,906	0		2,906	35,244	8%
116	55732	147	TRUCK DRIVERS	109,360	7,648	0		7,648	101,712	7%
116	55732	164	ATTENDANTS	210,170	18,199	0		18,199	191,971	9%
116	55732	169	PART-TIME PERSONNEL	81,000	3,981	0		3,981	77,019	5%
116	55732	201	SOCIAL SECURITY	30,570	2,139	0		2,139	28,431	7%
116	55732	204	PENSIONS	39,600	2,856	0		2,856	36,744	7%
116	55732	205	EMPLOYEE HEALTH INSURANCE	195,380	13,896	0		13,896	181,484	7%
116	55732	206	LIFE INSURANCE	500	0	0		0	500	0%
116	55732	212	EMPLOYER MEDICARE	7,150	500	0		500	6,650	7%
116	55732	307	COMMUNICATION	3,280	295	2,255		2,550	730	78%
116	55732	312	CONTRACTS - PRIVATE AGENCIES	0	13	187		200	-200	0%
116	55732	320	DUES AND MEMBERSHIPS	100	100	0		100	0	100%
116	55732	330	OPERATING LEASE PAYMENTS	21,800	0	0		0	21,800	0%
116	55732	335	MAINTENANCE AND REPAIR BLDG	4,500	0	0		0	4,500	0%
116	55732	336	MAINTENANCE AND REPAIR EQUIP	36,000	1,315	14,695		16,009	19,991	44%
116	55732	338	MAINTENANCE AND REPAIR VEHICLE	36,000	0	7,500		7,500	28,500	21%
116	55732	350	INTERNET CONNECTIVITY	3,270	215	0		215	3,055	7%
116	55732	351	RENTALS	6,200	5,133	16,867		22,000	-15,800	355%
116	55732	353	TOWING SERVICES	750	0	150		150	600	20%
116	55732	355	TRAVEL	1,000	0	0		0	1,000	0%
116	55732	359	DISPOSAL FEES	325,000	100	800		900	324,100	0%
116	55732	399	OTHER CONTRACTED SERVICES	500	0	600		600	-100	120%
116	55732	410	CUSTODIAL SUPPLIES	800	0	0		0	800	0%
116	55732	412	DIESEL FUEL	55,000	0	31,500		31,500	23,500	57%
116	55732	415	ELECTRICITY	12,000	324	0		324	11,676	3%
116	55732	418	EQUIPMENT AND MACHINERY PARTS	4,000	876	1,427		2,303	1,697	58%
116	55732	425	GASOLINE	10,000	0	5,500		5,500	4,500	55%
116	55732	429	INSTRUCTIONAL SUPPLIES & MATER	1,000	0	0		0	1,000	0%
116	55732	433	LUBRICANTS	2,000	0	0		0	2,000	0%
116	55732	435	OFFICE SUPPLIES	500	0	0		0	500	0%
116	55732	442	PROPANE GAS	800	78	222		300	500	38%
116	55732	450	TIRES AND TUBES	20,000	2,438	4,062		6,500	13,500	33%
116	55732	453	VEHICLE PARTS	4,000	0	4,200		4,200	-200	105%
116	55732	454	WATER AND SEWER	1,700	40	200		240	1,460	14%
116	55732	499	OTHER SUPPLIES AND MATERIALS	6,200	3,608	1,107		4,715	1,485	76%
116	55732	502	INSURANCE-BLDG AND CONTENTS	270	222	0		222	48	82%
116	55732	506	INSURANCE-LIABILITY	3,000	3,461	0		3,461	-461	115%
116	55732	510	TRUSTEE'S COMMISSION	17,000	0	0		0	17,000	0%
116	55732	511	INSURANCE-VEHICLE/EQUIP	5,000	5,166	0		5,166	-166	103%
116	55732	513	WORKMAN'S COMPENSATION INSURAN	16,000	16,301	0		16,301	-301	102%
116	55732	590	TRANSFERS TO OTHER FUNDS	32,000	0	0		0	32,000	0%
116	55732	599	OTHER CHARGES	3,250	0	0		0	3,250	0%
116	55732	733	SOLID WASTE EQUIPMENT	32,000	0	6,419		6,419	25,581	20%
116	55732	---	CONVENIENCE CENTERS	1,431,170	95,952	97,691		193,642	1,237,528	14%

Fnd	Acct	Obj	Obj	2019-20	YTD		REMAINING % BUDGE		
				BUDGET	SPEND	OPEN POs	YTD USED	BUDGET	USED
116				SOLID WASTE/SANITATION					
55759				OTHER WASTE DISPOSAL					
116	55759	141	FOREMEN	40,700	3,099	0	3,099	37,601	8%
116	55759	164	ATTENDANTS	22,590	1,727	0	1,727	20,863	8%
116	55759	169	PART-TIME PERSONNEL	20,000	926	0	926	19,074	5%
116	55759	201	SOCIAL SECURITY	5,170	339	0	339	4,831	7%
116	55759	204	PENSIONS	6,090	464	0	464	5,626	8%
116	55759	205	EMPLOYEE HEALTH INSURANCE	14,260	1,188	0	1,188	13,072	8%
116	55759	210	UNEMPLOYMENT COMPENSATION	200	0	0	0	200	0%
116	55759	212	EMPLOYER MEDICARE	1,210	79	0	79	1,131	7%
116	55759	307	COMMUNICATION	1,800	0	1,100	1,100	700	61%
116	55759	312	CONTRACTS - PRIVATE AGENCIES	70,000	0	55,000	55,000	15,000	79%
116	55759	335	MAINTENANCE AND REPAIR BLDG	400	0	0	0	400	0%
116	55759	336	MAINTENANCE AND REPAIR EQUIP	500	252	248	500	0	100%
116	55759	355	TRAVEL	600	0	0	0	600	0%
116	55759	356	TUITION/REGISTRATION FEES	375	0	0	0	375	0%
116	55759	361	PERMITS	300	175	75	250	50	83%
116	55759	415	ELECTRICITY	1,200	42	0	42	1,158	4%
116	55759	435	OFFICE SUPPLIES	1,000	0	0	0	1,000	0%
116	55759	454	WATER AND SEWER	350	14	0	14	336	4%
116	55759	499	OTHER SUPPLIES AND MATERIALS	500	0	219	219	281	44%
116	55759	513	WORKMAN'S COMPENSATION INSURAN	5,500	0	0	0	5,500	0%
116	55759	---	OTHER WASTE DISPOSAL	192,745	8,305	56,642	64,947	127,798	34%
116	-----	---	SOLID WASTE/SANITATION	1,623,915	104,447	154,333	258,779	1,365,136	16%
				=====	=====	=====	=====	=====	=====

Fnd	Acct	Obj	Obj	2019-20	YTD	OPEN	Pos	YTD USED	REMAINING	% BUDGE
				BUDGET	SPEND				BUDGET	USED
131			HIGHWAY FUND							
61000			ADMINISTRATION							
131	61000	101	COUNTY OFFICIAL/ADMINISTRATIVE	112,863	9,404	0		9,404	103,459	8%
131	61000	103	ASSISTANT(S)	79,270	6,009	0		6,009	73,261	8%
131	61000	120	COMPUTER PROGRAMMER(S)	42,730	3,238	0		3,238	39,492	8%
131	61000	161	SECRETARY(S)	93,730	7,105	0		7,105	86,625	8%
131	61000	189	OTHER SALARIES & WAGES	16,250	1,213	0		1,213	15,037	7%
131	61000	201	SOCIAL SECURITY	21,380	1,613	0		1,613	19,767	8%
131	61000	202	HANDLING CHARGES & ADMINISTRAT	1,000	0	0		0	1,000	0%
131	61000	204	PENSIONS	33,140	2,592	0		2,592	30,548	8%
131	61000	205	EMPLOYEE HEALTH INSURANCE	62,330	4,527	0		4,527	57,803	7%
131	61000	206	LIFE INSURANCE	12,700	0	0		0	12,700	0%
131	61000	210	UNEMPLOYMENT COMPENSATION	1,500	0	0		0	1,500	0%
131	61000	212	EMPLOYER MEDICARE	5,000	377	0		377	4,623	8%
131	61000	299	OTHER FRINGE BENEFITS	600	300	0		300	300	50%
131	61000	307	COMMUNICATION	12,000	505	5,728		6,233	5,767	52%
131	61000	312	CONTRACTS - PRIVATE AGENCIES	0	0	400		400	-400	0%
131	61000	320	DUES AND MEMBERSHIPS	5,300	4,697	500		5,197	103	98%
131	61000	327	FREIGHT EXPENSES	300	0	0		0	300	0%
131	61000	332	LEGAL NOTICES, RECORDING COURT	150	0	1,000		1,000	-850	667%
131	61000	333	LICENSES	300	0	0		0	300	0%
131	61000	334	MAINTENANCE AGREEMENTS	14,500	0	12,731		12,731	1,769	88%
131	61000	335	MAINTENANCE AND REPAIR BLDG	4,000	0	0		0	4,000	0%
131	61000	337	MAINTENANCE AND REPAIR OFF EQP	200	0	0		0	200	0%
131	61000	347	PEST CONTROL	700	110	610		720	-20	103%
131	61000	348	POSTAL CHARGES	150	0	0		0	150	0%
131	61000	349	PRINTING, STATIONERY AND FORMS	1,500	0	0		0	1,500	0%
131	61000	351	RENTALS	300	0	0		0	300	0%
131	61000	355	TRAVEL	5,000	272	0		272	4,728	5%
131	61000	356	TUITION/REGISTRATION FEES	3,000	0	0		0	3,000	0%
131	61000	399	OTHER CONTRACTED SERVICES	25,000	134	11,216		11,350	13,650	45%
131	61000	410	CUSTODIAL SUPPLIES	1,000	0	173		173	827	17%
131	61000	411	DATA PROCESSING SUPPLIES	5,000	0	54		54	4,946	1%
131	61000	415	ELECTRICITY	5,500	0	0		0	5,500	0%
131	61000	426	GENERAL CONSTRUCTION MATERIALS	500	0	39		39	461	8%
131	61000	434	NATURAL GAS	3,500	0	0		0	3,500	0%
131	61000	435	OFFICE SUPPLIES	3,500	0	0		0	3,500	0%
131	61000	454	WATER AND SEWER	2,000	0	0		0	2,000	0%
131	61000	499	OTHER SUPPLIES AND MATERIALS	3,000	0	0		0	3,000	0%
131	61000	502	INSURANCE-BLDG AND CONTENTS	9,850	5,590	0		5,590	4,260	57%
131	61000	506	INSURANCE-LIABILITY	10,250	11,348	0		11,348	-1,098	111%
131	61000	510	TRUSTEE'S COMMISSION	121,000	3,907	0		3,907	117,093	3%
131	61000	511	INSURANCE-VEHICLE/EQUIP	35,170	40,563	0		40,563	-5,393	115%
131	61000	513	WORKMAN'S COMPENSATION INSURAN	117,000	129,597	0		129,597	-12,597	111%
131	61000	599	OTHER CHARGES	7,600	0	0		0	7,600	0%
131	61000	709	DATA PROCESSING EQUIPMENT	0	1,288	0		1,288	-1,288	0%
131	61000	---	ADMINISTRATION	879,763	234,389	32,451		266,840	612,923	30%
62000			HIGHWAY AND BRIDGE MAINTENANCE							
131	62000	105	SUPERVISOR/DIRECTOR	69,790	5,290	0		5,290	64,500	8%
131	62000	141	FOREMEN	207,420	15,685	0		15,685	191,735	8%
131	62000	144	EQUIPMENT OPERATORS - HEAVY	439,730	22,783	0		22,783	416,947	5%
131	62000	145	EQUIPMENT OPERATORS - LIGHT	238,140	15,714	0		15,714	222,426	7%
131	62000	147	TRUCK DRIVERS	358,430	26,451	0		26,451	331,979	7%

Fnd	Acct	Obj	Obj	2019-20	YTD	OPEN	Pos	YTD USED	REMAINING	% BUDGE
				BUDGET	SPEND				BUDGET	USED
131										
62000										
131	62000	149	LABORERS	314,110	17,354	0		17,354	296,756	6%
131	62000	169	PART-TIME PERSONNEL	3,900	0	0		0	3,900	0%
131	62000	187	OVERTIME PAY	4,000	0	0		0	4,000	0%
131	62000	201	SOCIAL SECURITY	100,470	5,984	0		5,984	94,486	6%
131	62000	204	PENSIONS	155,350	9,745	0		9,745	145,605	6%
131	62000	205	EMPLOYEE HEALTH INSURANCE	422,990	40,919	0		40,919	382,072	10%
131	62000	212	EMPLOYER MEDICARE	23,500	1,400	0		1,400	22,100	6%
131	62000	307	COMMUNICATION	9,700	479	1,452		1,931	7,769	20%
131	62000	312	CONTRACTS - PRIVATE AGENCIES	2,000	0	0		0	2,000	0%
131	62000	321	ENGINEERING SERVICES	15,000	0	0		0	15,000	0%
131	62000	327	FREIGHT EXPENSES	1,000	0	0		0	1,000	0%
131	62000	334	MAINTENANCE AGREEMENTS	0	0	500		500	-500	0%
131	62000	335	MAINTENANCE AND REPAIR BLDG	1,500	0	0		0	1,500	0%
131	62000	336	MAINTENANCE AND REPAIR EQUIP	2,400	0	0		0	2,400	0%
131	62000	351	RENTALS	3,000	0	500		500	2,500	17%
131	62000	359	DISPOSAL FEES	1,000	0	0		0	1,000	0%
131	62000	361	PERMITS	4,000	0	0		0	4,000	0%
131	62000	399	OTHER CONTRACTED SERVICES	29,000	3,204	0		3,204	25,796	11%
131	62000	408	CONCRETE	15,000	5,080	0		5,080	9,920	34%
131	62000	409	CRUSHED STONE	83,000	2,643	72,357		75,000	8,000	90%
131	62000	412	DIESEL FUEL	110,000	2,574	97,426		100,000	10,000	91%
131	62000	415	ELECTRICITY	13,000	127	0		127	12,873	1%
131	62000	417	EQUIPMENT PARTS - LIGHT	1,200	0	0		0	1,200	0%
131	62000	420	FERTILIZER, LIME AND SEED	2,000	184	0		184	1,816	9%
131	62000	425	GASOLINE	80,000	8,280	43,720		52,000	28,000	65%
131	62000	426	GENERAL CONSTRUCTION MATERIALS	3,500	0	49		49	3,451	1%
131	62000	427	ICE	400	30	120		150	250	38%
131	62000	440	PIPE - METAL	21,500	0	0		0	21,500	0%
131	62000	444	SALT	80,000	0	20,000		20,000	60,000	25%
131	62000	446	SMALL TOOLS	3,000	0	0		0	3,000	0%
131	62000	451	UNIFORMS	12,000	0	12,000		12,000	0	100%
131	62000	454	WATER AND SEWER	1,700	34	0		34	1,666	2%
131	62000	467	FENCING	1,500	113	0		113	1,387	8%
131	62000	499	OTHER SUPPLIES AND MATERIALS	80,000	2,337	20,728		23,064	56,936	29%
131	62000	599	OTHER CHARGES	24,000	0	0		0	24,000	0%
131	62000	---	HIGHWAY AND BRIDGE MAINTENANCE	2,938,230	186,410	268,852		455,261	2,482,970	15%
63100										
131	63100	132	MATERIALS SUPERVISOR	46,510	3,525	0		3,525	42,985	8%
131	63100	141	FOREMEN	155,570	11,791	0		11,791	143,779	8%
131	63100	142	MECHANIC(S)	158,310	8,747	0		8,747	149,563	6%
131	63100	187	OVERTIME PAY	3,000	0	0		0	3,000	0%
131	63100	201	SOCIAL SECURITY	22,540	1,413	0		1,413	21,127	6%
131	63100	204	PENSIONS	34,930	2,312	0		2,312	32,618	7%
131	63100	205	EMPLOYEE HEALTH INSURANCE	89,160	6,858	0		6,858	82,302	8%
131	63100	212	EMPLOYER MEDICARE	5,270	331	0		331	4,939	6%
131	63100	307	COMMUNICATION	4,600	148	1,852		2,000	2,600	43%
131	63100	322	EVALUATION AND TESTING	1,000	0	0		0	1,000	0%
131	63100	327	FREIGHT EXPENSES	9,000	383	473		856	8,144	10%
131	63100	335	MAINTENANCE AND REPAIR BLDG	10,000	0	0		0	10,000	0%
131	63100	336	MAINTENANCE AND REPAIR EQUIP	19,000	2,374	266		2,640	16,360	14%
131	63100	338	MAINTENANCE AND REPAIR VEHICLE	6,000	230	0		230	5,770	4%

Fnd	Acct	Obj	Obj	2019-20	YTD	OPEN	Pos	YTD USED	REMAINING	% BUDGE
				BUDGET	SPEND				BUDGET	USED
131										
63100										
131	63100	351	RENTALS	5,000	0	0		0	5,000	0%
131	63100	353	TOWING SERVICES	2,000	0	400		400	1,600	20%
131	63100	399	OTHER CONTRACTED SERVICES	4,100	0	700		700	3,400	17%
131	63100	410	CUSTODIAL SUPPLIES	3,000	1,328	0		1,328	1,672	44%
131	63100	415	ELECTRICITY	11,000	0	0		0	11,000	0%
131	63100	416	EQUIPMENT PARTS - HEAVY	105,000	6,577	705		7,283	97,717	7%
131	63100	417	EQUIPMENT PARTS - LIGHT	105,000	3,310	4,020		7,330	97,670	7%
131	63100	418	EQUIPMENT AND MACHINERY PARTS	3,000	0	0		0	3,000	0%
131	63100	424	GARAGE SUPPLIES	13,500	991	682		1,674	11,826	12%
131	63100	426	GENERAL CONSTRUCTION MATERIALS	500	0	11		11	489	2%
131	63100	433	LUBRICANTS	25,000	229	459		688	24,313	3%
131	63100	435	OFFICE SUPPLIES	1,200	0	0		0	1,200	0%
131	63100	440	PIPE - METAL	3,000	0	0		0	3,000	0%
131	63100	442	PROPANE GAS	12,000	0	10,000		10,000	2,000	83%
131	63100	446	SMALL TOOLS	4,500	25	115		140	4,360	3%
131	63100	450	TIRES AND TUBES	40,000	2,773	358		3,131	36,869	8%
131	63100	453	VEHICLE PARTS	3,000	0	0		0	3,000	0%
131	63100	499	OTHER SUPPLIES AND MATERIALS	22,000	80	625		705	21,295	3%
131	63100	599	OTHER CHARGES	500	0	0		0	500	0%
131	63100	790	OTHER EQUIPMENT	0	0	1,143		1,143	-1,143	0%
131	63100	---	OPERATION AND MAINTENANCE OF E	928,190	53,425	21,809		75,236	852,955	8%
63500										
131	63500	141	FOREMEN	98,230	7,374	0		7,374	90,856	8%
131	63500	143	EQUIPMENT OPERATORS	270,410	20,608	0		20,608	249,802	8%
131	63500	147	TRUCK DRIVERS	511,930	36,759	0		36,759	475,171	7%
131	63500	149	LABORERS	240,947	13,951	0		13,951	226,996	6%
131	63500	187	OVERTIME PAY	2,000	21	0		21	1,979	1%
131	63500	189	OTHER SALARIES & WAGES	5,210	0	0		0	5,210	0%
131	63500	201	SOCIAL SECURITY	69,990	4,566	0		4,566	65,424	7%
131	63500	204	PENSIONS	108,480	7,377	0		7,377	101,103	7%
131	63500	205	EMPLOYEE HEALTH INSURANCE	398,420	30,636	0		30,636	367,784	8%
131	63500	212	EMPLOYER MEDICARE	16,370	1,068	0		1,068	15,302	7%
131	63500	307	COMMUNICATION	4,000	204	1,396		1,600	2,400	40%
131	63500	327	FREIGHT EXPENSES	30,000	2,727	22,273		25,000	5,000	83%
131	63500	336	MAINTENANCE AND REPAIR EQUIP	5,000	0	0		0	5,000	0%
131	63500	351	RENTALS	1,000	0	0		0	1,000	0%
131	63500	399	OTHER CONTRACTED SERVICES	54,000	1,997	4,000		5,997	48,003	11%
131	63500	404	ASPHALT - HOT MIX	800,000	153,292	146,708		300,000	500,000	38%
131	63500	405	ASPHALT - LIQUID	85,000	0	30,000		30,000	55,000	35%
131	63500	409	CRUSHED STONE	300,000	35,290	74,710		110,000	190,000	37%
131	63500	412	DIESEL FUEL	200,000	11,890	88,110		100,000	100,000	50%
131	63500	415	ELECTRICITY	55,000	0	0		0	55,000	0%
131	63500	418	EQUIPMENT AND MACHINERY PARTS	18,000	0	0		0	18,000	0%
131	63500	423	FUEL OIL	60,000	7,560	42,440		50,000	10,000	83%
131	63500	426	GENERAL CONSTRUCTION MATERIALS	1,000	0	0		0	1,000	0%
131	63500	433	LUBRICANTS	4,000	0	0		0	4,000	0%
131	63500	434	NATURAL GAS	1,700	0	0		0	1,700	0%
131	63500	445	SAND	66,000	0	10,000		10,000	56,000	15%
131	63500	454	WATER AND SEWER	1,300	0	0		0	1,300	0%
131	63500	499	OTHER SUPPLIES AND MATERIALS	9,000	80	508		588	8,412	7%

Fnd	Acct	Obj	Obj	2019-20	YTD		REMAINING % BUDGE		
				BUDGET	SPEND	OPEN POs	YTD USED	BUDGET	USED
131				HIGHWAY FUND					
63500				ASPHALT PLANT OPERATIONS					
131	63500	---	ASPHALT PLANT OPERATIONS	3,416,987	335,400	420,145	755,545	2,661,442	22%
63600				TRAFFIC CONTROL					
131	63600	132	MATERIALS SUPERVISOR	42,540	2,886	0	2,886	39,654	7%
131	63600	149	LABORERS	33,460	0	0	0	33,460	0%
131	63600	187	OVERTIME PAY	1,000	0	0	0	1,000	0%
131	63600	201	SOCIAL SECURITY	4,780	165	0	165	4,615	3%
131	63600	204	PENSIONS	7,520	277	0	277	7,243	4%
131	63600	205	EMPLOYEE HEALTH INSURANCE	18,960	1,580	0	1,580	17,381	8%
131	63600	212	EMPLOYER MEDICARE	1,120	39	0	39	1,081	3%
131	63600	327	FREIGHT EXPENSES	700	0	0	0	700	0%
131	63600	443	ROAD SIGNS	15,000	287	143	430	14,570	3%
131	63600	446	SMALL TOOLS	500	0	0	0	500	0%
131	63600	468	CHEMICALS	3,000	0	0	0	3,000	0%
131	63600	499	OTHER SUPPLIES AND MATERIALS	1,000	23	0	23	977	2%
131	63600	599	OTHER CHARGES	1,000	0	0	0	1,000	0%
131	63600	---	TRAFFIC CONTROL	130,580	5,257	143	5,400	125,181	4%
68000				CAPITAL OUTLAY					
131	68000	705	BRIDGE CONSTRUCTION	1,244,500	0	1,238	1,238	1,243,263	0%
131	68000	706	BUILDING CONSTRUCTION	25,000	0	0	0	25,000	0%
131	68000	714	HIGHWAY EQUIPMENT	195,000	0	0	0	195,000	0%
131	68000	718	MOTOR VEHICLES	160,000	0	163,506	163,506	-3,506	102%
131	68000	723	RIGHT-OF-WAY	5,000	0	0	0	5,000	0%
131	68000	790	OTHER EQUIPMENT	25,000	0	9,731	9,731	15,269	39%
131	68000	---	CAPITAL OUTLAY	1,654,500	0	174,475	174,475	1,480,026	11%
131	-----	---	HIGHWAY FUND	9,948,250	814,881	917,875	1,732,757	8,215,497	17%
				=====	=====	=====	=====	=====	=====

Fnd	Acct	Obj	Obj	2019-20 BUDGET	YTD SPEND	OPEN POs	YTD USED	REMAINING BUDGET	% BUDGE USED
151									
82110									
151	82110	601	PRINCIPAL ON BONDS	1,205,000	0	0	0	1,205,000	0%
151	82110	602	PRINCIPAL ON NOTES	125,000	125,000	0	125,000	0	100%
151	82110	---	GENERAL GOVERNMENT - PRINCIPAL	1,330,000	125,000	0	125,000	1,205,000	9%
82120									
151	82120	602	PRINCIPAL ON NOTES	244,780	244,775	0	244,775	5	100%
151	82120	---	HIGHWAYS AND STREETS - PRINCIP	244,780	244,775	0	244,775	5	100%
82130									
151	82130	601	PRINCIPAL ON BONDS	5,875,000	135,000	0	135,000	5,740,000	2%
151	82130	602	PRINCIPAL ON NOTES	80,230	80,225	0	80,225	5	100%
151	82130	---	EDUCATION - PRINCIPAL	5,955,230	215,225	0	215,225	5,740,005	4%
82210									
151	82210	603	INTEREST ON BONDS	1,161,420	0	0	0	1,161,420	0%
151	82210	604	INTEREST ON NOTES	14,500	8,188	0	8,188	6,313	56%
151	82210	---	GENERAL GOVERNMENT - INTEREST	1,175,920	8,188	0	8,188	1,167,733	1%
82220									
151	82220	604	INTEREST ON NOTES	37,530	20,597	0	20,597	16,933	55%
151	82220	---	HIGHWAYS AND STREETS - INTERE	37,530	20,597	0	20,597	16,933	55%
82230									
151	82230	603	INTEREST ON BONDS	4,468,290	12,568	0	12,568	4,455,723	0%
151	82230	604	INTEREST ON NOTES	14,110	7,653	0	7,653	6,457	54%
151	82230	---	EDUCATION - INTEREST	4,482,400	20,221	0	20,221	4,462,180	0%
82310									
151	82310	510	TRUSTEE'S COMMISSION	270,000	2,439	0	2,439	267,561	1%
151	82310	699	OTHER DEBT SERVICE	9,540	2,119	0	2,119	7,421	22%
151	82310	---	GENERAL GOVERNMENT - OTHER DS	279,540	4,558	0	4,558	274,982	2%
99100									
151	99100	590	TRANSFERS TO OTHER FUNDS	900,000	0	0	0	900,000	0%
151	99100	---	TRANSFERS OUT	900,000	0	0	0	900,000	0%
151	-----	---	GENERAL DEBT SERVICE FUND	14,405,400	638,564	0	638,564	13,766,838	4%

Fnd	Acct	Obj	Obj	2019-20	YTD	OPEN POs	YTD USED	REMAINING	% BUDGE
				BUDGET	SPEND			BUDGET	USED
152									
82130									
152	82130	601	PRINCIPAL ON BONDS	215,000	215,000	0	215,000	0	100%
152	82130	---	EDUCATION - PRINCIPAL	215,000	215,000	0	215,000	0	100%
82230									
152	82230	603	INTEREST ON BONDS	44,530	23,875	0	23,875	20,655	54%
152	82230	---	EDUCATION - INTEREST	44,530	23,875	0	23,875	20,655	54%
152	-----	---	RURAL DEBT SERVICE	259,530	238,875	0	238,875	20,655	92%

Fnd	Acct	Obj	Obj	2019-20	YTD		REMAINING % BUDGE		
				BUDGET	SPEND	OPEN POs	YTD USED	BUDGET	USED
171				GENERAL CAPITAL PROJECTS FUND					
91110				GENERAL ADMINISTRATION PROJECT					
171	91110	510	TRUSTEE'S COMMISSION	140,000	1,481	0	1,481	138,519	1%
171	91110	707	BUILDING IMPROVEMENTS	1,250,000	0	0	0	1,250,000	0%
171	91110	---	GENERAL ADMINISTRATION PROJECT	1,390,000	1,481	0	1,481	1,388,519	0%
91140				PUBLIC HEALTH AND WELFARE PROJ					
171	91140	707	BUILDING IMPROVEMENTS	850,000	0	0	0	850,000	0%
171	91140	---	PUBLIC HEALTH AND WELFARE PROJ	850,000	0	0	0	850,000	0%
91150				SOCIAL, CULTURAL AND RECREATIO					
171	91150	724	SITE DEVELOPMENT	3,200,000	3,000	0	3,000	3,197,000	0%
171	91150	---	SOCIAL, CULTURAL AND RECREATIO	3,200,000	3,000	0	3,000	3,197,000	0%
91300				EDUCATION CAPITAL PROJECTS					
171	91300	707	BUILDING IMPROVEMENTS	3,749,000	0	923,843	923,843	2,825,157	25%
171	91300	---	EDUCATION CAPITAL PROJECTS	3,749,000	0	923,843	923,843	2,825,157	25%
95100				CAP PROJ - DONATED TO SCHOOLS					
171	95100	709	DATA PROCESSING EQUIPMENT	640,000	0	0	0	640,000	0%
171	95100	729	TRANSPORTATION EQUIPMENT	503,000	0	0	0	503,000	0%
171	95100	---	CAP PROJ - DONATED TO SCHOOLS	1,143,000	0	0	0	1,143,000	0%
95900				CAP PROJ - DONATED TO OTHERS					
171	95900	707	BUILDING IMPROVEMENTS	1,000,000	0	0	0	1,000,000	0%
171	95900	---	CAP PROJ - DONATED TO OTHERS	1,000,000	0	0	0	1,000,000	0%
171	-----	---	GENERAL CAPITAL PROJECTS FUND	11,332,000	4,481	923,843	928,324	10,403,676	8%
				=====	=====	=====	=====	=====	=====

Fnd	Acct	Obj	Obj	2019-20	YTD		REMAINING % BUDGE			
				BUDGET	SPEND	OPEN POs	YTD USED	BUDGET	USED	
263				SELF-INSURANCE FUND						
58600				EMPLOYEE BENEFITS						
263	58600	307	COMMUNICATION	2,500	0	0	0	2,500	0%	
263	58600	312	CONTRACTS - PRIVATE AGENCIES	721,900	77,839	0	77,839	644,061	11%	
263	58600	336	MAINTENANCE AND REPAIR EQUIP	1,000	0	0	0	1,000	0%	
263	58600	347	PEST CONTROL	500	300	0	300	200	60%	
263	58600	351	RENTALS	15,600	2,575	0	2,575	13,025	17%	
263	58600	410	CUSTODIAL SUPPLIES	500	0	0	0	500	0%	
263	58600	413	DRUGS AND MEDICAL SUPPLIES	0	1,244	3,756	5,000	-5,000	0%	
263	58600	415	ELECTRICITY	1,600	0	0	0	1,600	0%	
263	58600	435	OFFICE SUPPLIES	500	0	500	500	0	100%	
263	58600	454	WATER AND SEWER	1,000	0	0	0	1,000	0%	
263	58600	503	INSURANCE-EXCESS RISK	652,000	0	0	0	652,000	0%	
263	58600	507	MEDICAL CLAIMS	5,364,000	79,533	0	79,533	5,284,467	1%	
263	58600	---	EMPLOYEE BENEFITS	6,761,100	161,491	4,256	165,747	6,595,353	2%	
263	-----	---	SELF-INSURANCE FUND	6,761,100	161,491	4,256	165,747	6,595,353	2%	

Number of Accounts: 1032

***** End of report *****