

# Washington County, TN



## Fund Financial Statements (Budgetary Basis)

For the Year Ending  
June 30, 2025  
(Unaudited)

- 101-General Fund
- 116-Solid Waste Fund
- 122-Drug Fund
- 127-ARPA Special Revenue Fund
- 128-Opioid Special Revenue Fund
- 131-Highway Fund
- 151-Debt Service Fund
- 152-Rural Debt Service Fund
- 171-Capital Projects Funds
- 177-Education Capital Projects Fund
- 178 – Helene Recovery Fund
- 263-Insurance Fund

# Table of Contents

<b>Fund Operating Summary</b> .....	1
<b>Property Tax Revenue Trend Analysis</b> .....	2
<b>Revenue &amp; Expense Summary by Fund</b> .....	5
<b>Revenue Comparison by Fund</b>	
101 - General Fund.....	10
116 - Solid Waste Fund .....	14
122 - Drug Fund .....	15
127 – ARPA Special Revenue Fund .....	16
128 – Opioid Special Revenue Fund .....	17
131 – Highway Fund.....	18
151 – Debt Service Fund .....	20
152 – Rural Debt Service Fund.....	21
171 – Capital Projects Fund.....	22
177 – Education Capital Projects Fund.....	23
178 – Helene Recovery Fund .....	24
263 – Employee Health Self-Insurance Fund.....	25
<b>Expense Detail by Fund</b>	
101 - General Fund.....	26
116 - Solid Waste Fund .....	65
122 - Drug Fund .....	68
127 – ARPA Special Revenue Fund .....	69
128 – Opioid Special Revenue Fund .....	70
131 – Highway Fund.....	71
151 – Debt Service Fund .....	78
152 – Rural Debt Service Fund.....	80
171 – Capital Projects Fund.....	81
177 – Education Capital Projects Fund.....	83
178 – Helene Recovery Fund .....	84
263 – Employee Health Self-Insurance Fund.....	85
<b>Grant-Related Revenues &amp; Expenditures</b> .....	86-105

**Washington County**

Fund Operating Summary - Budgetary Basis

For the Period Ending June 30, 2025 (Unaudited)

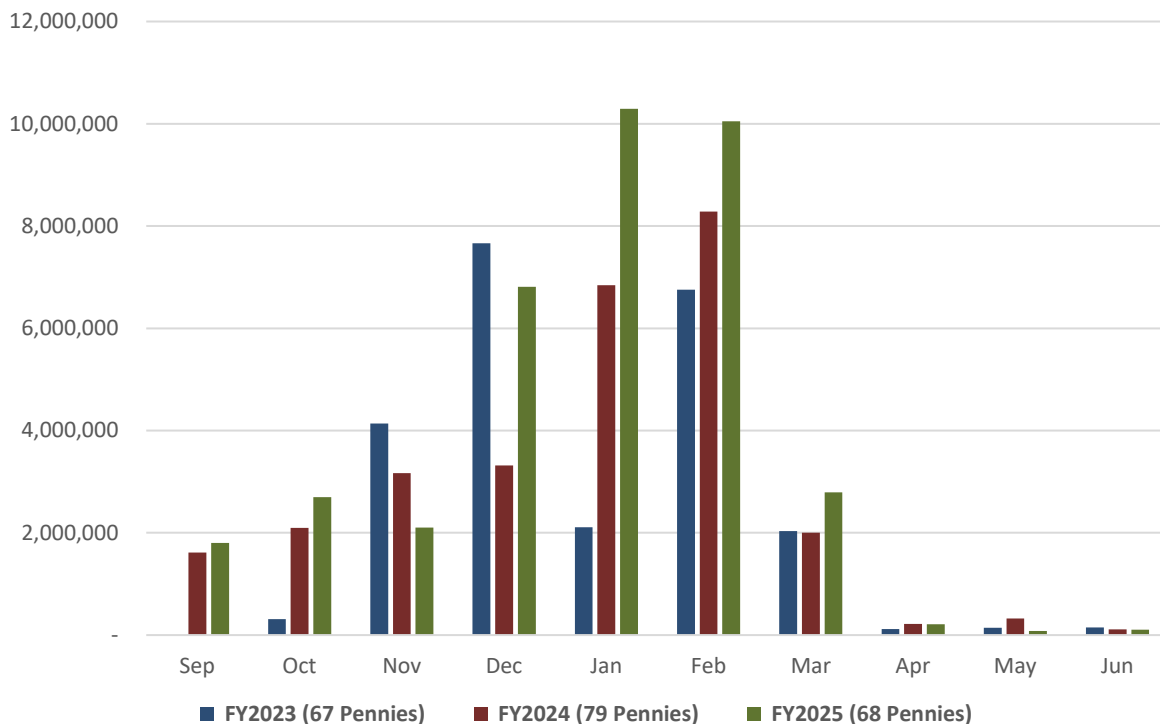
#	Fund	Fund Balance @ 6-30-2024	Revenue	Expense	Revenue Over (Under) Expense	Transfers In (Out)	Fund Balance @ 6-30-2025 (Unaudited)
101	General	22,808,787	65,936,852	66,491,970	(555,118)	1,161,651	23,415,320
116	Solid Waste	705,252	2,562,458	2,130,229	432,229	87,080	1,224,561
122	Drug	157,039	174,497	174,164	333	-	157,372
127	ARPA Special Revenue	6,065,732	731,837	2,084,255	(1,352,418)	-	4,713,314
128	Opioid Special Revenue	1,272,160	580,614	-	580,614	(186,000)	1,666,774
131	Highway	10,245,175	10,085,451	15,122,170	(5,036,719)	6,302,460	11,510,916
151	Debt Service	9,019,267	15,848,362	15,607,318	241,044	-	9,260,311
152	Rural Debt Service	42,833	338,892	338,892	-	-	42,833
171	Capital Projects	2,469,441	9,211,595	6,547,754	2,663,841	-	5,133,282
177	Education Capital Projects	6,674,062	2,945,429	2,916,627	28,802	-	6,702,864
178	Helene Recovery Fund	-	78,420,518	417,503	78,003,015	(7,365,191)	70,637,824
263	Self-Insurance	3,624,166	8,853,791	8,075,152	778,639	-	4,402,805
<b>Totals</b>		<b>63,083,914</b>	<b>195,690,296</b>	<b>119,906,034</b>	<b>75,784,262</b>	<b>-</b>	<b>138,868,176</b>

# General Fund

## Current Year Property Tax Trend Analysis - General Fund

Month	FY2023 (67 Pennies)		FY2024 (79 Pennies)		FY2025 (68 Pennies)	
	Amount	Cumulative % of Budget	Amount	Cumulative % of Budget	Amount	Cumulative % of Budget
Jul	1,097	0.0%	2,969	0.0%	-	0.0%
Aug	-	0.0%	-	0.0%	-	0.0%
Sep	-	0.0%	1,615,322	5.9%	1,804,843	4.9%
Oct	309,450	1.4%	2,094,923	13.4%	2,695,907	12.1%
Nov	4,139,581	19.7%	3,170,067	24.9%	2,102,651	17.8%
Dec	7,662,053	53.6%	3,315,466	36.9%	6,813,780	36.1%
Jan	2,107,147	62.9%	6,844,671	61.7%	10,291,116	63.7%
Feb	6,753,978	92.7%	8,281,481	91.6%	10,046,765	90.8%
Mar	2,034,098	101.7%	2,002,651	98.9%	2,790,680	98.3%
Apr	118,078	102.2%	217,436	99.7%	214,942	98.8%
May	144,782	102.9%	323,051	100.8%	79,115	99.1%
Jun	146,655	103.5%	112,916	101.2%	107,432	99.3%
Actual	<u>23,416,919</u>	103.5%	<u>27,980,953</u>	101.2%	<u>36,947,231</u>	99.3%
Budget	<u>22,617,358</u>		<u>27,637,443</u>		<u>37,192,600</u>	
Over / (Under) Budget	<u>799,561</u>		<u>343,510</u>		<u>(245,369)</u>	

### General Fund - Current Year Property Tax Collections

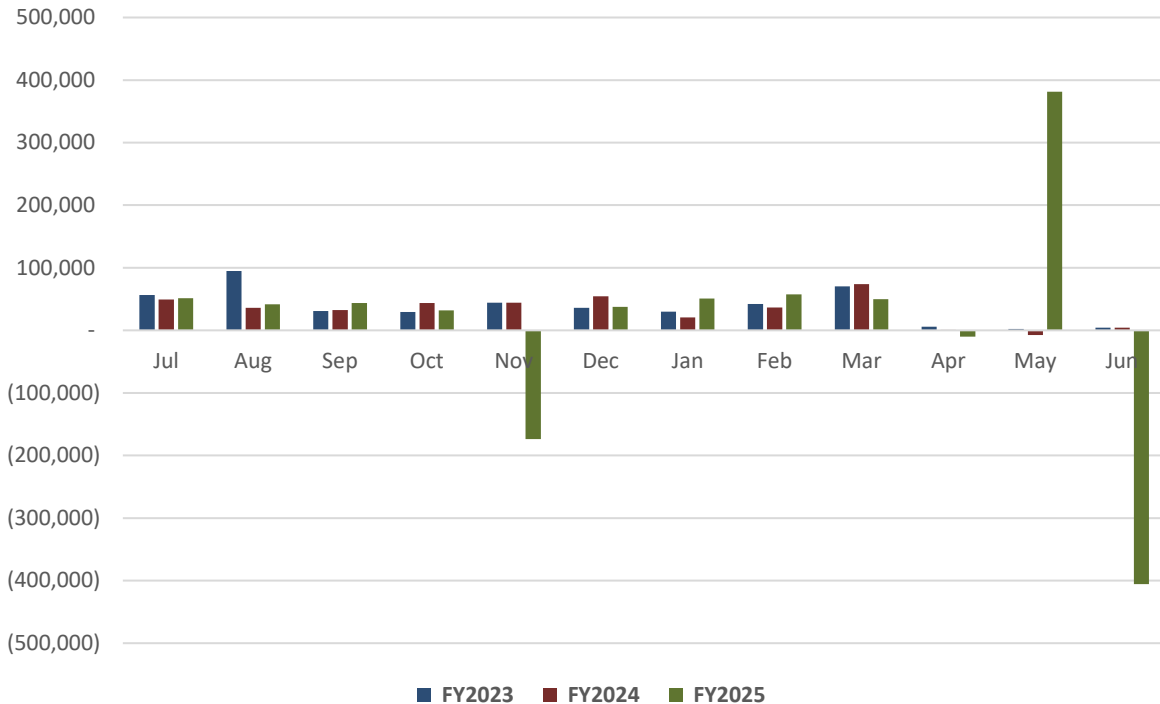


# General Fund

## Trustee Prior Year Collections - General Fund

Month	FY2023		FY2024		FY2025	
	Amount	Cumulative % of Budget	Amount	Cumulative % of Budget	Amount	Cumulative % of Budget
Jul	56,615	12.4%	49,113	12.6%	51,239	13.1%
Aug	94,923	33.1%	35,940	21.9%	41,763	23.7%
Sep	31,016	39.9%	32,478	30.2%	43,670	34.9%
Oct	29,328	46.3%	43,540	41.4%	31,844	43.0%
Nov	44,167	55.9%	44,037	52.7%	(173,828)	-1.4%
Dec	36,151	63.8%	54,494	66.7%	37,416	8.2%
Jan	29,942	70.3%	20,409	72.0%	50,990	21.2%
Feb	42,073	79.5%	36,431	81.4%	57,672	35.9%
Mar	70,033	94.8%	73,659	100.3%	49,666	48.6%
Apr	5,743	96.0%	654	100.5%	(10,083)	46.0%
May	2,434	96.6%	(7,276)	98.6%	381,440	143.4%
Jun	4,137	97.5%	4,176	99.7%	(405,792)	39.8%
Actual	446,562	97.5%	387,655	99.7%	155,997	40.1%
Budget	458,100		388,963		391,880	
Over / (Under) Budget	(11,538)		(1,308)		(235,883)	

### General Fund - Trustee Prior Year Tax Collections

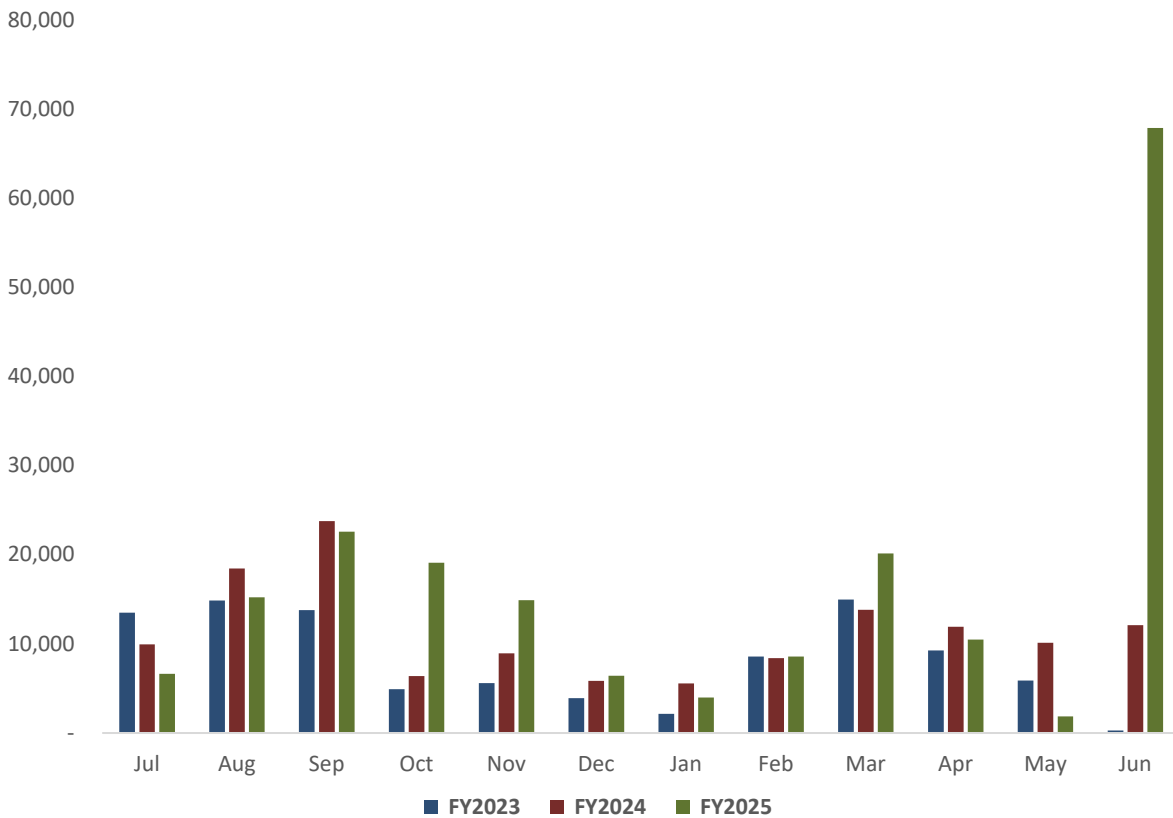


## General Fund

### Clerk & Master Prior Year Tax Collection Trend Analysis - General Fund

Month	FY2023		FY2024		FY2025	
	Amount	Cumulative % of Budget	Amount	Cumulative % of Budget	Amount	Cumulative % of Budget
Jul	13,484	10.8%	9,952	5.2%	6,639	3.5%
Aug	14,850	22.7%	18,465	15.0%	15,224	11.4%
Sep	13,781	33.7%	23,765	27.5%	22,591	23.2%
Oct	4,923	37.6%	6,379	30.8%	19,098	33.2%
Nov	5,608	42.1%	8,936	35.5%	14,892	41.0%
Dec	3,908	45.2%	5,837	38.6%	6,424	44.3%
Jan	2,140	47.0%	5,578	41.5%	3,964	46.4%
Feb	8,571	53.8%	8,392	45.9%	8,577	50.9%
Mar	14,964	65.8%	13,808	53.2%	20,141	61.4%
Apr	9,265	73.2%	11,920	59.5%	10,470	66.9%
May	5,870	77.9%	10,127	64.8%	1,844	67.8%
Jun	280	78.1%	12,088	71.2%	67,889	103.3%
Actual	<u>97,644</u>	<u>78.1%</u>	<u>135,247</u>	<u>71.2%</u>	<u>197,753</u>	<u>104.1%</u>
Budget	<u>125,000</u>		<u>190,000</u>		<u>191,425</u>	
Over / (Under) Budget	<u>(27,356)</u>		<u>(54,753)</u>		<u>6,328</u>	

General Fund - Clerk & Master Prior Year Tax Collections



Acct	Description	2023-24 TOTAL	2023-24 YTD TOTAL	2024-25 BUDGET	2024-25 YTD TOTAL	REMAINING BUDGET	% OF BUDGET
101	GENERAL FUND						
R	Revenue						
40---	TOTAL LOCAL TAXES	35,846,965	35,846,965	44,463,911	45,703,309	-1,239,398	103%
41---	TOTAL LICENSES AND PERMITS	1,088,729	1,088,729	983,000	1,043,618	-60,618	106%
42---	FINES, FORFEITURES & PENALTIES	441,298	441,298	421,400	511,913	-90,512	121%
43---	CHARGES FOR CURRENT SERVICES	1,038,140	1,038,140	1,179,650	1,360,170	-180,519	115%
44---	TOTAL OTHER LOCAL REVENUE	472,086	472,086	330,675	454,697	-124,022	138%
45---	FEEES RECEIVED FROM COUNTY OFFI	6,891,075	6,891,075	7,025,000	7,344,820	-319,820	105%
46---	STATE OF TENNESSEE	6,867,828	6,867,828	6,438,974	5,117,423	1,321,551	79%
47---	FEDERAL GOVERNMENT	2,040,760	2,040,760	2,556,809	856,626	1,700,183	34%
48---	OTHER GOVERNMENT AND CITIZENS	229,279	229,279	208,500	300,818	-92,318	144%
49---	OTHER SOURCES (NON-REVENUE)	6,493,529	6,493,529	5,173,572	4,405,109	768,463	85%
-----	Revenue	61,409,689	61,409,689	68,781,491	67,098,503	1,682,990	98%
E	Expense						
51---	GENERAL GOVERNMENT	5,658,754	5,658,754	7,667,131	6,997,951	669,182	91%
52---	FINANCE	3,714,515	3,714,355	4,844,353	4,524,801	319,556	93%
53---	ADMINISTRATION OF JUSTICE	5,731,857	5,731,857	6,546,605	6,055,116	491,490	92%
54---	PUBLIC SAFETY	31,878,050	31,878,050	42,748,999	40,179,008	2,569,994	94%
55---	PUBLIC HEALTH AND WELFARE	4,588,235	4,588,235	5,991,610	4,984,016	1,007,594	83%
56---	SOCIAL,CULTRAL AND RECREATIONA	1,201,175	1,201,175	1,339,820	1,308,749	31,071	98%
57---	AGRICULTURE & NATURAL RESOURCE	739,883	739,883	972,471	775,467	197,004	80%
58---	OTHER GENERAL GOVERNMENT	1,320,533	1,320,533	1,843,494	1,666,862	176,634	90%
-----	Expense	54,833,002	54,832,842	71,954,483	66,491,970	5,462,525	92%
-----	GENERAL FUND	6,576,687	6,576,847	-3,172,992	606,533	-3,779,535	-19%
=====							
116	SOLID WASTE FUND						
R	Revenue						
40---	TOTAL LOCAL TAXES	1,358,697	1,358,697	2,032,795	2,034,973	-2,178	100%
41---	TOTAL LICENSES AND PERMITS	150	150	160	210	-50	131%
43---	CHARGES FOR CURRENT SERVICES	129,063	129,063	90,000	94,837	-4,837	105%
44---	TOTAL OTHER LOCAL REVENUE	253,811	253,811	214,304	305,865	-91,561	143%
46---	STATE OF TENNESSEE	145,356	145,356	405,000	124,649	280,351	31%
49---	OTHER SOURCES (NON-REVENUE)	0	0	94,000	89,004	4,996	95%
-----	Revenue	1,887,077	1,887,077	2,836,259	2,649,538	186,721	93%
E	Expense						
54---	PUBLIC SAFETY	0	0	52,024	50,482	1,542	97%
55---	PUBLIC HEALTH AND WELFARE	1,916,807	1,916,807	2,788,844	2,079,747	709,097	75%
-----	Expense	1,916,807	1,916,807	2,840,868	2,130,229	710,639	75%
-----	SOLID WASTE FUND	-29,730	-29,730	-4,609	519,309	-523,918	-11,267%
=====							

Acct	Description	2023-24 TOTAL	2023-24 YTD TOTAL	2024-25 BUDGET	2024-25 YTD TOTAL	REMAINING BUDGET	% OF BUDGET
122	DRUG FUND						
R	Revenue						
42---	FINES, FORFEITURES & PENALTIES	8,834	8,834	13,500	174,497	-160,997	1,293%
44---	TOTAL OTHER LOCAL REVENUE	1,490	1,490	0	0	0	0%
49---	OTHER SOURCES (NON-REVENUE)	4,027	4,027	0	0	0	0%
-----	Revenue	14,351	14,351	13,500	174,497	-160,997	1,293%
E	Expense						
54---	PUBLIC SAFETY	178,939	178,939	178,020	174,164	3,857	98%
-----	Expense	178,939	178,939	178,020	174,164	3,857	98%
-----	DRUG FUND	-164,588	-164,588	-164,520	333	-164,854	0%
=====							
127	ARPA - SPECIAL REVENUE FUND						
R	Revenue						
44---	TOTAL OTHER LOCAL REVENUE	47,216	47,216	0	0	0	0%
47---	FEDERAL GOVERNMENT	4,247,811	4,247,811	437,500	731,837	-294,337	167%
-----	Revenue	4,295,027	4,295,027	437,500	731,837	-294,337	167%
E	Expense						
58---	OTHER GENERAL GOVERNMENT	7,003,287	7,003,287	4,777,294	1,602,255	3,175,039	34%
91---	CAPITAL PROJECTS	67,700	67,700	550,000	482,000	68,000	88%
99---	OTHER USES	2,000,000	2,000,000	0	0	0	0%
-----	Expense	9,070,987	9,070,987	5,327,294	2,084,255	3,243,039	39%
-----	ARPA - SPECIAL REVENUE FUND	-4,775,960	-4,775,960	-4,889,794	-1,352,418	-3,537,376	28%
=====							
128	OPIOID LITIGATION SETTLEMENT						
R	Revenue						
44---	TOTAL OTHER LOCAL REVENUE	7,920	7,920	0	54,861	-54,861	0%
46---	STATE OF TENNESSEE	561,253	561,253	0	362,612	-362,612	0%
48---	OTHER GOVERNMENT AND CITIZENS	446,282	446,282	0	163,141	-163,141	0%
-----	Revenue	1,015,455	1,015,455	0	580,614	-580,614	0%
E	Expense						
55---	PUBLIC HEALTH AND WELFARE	337,049	337,049	186,000	186,000	0	100%
-----	Expense	337,049	337,049	186,000	186,000	0	100%
-----	OPIOID LITIGATION SETTLEMENT	678,406	678,406	-186,000	394,614	-580,614	-212%
=====							

Acct	Description	2023-24 TOTAL	2023-24 YTD TOTAL	2024-25 BUDGET	2024-25 YTD TOTAL	REMAINING BUDGET	% OF BUDGET
131	HIGHWAY FUND						
R	Revenue						
40---	TOTAL LOCAL TAXES	5,279,304	5,279,304	5,358,461	5,262,230	96,231	98%
41---	TOTAL LICENSES AND PERMITS	580	580	900	740	161	82%
43---	CHARGES FOR CURRENT SERVICES	0	0	0	207,483	-207,483	0%
44---	TOTAL OTHER LOCAL REVENUE	286,473	286,473	145,000	198,946	-53,946	137%
46---	STATE OF TENNESSEE	5,717,329	5,717,329	7,635,500	4,356,473	3,279,028	57%
48---	OTHER GOVERNMENT AND CITIZENS	4,944	4,944	0	19,304	-19,304	0%
49---	OTHER SOURCES (NON-REVENUE)	15,107	15,107	9,079,131	6,342,735	2,736,396	70%
-----	Revenue	11,303,737	11,303,737	22,218,992	16,387,911	5,831,083	74%
E	Expense						
54---	PUBLIC SAFETY	0	0	8,144,936	5,838,614	2,306,322	72%
61---	ADMINISTRATION	941,673	941,673	1,177,814	993,598	184,216	84%
62---	HIGHWAY AND BRIDGE MAINTENANCE	2,916,078	2,916,078	4,558,418	3,467,586	1,090,833	76%
63---	ASPHALT PLANT OPS & OTHER	4,545,306	4,545,306	6,024,955	4,018,992	2,005,963	67%
68---	CAPITAL OUTLAY	1,390,745	1,390,745	5,052,000	803,380	4,248,620	16%
-----	Expense	9,793,802	9,793,802	24,958,123	15,122,170	9,835,954	61%
-----	HIGHWAY FUND	1,509,935	1,509,935	-2,739,131	1,265,741	-4,004,871	-46%
=====							
151	GENERAL DEBT SERVICE FUND						
R	Revenue						
40---	TOTAL LOCAL TAXES	10,102,047	10,102,047	15,039,760	14,847,425	192,335	99%
41---	TOTAL LICENSES AND PERMITS	1,075	1,075	1,700	1,499	201	88%
44---	TOTAL OTHER LOCAL REVENUE	4,447,705	4,447,705	2,500,000	996,213	1,503,787	40%
49---	OTHER SOURCES (NON-REVENUE)	49,000	49,000	35,225	3,225	32,000	9%
-----	Revenue	14,599,827	14,599,827	17,576,685	15,848,362	1,728,323	90%
E	Expense						
82---	PRINCIPAL & INTEREST	11,760,538	11,760,538	15,387,246	15,107,318	279,928	98%
91---	CAPITAL PROJECTS	0	0	500,000	500,000	0	100%
-----	Expense	11,760,538	11,760,538	15,887,246	15,607,318	279,928	98%
-----	GENERAL DEBT SERVICE FUND	2,839,289	2,839,289	1,689,439	241,044	1,448,395	14%
=====							
152	RURAL DEBT SERVICE						
R	Revenue						
44---	TOTAL OTHER LOCAL REVENUE	180	180	0	0	0	0%
49---	OTHER SOURCES (NON-REVENUE)	338,892	338,892	338,892	338,892	0	100%
-----	Revenue	339,072	339,072	338,892	338,892	0	100%

Acct	Description	2023-24 TOTAL	2023-24 YTD TOTAL	2024-25 BUDGET	2024-25 YTD TOTAL	REMAINING BUDGET	% OF BUDGET
152	RURAL DEBT SERVICE						
E	Expense						
82---	PRINCIPAL & INTEREST	338,892	338,892	338,892	338,892	0	100%
-----	Expense	338,892	338,892	338,892	338,892	0	100%
-----	RURAL DEBT SERVICE	180	180	0	0	0	0%
=====							
171	GENERAL CAPITAL PROJECTS FUND						
R	Revenue						
40---	TOTAL LOCAL TAXES	1,172,840	1,172,840	6,381,461	6,646,967	-265,506	104%
41---	TOTAL LICENSES AND PERMITS	129	129	134	657	-523	490%
44---	TOTAL OTHER LOCAL REVENUE	103,803	103,803	1,507,000	1,507,000	0	100%
47---	FEDERAL GOVERNMENT	83,017	83,017	208,483	1,056,971	-848,488	507%
49---	OTHER SOURCES (NON-REVENUE)	5,034,424	5,034,424	0	0	0	0%
-----	Revenue	6,394,213	6,394,213	8,097,078	9,211,595	-1,114,517	114%
E	Expense						
91---	CAPITAL PROJECTS	14,095,000	14,095,000	6,396,943	4,775,754	1,621,189	75%
95---	CAPITAL PROJECTS - DONATED	0	0	3,000,000	1,772,000	1,228,000	59%
-----	Expense	14,095,000	14,095,000	9,396,943	6,547,754	2,849,189	70%
-----	GENERAL CAPITAL PROJECTS FUND	-7,700,787	-7,700,787	-1,299,865	2,663,841	-3,963,706	-205%
=====							
177	EDUCATION CAPITAL PROJECTS						
R	Revenue						
40---	TOTAL LOCAL TAXES	6,588,952	6,588,952	2,987,050	2,945,097	41,953	99%
41---	TOTAL LICENSES AND PERMITS	731	731	400	332	68	83%
48---	OTHER GOVERNMENT AND CITIZENS	40,000	40,000	0	0	0	0%
-----	Revenue	6,629,683	6,629,683	2,987,450	2,945,429	42,021	99%
E	Expense						
91---	CAPITAL PROJECTS	3,816,111	3,816,111	4,786,429	1,682,248	3,104,181	35%
95---	CAPITAL PROJECTS - DONATED	2,458,704	2,458,704	1,400,000	1,234,379	165,621	88%
99---	OTHER USES	500,000	500,000	0	0	0	0%
-----	Expense	6,774,815	6,774,815	6,186,429	2,916,627	3,269,802	47%
-----	EDUCATION CAPITAL PROJECTS	-145,132	-145,132	-3,198,979	28,802	-3,227,781	-1%
=====							

Acct	Description	2023-24 TOTAL	2023-24 YTD TOTAL	2024-25 BUDGET	2024-25 YTD TOTAL	REMAINING BUDGET	% OF BUDGET
178	HELENE RECOVERY FUND 2025						
R	Revenue						
44---	TOTAL OTHER LOCAL REVENUE	0	0	0	2,321	-2,321	0%
49---	OTHER SOURCES (NON-REVENUE)	0	0	0	78,418,197	-78,418,197	0%
----	Revenue	0	0	0	78,420,518	-78,420,518	0%
E	Expense						
54---	PUBLIC SAFETY	0	0	10,596,000	7,782,694	2,813,306	73%
----	Expense	0	0	10,596,000	7,782,694	2,813,306	73%
----	HELENE RECOVERY FUND 2025	0	0	-10,596,000	70,637,824	-81,233,824	-667%
=====							
263	EMPLOYEE SELF-INSURANCE FUND						
R	Revenue						
43---	CHARGES FOR CURRENT SERVICES	7,290,793	7,290,793	8,157,395	8,132,266	25,129	100%
44---	TOTAL OTHER LOCAL REVENUE	123,113	123,113	70,000	51,452	18,548	74%
49---	OTHER SOURCES (NON-REVENUE)	0	0	0	670,073	-670,073	0%
----	Revenue	7,413,906	7,413,906	8,227,395	8,853,791	-626,396	108%
E	Expense						
58---	OTHER GENERAL GOVERNMENT	7,471,398	7,471,398	9,442,587	8,075,152	1,367,435	86%
----	Expense	7,471,398	7,471,398	9,442,587	8,075,152	1,367,435	86%
----	EMPLOYEE SELF-INSURANCE FUND	-57,492	-57,492	-1,215,192	778,639	-1,993,831	-64%
=====							

Number of Accounts: 2010

\*\*\*\*\* End of report \*\*\*\*\*

Fnd Acct	Description	2023-24 June	2024-25 June	2023-24 YTD	2024-25 YTD	YTD INCREASE (DECREASE)	2024-25 BUDGET	REMAINING BUDGET	2024-25 % USED
101	GENERAL FUND								
40000	TOTAL LOCAL TAXES								
101 40110	CURRENT PROPERTY TAX	112,916	107,432	27,980,953	36,947,232	8,966,279	37,192,600	245,368	99%
101 40120	TRUSTEE COLLECTIONS - PRIOR YR	4,176	-405,792	387,655	155,998	-231,657	391,880	235,882	40%
101 40125	TRUSTEE COLLECTIONS-BANKRUPTCY	841	124	1,949	124	-1,825	4,030	3,906	3%
101 40130	COURT COLLECTIONS-PRIOR YEARS	12,088	67,889	135,247	197,753	62,506	191,425	-6,328	103%
101 40140	INTEREST AND PENALTY	7,263	-1,808	128,374	118,579	-9,795	122,124	3,545	97%
101 40161	PAYMENT IN-LIEU-OF TAX - TVA	0	0	2,155	0	-2,155	1,814	1,814	0%
101 40162	PAYMENT IN-LIEU-OF TAX - UTIL	446,288	551,968	446,288	551,968	105,680	425,000	-126,968	130%
101 40163	PAYMENT IN-LIEU-OF TAX - OTHER	2,078	2,505	7,911	9,769	1,859	5,038	-4,731	194%
101 40210	LOCAL OPTION SALES TAX	748,688	903,236	4,410,212	4,737,954	327,741	4,050,000	-687,954	117%
101 40220	HOTEL-MOTEL TAX	0	155,739	0	472,840	472,840	0	-472,840	0%
101 40250	LITIGATION TAX - GENERAL	17,067	18,498	188,293	201,991	13,699	170,000	-31,991	119%
101 40260	LITIGATION TAX - SPECIAL PURPO	-17,416	-18,249	96	289	192	0	-289	0%
101 40268	LITIGATION TAX - COURT SECURIT	18,549	21,851	219,650	237,209	17,558	195,000	-42,209	122%
101 40270	BUSINESS TAX	282,239	279,886	1,265,205	1,395,459	130,254	975,000	-420,459	143%
101 40275	MIXED DRINK TAX	0	17	0	41	41	0	-41	0%
101 40320	BANK EXCISE TAX	0	0	225,794	184,642	-41,153	230,000	45,358	80%
101 40330	WHOLESALE BEER TAX	-4,990	38,927	312,590	340,910	28,320	380,000	39,090	90%
101 40390	OTHER STATUTORY LOCAL TAXES	10,381	15,075	134,593	150,551	15,958	130,000	-20,551	116%
101 40---	TOTAL LOCAL TAXES	1,640,168	1,737,298	35,846,965	45,703,309	9,856,342	44,463,911	-1,239,398	103%
41000	TOTAL LICENSES AND PERMITS								
101 41110	MARRIAGE LICENSE	381	638	3,396	4,076	680	3,000	-1,076	136%
101 41140	CABLE TV FRANCHISE	7,792	85,146	457,945	557,326	99,381	500,000	-57,326	111%
101 41520	BUILDING PERMITS	39,746	43,972	623,548	482,168	-141,379	480,000	-2,168	100%
101 41590	OTHER PERMITS	0	48	3,840	48	-3,793	0	-48	0%
101 41---	TOTAL LICENSES AND PERMITS	47,919	129,804	1,088,729	1,043,618	-45,111	983,000	-60,618	106%
42000	FINES, FORFEITURES & PENALTIES								
101 42110	CIRCUIT COURT FINES	-4,322	53	3,052	611	-2,441	8,500	7,889	7%
101 42210	CRIMINAL COURT FINES	185	258	3,435	3,570	135	7,000	3,430	51%
101 42220	OFFICERS COSTS	1,568	1,705	12,865	16,899	4,034	0	-16,899	0%
101 42241	DRUG COURT FEES	162	98	1,067	1,100	34	2,000	900	55%
101 42250	JAIL FEES	1,093	784	11,857	12,471	614	13,000	529	96%
101 42280	DUI TREATMENT FINES	309	151	1,591	941	-650	2,000	1,059	47%
101 42290	DATA ENTRY FEE - CRIMINAL CRT	-531	498	5,553	6,018	465	7,500	1,482	80%
101 42291	COURTROOM SECURITY FEE	988	1,110	17,842	15,678	-2,165	17,000	1,322	92%
101 42292	VICTIMS ASSISTANCE ASSESSMENTS	273	316	4,689	3,577	-1,112	0	-3,577	0%
101 42310	SESSIONS COURT FINES	1,628	3,409	58,188	77,085	18,897	55,000	-22,085	140%
101 42320	OFFICERS COSTS	5,868	5,131	72,150	80,580	8,430	70,000	-10,580	115%
101 42330	GAME AND FISH FINES	38	-18	187	62	-125	200	138	31%
101 42341	DRUG COURT FEES	915	899	9,453	9,277	-176	10,000	723	93%
101 42350	JAIL FEES	5,273	7,850	91,654	90,398	-1,256	115,000	24,602	79%
101 42380	DUI TREATMENT FINES	515	1,228	14,576	17,995	3,419	16,000	-1,995	112%
101 42390	DATA ENTRY FEE-GENERAL SESSION	2,367	3,754	32,735	33,857	1,122	34,000	144	100%
101 42391	COURTROOM SECURITY FEE	268	270	2,757	3,074	317	5,000	1,926	61%
101 42392	VICTIMS ASSISTANCE ASSESSMENTS	3,632	3,827	46,407	49,826	3,419	0	-49,826	0%
101 42410	JUVENILE COURT FINES	0	0	35	49	14	100	51	49%
101 42420	OFFICERS COSTS	318	1,572	2,450	9,874	7,424	2,000	-7,874	494%
101 42490	DATA ENTRY FEE-JUVENILE COURT	-134	342	718	2,144	1,426	1,500	-644	143%
101 42491	COURTROOM SECURITY FEE	-6	0	2	0	-2	0	0	0%

Fnd Acct	Description	2023-24 June	2024-25 June	2023-24 YTD	2024-25 YTD	YTD INCREASE (DECREASE)	2024-25 BUDGET	REMAINING BUDGET	2024-25 % USED
101	GENERAL FUND								
42000	FINES, FORFEITURES & PENALTIES								
101 42520	OFFICERS COST	549	27	3,076	4,730	1,654	2,600	-2,130	182%
101 42530	DATA ENTRY FEE-CHANCERY COURT	702	196	6,124	4,698	-1,426	5,500	802	85%
101 42591	COURTROOM SECURITY FEE	-4	12	608	201	-407	500	299	40%
101 42610	FINES	3,617	6,207	38,227	54,279	16,051	47,000	-7,279	115%
101 42910	PROCEEDS FROM CONFISCATED PROP	-523	12,503	0	12,919	12,919	0	-12,919	0%
101 42---	FINES, FORFEITURES & PENALTIES	24,748	52,182	441,298	511,913	70,614	421,400	-90,512	121%
43000	CHARGES FOR CURRENT SERVICES								
101 43170	WORK RELEASE CHARGES FOR BOARD	596	602	7,149	3,130	-4,019	3,000	-130	104%
101 43350	COPY FEES	214	141	1,220	1,320	101	1,500	180	88%
101 43360	LIBRARY FEES	593	622	10,916	9,821	-1,095	9,500	-321	103%
101 43365	ARCHIVES & RECORDS MANAGEMENT	19,834	28,412	260,392	266,323	5,931	272,000	5,677	98%
101 43366	GREENBELT LATE APPLICATION FEE	0	0	150	350	200	0	-350	0%
101 43370	TELEPHONE COMMISSIONS	32,868	28,175	167,026	143,193	-23,836	165,000	21,807	87%
101 43380	VENDING MACHINE COLLECTIONS	51,887	52,811	277,222	611,710	334,488	425,000	-186,710	144%
101 43382	ELECTRONIC CITATION FEE	941	623	6,915	6,471	-444	4,000	-2,471	162%
101 43383	ADD'T TITLE & REGISTRATION FEE	8,688	14,726	120,335	123,602	3,267	125,000	1,399	99%
101 43392	DATA PROCESSING FEE - REGISTER	2,896	4,204	36,218	38,230	2,012	36,000	-2,230	106%
101 43394	DATA PROCESSING FEE - SHERIFF	460	360	4,963	5,074	111	6,000	926	85%
101 43395	SEXUAL OFFENDER REGISTR FEE	0	0	7,050	6,150	-900	7,650	1,500	80%
101 43396	DATA PROCESSING FEE-COUNTY CLE	5,292	5,628	18,204	16,761	-1,443	12,000	-4,761	140%
101 43397	SUBS/DOC RETRIEVAL FEE - CIRCU	200	1,200	10,300	11,900	1,600	11,000	-900	108%
101 43399	VEHICLE REGISTRATION REINSTATE	4,255	3,220	18,330	24,395	6,065	12,000	-12,395	203%
101 43990	OTHER CHARGES FOR SERVICES	90,927	320	91,750	91,740	-10	90,000	-1,740	102%
101 43---	CHARGES FOR CURRENT SERVICES	219,651	141,044	1,038,140	1,360,170	322,028	1,179,650	-180,519	115%
44000	TOTAL OTHER LOCAL REVENUE								
101 44110	INVESTMENT INCOME	0	0	71,610	0	-71,610	0	0	0%
101 44120	LEASE/RENTALS	1,095	17,901	137,909	161,110	23,201	125,000	-36,110	129%
101 44130	SALE OF MATERIALS AND SUPPLIES	0	0	527	0	-527	0	0	0%
101 44131	COMMISSARY SALES	14,598	12,179	75,556	85,740	10,184	60,000	-25,740	143%
101 44165	REBATES	0	155	0	53,348	53,348	0	-53,348	0%
101 44170	MISCELLANEOUS REFUNDS	668	7,173	35,883	65,556	29,673	12,561	-52,995	522%
101 44514	JOINT VENTURES	0	0	1,217	1,983	766	0	-1,983	0%
101 44530	SALE OF EQUIPMENT	10,277	1,012	78,538	16,886	-61,652	0	-16,886	0%
101 44540	SALE OF PROPERTY	0	0	726	0	-726	0	0	0%
101 44560	DAMAGES RECOVERED FROM INDIVID	0	0	120	74	-46	0	-74	0%
101 44570	CONTRIBUTIONS & GIFTS	0	0	1,000	0	-1,000	0	0	0%
101 44990	OTHER LOCAL REVENUES	9,100	6,200	69,000	70,000	1,000	133,114	63,114	53%
101 44---	TOTAL OTHER LOCAL REVENUE	35,738	44,620	472,086	454,697	-17,389	330,675	-124,022	138%
45000	FEES RECEIVED FROM COUNTY OFFI								
101 45510	COUNTY CLERK	256,150	293,878	1,568,883	1,611,075	42,192	1,640,000	28,925	98%
101 45520	CIRCUIT COURT CLERK	-40,454	47,873	431,274	460,784	29,510	610,000	149,216	76%
101 45540	GENERAL SESSIONS COURT CLERK	72,169	105,364	1,002,821	1,114,191	111,370	995,000	-119,191	112%
101 45550	CLERK AND MASTER	40,711	48,660	542,621	475,665	-66,957	470,000	-5,665	101%
101 45560	JUVENILE COURT CLERK	1,096	3,915	18,525	25,579	7,055	20,000	-5,579	128%
101 45580	REGISTER	111,983	90,000	680,674	766,768	86,094	690,000	-76,768	111%

Fnd Acct	Description	2023-24 June	2024-25 June	2023-24 YTD	2024-25 YTD	YTD INCREASE (DECREASE)	2024-25 BUDGET	REMAINING BUDGET	2024-25 % USED
101	GENERAL FUND								
45000	FEEES RECEIVED FROM COUNTY OFFI								
101 45610	TRUSTEE	110,356	99,507	2,646,277	2,890,758	244,481	2,600,000	-290,758	111%
101 45---	FEEES RECEIVED FROM COUNTY OFFI	552,011	689,197	6,891,075	7,344,820	453,745	7,025,000	-319,820	105%
46000	STATE OF TENNESSEE								
101 46110	JUVENILE SERVICES PROGRAM	0	9,000	4,500	9,000	4,500	0	-9,000	0%
101 46210	LAW ENFORCEMENT TRAINING PROGR	0	-4,500	79,200	172,800	93,600	172,800	0	100%
101 46290	OTHER PUBLIC SAFETY GRANTS	-132,217	23,502	1,637,715	1,824,532	186,816	1,827,877	3,345	100%
101 46310	HEALTH DEPARTMENT PROGRAMS	0	100,944	778,189	1,031,616	253,427	1,584,519	552,903	65%
101 46430	LITTER PROGRAM	-20,980	-52,133	62,210	21,657	-40,553	72,100	50,443	30%
101 46820	INCOME TAX	0	32	2,439	32	-2,408	0	-32	0%
101 46830	BEER TAX	0	0	18,498	17,752	-746	20,000	2,248	89%
101 46835	VEHICLE CERT OF TITLE FEE	1,314	2,036	18,506	18,741	235	18,000	-741	104%
101 46840	ALCOHOLIC BEVERAGE TAX	196	66	244,149	237,537	-6,611	250,000	12,463	95%
101 46852	STATE REVENUE SHARING - TELECO	21,293	17,461	234,280	232,303	-1,977	230,000	-2,303	101%
101 46855	STATE SHARED SPORTS GAMING TAX	3,190	4,233	112,694	137,728	25,034	0	-137,728	0%
101 46915	CONTRACTED PRISONER BOARDING	250,712	178,552	1,306,385	710,380	-596,005	1,500,000	789,620	47%
101 46960	REGISTRAR SALARY SUPPLEMENT	3,791	3,791	15,164	15,164	0	15,200	36	100%
101 46980	OTHER STATE GRANTS	270,089	28,176	900,167	351,079	-549,087	413,478	62,399	85%
101 46990	OTHER STATE REVENUES	528,733	0	1,453,732	337,102	-1,116,630	335,000	-2,102	101%
101 46---	STATE OF TENNESSEE	926,121	311,160	6,867,828	5,117,423	-1,750,405	6,438,974	1,321,551	79%
47000	FEDERAL GOVERNMENT								
101 47220	CIVIL DEFENSE REIMBURSEMENT	0	0	69,179	62,890	-6,289	62,500	-390	101%
101 47235	HOMELAND SECURITY GRANTS	0	0	148,516	216,147	67,631	218,107	1,960	99%
101 47250	LAW ENFORCEMENT GRANTS	0	3,630	22,488	15,995	-6,492	0	-15,995	0%
101 47302	STAFFORD ACT FEMA 75%	0	0	0	64,821	64,821	0	-64,821	0%
101 47402	FED THRU STATE - CDBG FOOD INS	0	154,282	0	373,365	373,365	500,000	126,635	75%
101 47404	ARPA-TCAT SIMULATOR	0	0	0	0	0	100,000	100,000	0%
101 47590	OTHER FEDERAL THROUGH STATE	743	0	743	0	-743	0	0	0%
101 47700	ASSET FORFEITURE FUNDS	0	865	2,561	8,514	5,952	0	-8,514	0%
101 47990	OTHER DIRECT FEDERAL REVENUE	95,190	1,640	1,797,273	114,894	-1,682,378	1,676,202	1,561,308	7%
101 47---	FEDERAL GOVERNMENT	95,933	160,417	2,040,760	856,626	-1,184,133	2,556,809	1,700,183	34%
48000	OTHER GOVERNMENT AND CITIZENS								
101 48130	CONTRIBUTIONS	13,500	0	13,500	0	-13,500	13,500	13,500	0%
101 48140	CONTRACTED SERVICES	0	-19,816	189,529	189,008	-520	195,000	5,992	97%
101 48990	OTHER REVENUE	0	0	26,250	111,810	85,560	0	-111,810	0%
101 48---	OTHER GOVERNMENT AND CITIZENS	13,500	-19,816	229,279	300,818	71,540	208,500	-92,318	144%
49000	OTHER SOURCES (NON-REVENUE)								
101 49500	OTHER LOANS ISSUED	0	0	0	3,091,000	3,091,000	3,091,000	0	100%
101 49700	INSURANCE RECOVERY	377	12,650	55,414	125,032	69,619	111,347	-13,685	112%
101 49800	TRANSFERS IN	6,000,000	1,161,651	6,337,049	1,161,651	-5,175,398	1,751,550	589,899	66%
101 49810	CITY GENERAL FUND TRANSFER	58,911	90	101,066	27,426	-73,641	119,675	92,249	23%
101 49999	USE OF FUND BALANCE	0	0	0	0	0	100,000	100,000	0%

Fnd Acct	Description	2023-24 June	2024-25 June	2023-24 YTD	2024-25 YTD	YTD INCREASE (DECREASE)	2024-25 BUDGET	REMAINING BUDGET	2024-25 % USED
101	GENERAL FUND								
49000	OTHER SOURCES (NON-REVENUE)								
101 49---	OTHER SOURCES (NON-REVENUE)	6,059,288	1,174,391	6,493,529	4,405,109	-2,088,420	5,173,572	768,463	85%
101 -----	GENERAL FUND	9,615,077	4,420,297	61,409,689	67,098,503	5,688,811	68,781,491	1,682,990	98%
		=====	=====	=====	=====	=====	=====	=====	=====

UNAUDITED

Fnd Acct	Description	2023-24 June	2024-25 June	2023-24 YTD	2024-25 YTD	YTD INCREASE (DECREASE)	2024-25 BUDGET	REMAINING BUDGET	2024-25 % USED
116	SOLID WASTE FUND								
40000	TOTAL LOCAL TAXES								
116 40110	CURRENT PROPERTY TAX	4,644	5,933	1,239,337	1,902,085	662,749	1,914,325	12,240	99%
116 40120	TRUSTEE COLLECTIONS - PRIOR YR	214	72	20,215	6,777	-13,438	20,471	13,694	33%
116 40125	TRUSTEE COLLECTIONS-BANKRUPTCY	44	6	94	6	-88	211	205	3%
116 40130	COURT COLLECTIONS-PRIOR YEARS	457	3,542	6,036	10,178	4,142	9,999	-179	102%
116 40140	INTEREST AND PENALTY	312	-83	6,115	5,685	-430	6,379	694	89%
116 40161	PAYMENT IN-LIEU-OF TAX - TVA	0	0	95	0	-95	95	95	0%
116 40162	PAYMENT IN-LIEU-OF TAX - UTIL	19,772	28,410	19,772	28,410	8,638	21,053	-7,357	135%
116 40163	PAYMENT IN-LIEU-OF TAX - OTHER	107	129	360	503	142	262	-241	192%
116 40270	BUSINESS TAX	12,824	14,406	56,669	71,825	15,156	50,000	-21,825	144%
116 40320	BANK EXCISE TAX	0	0	10,004	9,504	-500	10,000	496	95%
116 40---	TOTAL LOCAL TAXES	38,374	52,415	1,358,697	2,034,973	676,276	2,032,795	-2,178	100%
41000	TOTAL LICENSES AND PERMITS								
116 41110	MARRIAGE LICENSE	15	35	150	210	59	160	-50	131%
116 41---	TOTAL LICENSES AND PERMITS	15	35	150	210	59	160	-50	131%
43000	CHARGES FOR CURRENT SERVICES								
116 43116	SURCHARGE-WASTE TIRE DISPOSAL	48,654	25,259	128,363	94,837	-33,526	90,000	-4,837	105%
116 43990	OTHER CHARGES FOR SERVICES	0	0	700	0	-700	0	0	0%
116 43---	CHARGES FOR CURRENT SERVICES	48,654	25,259	129,063	94,837	-34,226	90,000	-4,837	105%
44000	TOTAL OTHER LOCAL REVENUE								
116 44110	INVESTMENT INCOME	0	0	3,169	0	-3,169	0	0	0%
116 44145	SALE OF RECYCLED MATERIALS	21,811	47,907	249,730	304,380	54,650	214,304	-90,076	142%
116 44170	MISCELLANEOUS REFUNDS	0	0	912	1,485	572	0	-1,485	0%
116 44---	TOTAL OTHER LOCAL REVENUE	21,811	47,907	253,811	305,865	52,053	214,304	-91,561	143%
46000	STATE OF TENNESSEE								
116 46170	SOLID WASTE GRANTS	0	0	21,871	0	-21,871	285,000	285,000	0%
116 46990	OTHER STATE REVENUES	-289	-3,289	123,485	124,649	1,164	120,000	-4,649	104%
116 46---	STATE OF TENNESSEE	-289	-3,289	145,356	124,649	-20,707	405,000	280,351	31%
49000	OTHER SOURCES (NON-REVENUE)								
116 49700	INSURANCE RECOVERY	0	291	0	1,924	1,924	0	-1,924	0%
116 49800	TRANSFERS IN	0	87,080	0	87,080	87,080	94,000	6,920	93%
116 49---	OTHER SOURCES (NON-REVENUE)	0	87,371	0	89,004	89,004	94,000	4,996	95%
116 -----	SOLID WASTE FUND	108,565	209,698	1,887,077	2,649,538	762,459	2,836,259	186,721	93%

Fnd Acct	Description	2023-24 June	2024-25 June	2023-24 YTD	2024-25 YTD	YTD INCREASE (DECREASE)	2024-25 BUDGET	REMAINING BUDGET	2024-25 % USED
122	DRUG FUND								
42000	FINES, FORFEITURES & PENALTIES								
122 42240	DRUG CONTROL FINES	-991	-1,306	1,826	2,467	641	3,500	1,033	70%
122 42340	DRUG CONTROL FINES	908	1,888	7,008	6,359	-649	10,000	3,641	64%
122 42910	PROCEEDS FROM CONFISCATED PROP	-77,836	149,651	0	165,671	165,671	0	-165,671	0%
122 42---	FINES, FORFEITURES & PENALTIES	-77,919	150,233	8,834	174,497	165,663	13,500	-160,997	1,293%
44000	TOTAL OTHER LOCAL REVENUE								
122 44110	INVESTMENT INCOME	0	0	1,490	0	-1,490	0	0	0%
122 44---	TOTAL OTHER LOCAL REVENUE	0	0	1,490	0	-1,490	0	0	0%
49000	OTHER SOURCES (NON-REVENUE)								
122 49800	TRANSFERS IN	4,027	0	4,027	0	-4,027	0	0	0%
122 49---	OTHER SOURCES (NON-REVENUE)	4,027	0	4,027	0	-4,027	0	0	0%
122 -----	DRUG FUND	-73,892	150,233	14,351	174,497	160,146	13,500	-160,997	1,293%
		=====	=====	=====	=====	=====	=====	=====	=====

UNAUDITED

Fnd Acct	Description	2023-24 June	2024-25 June	2023-24 YTD	2024-25 YTD	YTD INCREASE (DECREASE)	2024-25 BUDGET	REMAINING BUDGET	2024-25 % USED
127	ARPA - SPECIAL REVENUE FUND								
44000	TOTAL OTHER LOCAL REVENUE								
127 44110	INVESTMENT INCOME	0	0	47,216	0	-47,216	0	0	0%
127 44---	TOTAL OTHER LOCAL REVENUE	0	0	47,216	0	-47,216	0	0	0%
47000	FEDERAL GOVERNMENT								
127 47401	ARPA GRANT 1 - TDEC SWIG	135,021	0	4,238,781	626,251	-3,612,530	0	-626,251	0%
127 47590	OTHER FEDERAL THROUGH STATE	9,030	95,986	9,030	105,586	96,556	437,500	331,914	24%
127 47---	FEDERAL GOVERNMENT	144,051	95,986	4,247,811	731,837	-3,515,974	437,500	-294,337	167%
127 -----	ARPA - SPECIAL REVENUE FUND	144,051	95,986	4,295,027	731,837	-3,563,190	437,500	-294,337	167%

UNAUDITED

Fnd Acct	Description	2023-24 June	2024-25 June	2023-24 YTD	2024-25 YTD	YTD INCREASE (DECREASE)	2024-25 BUDGET	REMAINING BUDGET	2024-25 % USED
128	OPIOID LITIGATION SETTLEMENT								
44000	TOTAL OTHER LOCAL REVENUE								
128 44110	INVESTMENT INCOME	1,778	1,133	7,920	54,861	46,941	0	-54,861	0%
128 44---	TOTAL OTHER LOCAL REVENUE	1,778	1,133	7,920	54,861	46,941	0	-54,861	0%
46000	STATE OF TENNESSEE								
128 46845	OPIOID SETTLEMNT TN ABATEMENT C	0	0	561,253	362,612	-198,641	0	-362,612	0%
128 46---	STATE OF TENNESSEE	0	0	561,253	362,612	-198,641	0	-362,612	0%
48000	OTHER GOVERNMENT AND CITIZENS								
128 48991	OPIOID SETTLEMNT PAST REMEDIATI	0	12,962	446,282	163,141	-283,141	0	-163,141	0%
128 48---	OTHER GOVERNMENT AND CITIZENS	0	12,962	446,282	163,141	-283,141	0	-163,141	0%
128 -----	OPIOID LITIGATION SETTLEMENT	1,778	14,095	1,015,455	580,614	-434,841	0	-580,614	0%
		=====	=====	=====	=====	=====	=====	=====	=====

UNAUDITED

Fnd Acct	Description	2023-24 June	2024-25 June	2023-24 YTD	2024-25 YTD	YTD INCREASE (DECREASE)	2024-25 BUDGET	REMAINING BUDGET	2024-25 % USED
131	HIGHWAY FUND								
40000	TOTAL LOCAL TAXES								
131 40110	CURRENT PROPERTY TAX	17,910	12,047	4,780,257	4,887,934	107,677	4,922,550	34,616	99%
131 40120	TRUSTEE COLLECTIONS - PRIOR YR	845	286	78,155	21,563	-56,592	78,961	57,398	27%
131 40125	TRUSTEE COLLECTIONS-BANKRUPTCY	169	23	400	23	-376	812	789	3%
131 40130	COURT COLLECTIONS-PRIOR YEARS	1,761	8,729	23,283	26,173	2,891	38,571	12,398	68%
131 40140	INTEREST AND PENALTY	1,207	-279	23,987	18,772	-5,214	24,607	5,835	76%
131 40161	PAYMENT IN-LIEU-OF TAX - TVA	0	0	368	0	-368	363	363	0%
131 40162	PAYMENT IN-LIEU-OF TAX - UTIL	76,264	73,055	76,264	73,055	-3,210	81,201	8,146	90%
131 40163	PAYMENT IN-LIEU-OF TAX - OTHER	21,329	22,524	27,090	25,579	-1,511	1,015	-24,564	2,520%
131 40270	BUSINESS TAX	46,511	37,044	215,625	184,693	-30,932	156,157	-28,536	118%
131 40280	MINERAL SEVERANCE TAX	-3,851	-1,345	15,290	0	-15,290	24,000	24,000	0%
131 40320	BANK EXCISE TAX	0	0	38,585	24,438	-14,147	30,224	5,786	81%
131 40---	TOTAL LOCAL TAXES	162,145	152,084	5,279,304	5,262,230	-17,072	5,358,461	96,231	98%
41000	TOTAL LICENSES AND PERMITS								
131 41110	MARRIAGE LICENSE	56	74	580	540	-41	600	61	90%
131 41590	OTHER PERMITS	0	0	0	200	200	300	100	67%
131 41---	TOTAL LICENSES AND PERMITS	56	74	580	740	159	900	161	82%
43000	CHARGES FOR CURRENT SERVICES								
131 43990	OTHER CHARGES FOR SERVICES	0	153,713	0	207,483	207,483	0	-207,483	0%
131 43---	CHARGES FOR CURRENT SERVICES	0	153,713	0	207,483	207,483	0	-207,483	0%
44000	TOTAL OTHER LOCAL REVENUE								
131 44110	INVESTMENT INCOME	0	0	37,471	0	-37,471	0	0	0%
131 44120	LEASE/RENTALS	27,019	37,193	176,535	182,814	6,279	145,000	-37,814	126%
131 44130	SALE OF MATERIALS AND SUPPLIES	0	0	6,093	4,010	-2,083	0	-4,010	0%
131 44170	MISCELLANEOUS REFUNDS	66	0	3,074	1,838	-1,237	0	-1,838	0%
131 44530	SALE OF EQUIPMENT	39,000	0	63,300	10,284	-53,016	0	-10,284	0%
131 44---	TOTAL OTHER LOCAL REVENUE	66,085	37,193	286,473	198,946	-87,528	145,000	-53,946	137%
46000	STATE OF TENNESSEE								
131 46410	BRIDGE PROGRAM	0	0	716,313	0	-716,313	3,146,500	3,146,500	0%
131 46420	STATE AID PROGRAM	0	0	1,527,167	847,413	-679,755	1,200,000	352,588	71%
131 46920	GASOLINE AND MOTOR FUEL TAX	301,585	270,864	3,369,023	3,379,165	10,142	3,200,000	-179,165	106%
131 46925	HYBRID/ELECTRIC VEHICLE TAX	9,027	5,663	16,702	41,771	25,069	0	-41,771	0%
131 46930	PETROLEUM SPECIAL TAX	7,344	7,344	88,124	88,124	0	89,000	876	99%
131 46---	STATE OF TENNESSEE	317,956	283,871	5,717,329	4,356,473	-1,360,857	7,635,500	3,279,028	57%
48000	OTHER GOVERNMENT AND CITIZENS								
131 48120	PAVING AND MAINTENANCE	4,944	3,140	4,944	19,304	14,360	0	-19,304	0%
131 48---	OTHER GOVERNMENT AND CITIZENS	4,944	3,140	4,944	19,304	14,360	0	-19,304	0%

Fnd Acct	Description	2023-24 June	2024-25 June	2023-24 YTD	2024-25 YTD	YTD INCREASE (DECREASE)	2024-25 BUDGET	REMAINING BUDGET	2024-25 % USED
131	HIGHWAY FUND								
49000	OTHER SOURCES (NON-REVENUE)								
131 49700	INSURANCE RECOVERY	1,127	14,027	15,107	40,275	25,168	17,131	-23,144	235%
131 49800	TRANSFERS IN	0	6,302,460	0	6,302,460	6,302,460	9,062,000	2,759,540	70%
131 49---	OTHER SOURCES (NON-REVENUE)	1,127	6,316,487	15,107	6,342,735	6,327,628	9,079,131	2,736,396	70%
131 -----	HIGHWAY FUND	552,313	6,946,562	11,303,737	16,387,911	5,084,173	22,218,992	5,831,083	74%
		=====	=====	=====	=====	=====	=====	=====	=====

UNAUDITED

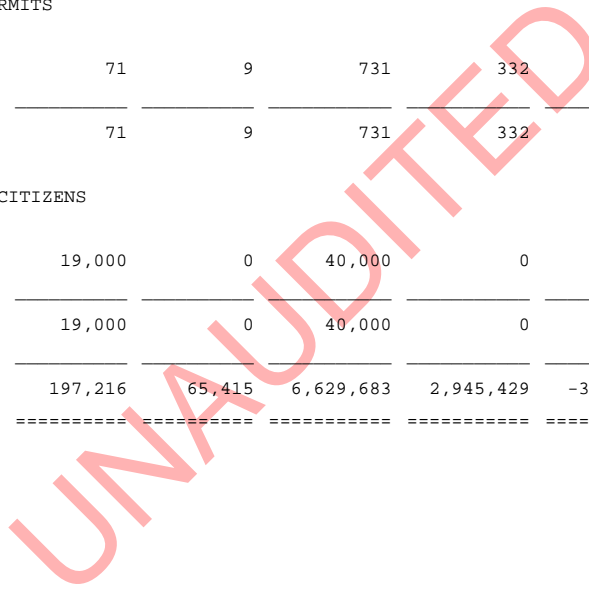
Fnd Acct	Description	2023-24 June	2024-25 June	2023-24 YTD	2024-25 YTD	YTD INCREASE (DECREASE)	2024-25 BUDGET	REMAINING BUDGET	2024-25 % USED
151	GENERAL DEBT SERVICE FUND								
40000	TOTAL LOCAL TAXES								
151 40110	CURRENT PROPERTY TAX	25,059	42,381	8,844,773	13,586,395	4,741,623	13,673,750	87,355	99%
151 40120	TRUSTEE COLLECTIONS - PRIOR YR	2,306	697	213,810	19,220	-194,590	240,000	220,780	8%
151 40125	TRUSTEE COLLECTIONS-BANKRUPTCY	464	57	1,055	57	-998	500	443	11%
151 40130	COURT COLLECTIONS-PRIOR YEARS	1,479	25,299	44,115	72,703	28,588	60,000	-12,703	121%
151 40140	INTEREST AND PENALTY	2,030	-550	55,295	41,339	-13,957	67,500	26,161	61%
151 40161	PAYMENT IN-LIEU-OF TAX - TVA	0	0	682	0	-682	1,010	1,010	0%
151 40162	PAYMENT IN-LIEU-OF TAX - UTIL	141,230	202,929	141,230	202,929	61,699	225,000	22,071	90%
151 40163	PAYMENT IN-LIEU-OF TAX - OTHER	764	921	2,574	3,592	1,017	3,000	-592	120%
151 40266	LITIGATION TAX - JAIL	25,921	31,421	315,617	340,271	24,654	244,000	-96,271	139%
151 40270	BUSINESS TAX	91,601	102,899	411,442	513,036	101,594	440,000	-73,036	117%
151 40320	BANK EXCISE TAX	0	0	71,454	67,883	-3,571	85,000	17,117	80%
151 40---	TOTAL LOCAL TAXES	290,854	406,054	10,102,047	14,847,425	4,745,377	15,039,760	192,335	99%
41000	TOTAL LICENSES AND PERMITS								
151 41110	MARRIAGE LICENSE	51	248	1,075	1,499	424	1,700	201	88%
151 41---	TOTAL LICENSES AND PERMITS	51	248	1,075	1,499	424	1,700	201	88%
44000	TOTAL OTHER LOCAL REVENUE								
151 44110	INVESTMENT INCOME	1,088,063	-4,112,746	4,447,705	996,213	-3,451,492	2,500,000	1,503,787	40%
151 44---	TOTAL OTHER LOCAL REVENUE	1,088,063	-4,112,746	4,447,705	996,213	-3,451,492	2,500,000	1,503,787	40%
49000	OTHER SOURCES (NON-REVENUE)								
151 49800	TRANSFERS IN	0	0	49,000	3,225	-45,775	35,225	32,000	9%
151 49---	OTHER SOURCES (NON-REVENUE)	0	0	49,000	3,225	-45,775	35,225	32,000	9%
151 -----	GENERAL DEBT SERVICE FUND	1,378,968	-3,706,444	14,599,827	15,848,362	1,248,534	17,576,685	1,728,323	90%
		=====	=====	=====	=====	=====	=====	=====	=====

Fnd Acct	Description	2023-24 June	2024-25 June	2023-24 YTD	2024-25 YTD	YTD INCREASE (DECREASE)	2024-25 BUDGET	REMAINING BUDGET	2024-25 % USED
152	RURAL DEBT SERVICE								
44000	TOTAL OTHER LOCAL REVENUE								
152 44110	INVESTMENT INCOME	0	0	180	0	-180	0	0	0%
152 44---	TOTAL OTHER LOCAL REVENUE	0	0	180	0	-180	0	0	0%
49000	OTHER SOURCES (NON-REVENUE)								
152 49800	TRANSFERS IN	28,241	28,241	338,892	338,892	0	338,892	0	100%
152 49---	OTHER SOURCES (NON-REVENUE)	28,241	28,241	338,892	338,892	0	338,892	0	100%
152 -----	RURAL DEBT SERVICE	28,241	28,241	339,072	338,892	-180	338,892	0	100%

UNAUDITED

Fnd Acct	Description	2023-24 June	2024-25 June	2023-24 YTD	2024-25 YTD	YTD INCREASE (DECREASE)	2024-25 BUDGET	REMAINING BUDGET	2024-25 % USED
171	GENERAL CAPITAL PROJECTS FUND								
40000	TOTAL LOCAL TAXES								
171 40110	CURRENT PROPERTY TAX	3,980	25,557	1,062,293	6,255,753	5,193,460	6,289,925	34,172	99%
171 40120	TRUSTEE COLLECTIONS - PRIOR YR	197	65	18,060	-16,415	-34,475	17,547	33,962	-94%
171 40125	TRUSTEE COLLECTIONS-BANKRUPTCY	38	5	229	5	-223	180	175	3%
171 40130	COURT COLLECTIONS-PRIOR YEARS	391	12,352	5,174	33,444	28,270	8,571	-24,873	390%
171 40140	INTEREST AND PENALTY	277	-144	6,759	11,957	5,198	5,469	-6,488	219%
171 40161	PAYMENT IN-LIEU-OF TAX - TVA	0	0	82	0	-82	82	82	0%
171 40162	PAYMENT IN-LIEU-OF TAX - UTIL	16,948	93,348	16,948	93,348	76,400	18,044	-75,304	517%
171 40163	PAYMENT IN-LIEU-OF TAX - OTHER	351	424	569	1,652	1,083	226	-1,426	731%
171 40270	BUSINESS TAX	16,571	47,334	54,152	235,997	181,845	34,701	-201,296	680%
171 40320	BANK EXCISE TAX	0	0	8,574	31,226	22,652	6,716	-24,510	465%
171 40---	TOTAL LOCAL TAXES	38,753	178,941	1,172,840	6,646,967	5,474,128	6,381,461	-265,506	104%
41000	TOTAL LICENSES AND PERMITS								
171 41110	MARRIAGE LICENSE	12	143	129	657	528	134	-523	490%
171 41---	TOTAL LICENSES AND PERMITS	12	143	129	657	528	134	-523	490%
44000	TOTAL OTHER LOCAL REVENUE								
171 44110	INVESTMENT INCOME	0	0	103,643	0	-103,643	0	0	0%
171 44170	MISCELLANEOUS REFUNDS	138	0	160	0	-160	0	0	0%
171 44540	SALE OF PROPERTY	0	0	0	1,507,000	1,507,000	1,507,000	0	100%
171 44---	TOTAL OTHER LOCAL REVENUE	138	0	103,803	1,507,000	1,403,197	1,507,000	0	100%
47000	FEDERAL GOVERNMENT								
171 47590	OTHER FEDERAL THROUGH STATE	83,017	0	83,017	1,056,971	973,954	208,483	-848,488	507%
171 47---	FEDERAL GOVERNMENT	83,017	0	83,017	1,056,971	973,954	208,483	-848,488	507%
49000	OTHER SOURCES (NON-REVENUE)								
171 49200	NOTES ISSUED	5,000,000	0	5,000,000	0	-5,000,000	0	0	0%
171 49800	TRANSFERS IN	0	0	9,616	0	-9,616	0	0	0%
171 49810	CITY GENERAL FUND TRANSFER	24,808	-24,808	24,808	0	-24,808	0	0	0%
171 49---	OTHER SOURCES (NON-REVENUE)	5,024,808	-24,808	5,034,424	0	-5,034,424	0	0	0%
171 -----	GENERAL CAPITAL PROJECTS FUND	5,146,728	154,276	6,394,213	9,211,595	2,817,383	8,097,078	-1,114,517	114%
		=====	=====	=====	=====	=====	=====	=====	=====

Fnd Acct	Description	2023-24 June	2024-25 June	2023-24 YTD	2024-25 YTD	YTD INCREASE (DECREASE)	2024-25 BUDGET	REMAINING BUDGET	2024-25 % USED
177	EDUCATION CAPITAL PROJECTS								
40000	TOTAL LOCAL TAXES								
177 40110	CURRENT PROPERTY TAX	22,553	-81	6,019,592	2,708,819	-3,310,773	2,734,750	25,931	99%
177 40120	TRUSTEE COLLECTIONS - PRIOR YR	1,049	355	97,528	46,760	-50,768	48,300	1,540	97%
177 40125	TRUSTEE COLLECTIONS-BANKRUPTCY	213	29	376	29	-347	500	471	6%
177 40130	COURT COLLECTIONS-PRIOR YEARS	2,218	4,051	29,319	14,541	-14,778	23,500	8,959	62%
177 40140	INTEREST AND PENALTY	1,510	-298	28,292	17,460	-10,832	15,000	-2,460	116%
177 40161	PAYMENT IN-LIEU-OF TAX - TVA	0	0	464	0	-464	200	200	0%
177 40162	PAYMENT IN-LIEU-OF TAX - UTIL	96,037	40,586	96,037	40,586	-55,451	49,600	9,014	82%
177 40163	PAYMENT IN-LIEU-OF TAX - OTHER	153	184	1,384	718	-665	600	-118	120%
177 40270	BUSINESS TAX	54,412	20,580	267,371	102,607	-164,764	96,000	-6,607	107%
177 40320	BANK EXCISE TAX	0	0	48,589	13,577	-35,012	18,600	5,023	73%
177 40---	TOTAL LOCAL TAXES	178,145	65,406	6,588,952	2,945,097	-3,643,854	2,987,050	41,953	99%
41000	TOTAL LICENSES AND PERMITS								
177 41110	MARRIAGE LICENSE	71	9	731	332	-399	400	68	83%
177 41---	TOTAL LICENSES AND PERMITS	71	9	731	332	-399	400	68	83%
48000	OTHER GOVERNMENT AND CITIZENS								
177 48990	OTHER REVENUE	19,000	0	40,000	0	-40,000	0	0	0%
177 48---	OTHER GOVERNMENT AND CITIZENS	19,000	0	40,000	0	-40,000	0	0	0%
177 -----	EDUCATION CAPITAL PROJECTS	197,216	65,415	6,629,683	2,945,429	-3,684,253	2,987,450	42,021	99%



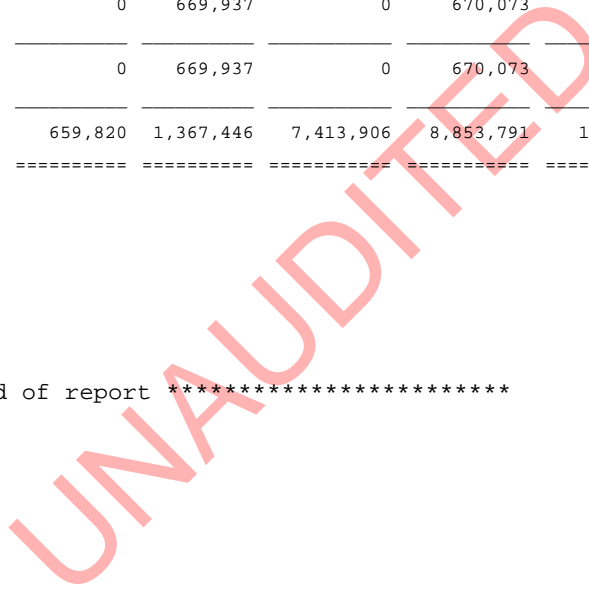
Fnd Acct	Description	2023-24 June	2024-25 June	2023-24 YTD	2024-25 YTD	YTD INCREASE (DECREASE)	2024-25 BUDGET	REMAINING BUDGET	2024-25 % USED
178	HELENE RECOVERY FUND 2025								
44000	TOTAL OTHER LOCAL REVENUE								
178 44110	INVESTMENT INCOME	0	2,321	0	2,321	2,321	0	-2,321	0%
178 44---	TOTAL OTHER LOCAL REVENUE	0	2,321	0	2,321	2,321	0	-2,321	0%
49000	OTHER SOURCES (NON-REVENUE)								
178 49200	NOTES ISSUED	0	74,755,000	0	74,755,000	74,755,000	0	-74,755,000	0%
178 49410	PREMIUMS ON DEBT ISSUED	0	3,663,197	0	3,663,197	3,663,197	0	-3,663,197	0%
178 49---	OTHER SOURCES (NON-REVENUE)	0	78,418,197	0	78,418,197	78,418,197	0	-78,418,197	0%
178 -----	HELENE RECOVERY FUND 2025	0	78,420,518	0	78,420,518	78,420,518	0	-78,420,518	0%
		=====	=====	=====	=====	=====	=====	=====	=====

UNAUDITED

Fnd Acct	Description	2023-24 June	2024-25 June	2023-24 YTD	2024-25 YTD	YTD INCREASE (DECREASE)	2024-25 BUDGET	REMAINING BUDGET	2024-25 % USED
263	EMPLOYEE SELF-INSURANCE FUND								
43000	CHARGES FOR CURRENT SERVICES								
263 43101	SELF-INSURANCE PREMIUMS/CONTRI	652,675	695,464	7,290,793	8,132,266	841,473	8,157,395	25,129	100%
263 43---	CHARGES FOR CURRENT SERVICES	652,675	695,464	7,290,793	8,132,266	841,473	8,157,395	25,129	100%
44000	TOTAL OTHER LOCAL REVENUE								
263 44110	INVESTMENT INCOME	0	0	17,547	0	-17,547	0	0	0%
263 44160	RETIREE INSURANCE PAYMENTS	7,145	2,045	105,566	51,452	-54,114	70,000	18,548	74%
263 44---	TOTAL OTHER LOCAL REVENUE	7,145	2,045	123,113	51,452	-71,661	70,000	18,548	74%
49000	OTHER SOURCES (NON-REVENUE)								
263 49700	INSURANCE RECOVERY	0	669,937	0	670,073	670,073	0	-670,073	0%
263 49---	OTHER SOURCES (NON-REVENUE)	0	669,937	0	670,073	670,073	0	-670,073	0%
263 -----	EMPLOYEE SELF-INSURANCE FUND	659,820	1,367,446	7,413,906	8,853,791	1,439,885	8,227,395	-626,396	108%
		=====	=====	=====	=====	=====	=====	=====	=====

Number of Accounts: 275

\*\*\*\*\* End of report \*\*\*\*\*



Obj	Account Level Description	June 2023-24	June 2024-25	2023-24 FY Activity	2024-25 Expensed	2024-25 BUDGET	REMAINING BUDGET	% OF BUDGET
101	GENERAL FUND							
51100	COUNTY COMMISSION							
000	-							
191	BOARD MEMBER FEES	5,625	5,625	67,500	66,750	67,500	750	99%
199	OTHER PER DIEM AND FEES	100	100	1,200	1,200	1,200	0	100%
201	SOCIAL SECURITY	355	355	4,259	4,213	4,200	-13	100%
204	PENSIONS	508	575	6,099	6,807	6,400	-407	106%
212	EMPLOYER MEDICARE	83	83	996	986	990	4	100%
312	CONTRACTS - PRIVATE AGENCI	429	3,752	4,272	45,298	90,492	45,194	50%
320	DUES AND MEMBERSHIPS	0	0	9,077	9,277	10,817	1,540	86%
330	LEASE/SBITA PAYMENTS	0	0	0	4,860	4,860	0	100%
334	MAINTENANCE AGREEMENTS	0	0	11,357	3,427	9,940	6,513	34%
351	RENTALS	0	0	65	0	300	300	0%
355	TRAVEL	0	923	4,939	11,440	8,000	-3,440	143%
356	REGISTRATION FEES	0	400	3,000	5,780	3,950	-1,830	146%
422	FOOD SUPPLIES	0	0	1,441	945	1,000	55	95%
435	OFFICE SUPPLIES	0	25	535	433	500	67	87%
513	WORKERS' COMPENSATION INSU	0	0	125	1,540	1,600	60	96%
599	OTHER CHARGES	0	0	0	0	2,000	2,000	0%
799	OTHER CAPITAL OUTLAY	0	0	0	0	40,108	40,108	0%
---		7,100	11,838	114,865	162,956	253,857	90,901	64%
---		7,100	11,838	114,865	162,956	253,857	90,901	64%
=====								
51210	BOARD OF EQUALIZATION							
000	-							
191	BOARD & COMMITTEE MEMBERS	6,450	2,870	6,450	12,380	13,400	1,020	92%
513	WORKERS' COMPENSATION INSU	0	0	0	250	250	0	100%
---		6,450	2,870	6,450	12,630	13,650	1,020	93%
---		6,450	2,870	6,450	12,630	13,650	1,020	93%
=====								
51300	COUNTY MAYOR							
000	-							
101	COUNTY OFFICIAL	13,203	13,863	158,436	166,356	166,357	1	100%
103	ASSISTANT(S)	5,277	5,827	66,281	70,459	70,467	8	100%
201	SOCIAL SECURITY	1,317	1,389	14,187	14,930	14,680	-250	102%
204	PENSIONS	2,235	2,482	27,045	29,623	29,580	-43	100%
205	EMPLOYEE AND DEPENDENT INS	2,134	2,241	24,664	26,252	26,700	448	98%
212	EMPLOYER MEDICARE	308	325	3,318	3,492	3,440	-52	102%
299	OTHER FRINGE BENEFITS	3,015	2,991	7,086	7,161	6,600	-561	109%
307	COMMUNICATION (CO MAYOR)	92	68	552	494	1,500	1,006	33%
312	CONTRACTS - PRIVATE AGENCI	61	131	61	261	250	-11	104%
320	DUES AND MEMBERSHIPS	0	0	2,830	3,050	6,600	3,550	46%
330	LEASE/SBITA PAYMENTS	0	0	0	103	0	-103	0%
334	MAINTENANCE AGREEMENTS	686	466	2,639	2,883	3,350	467	86%
348	POSTAL CHARGES (CO MAYOR)	3	4	11	54	100	46	54%
351	RENTALS	0	0	3,158	3,164	3,400	236	93%
355	TRAVEL (CO MAYOR)	155	145	1,436	2,512	4,000	1,488	63%
356	REGISTRATION FEES	0	675	650	1,950	1,000	-950	195%
414	DUPLICATING SUPPLIES	0	0	234	212	300	88	71%
435	OFFICE SUPPLIES (CO MAYOR)	0	0	248	73	300	227	24%

Obj	Account Level	June 2023-24	June 2024-25	2023-24 FY Activity	2024-25 Expensed	2024-25 BUDGET	REMAINING BUDGET	% OF BUDGET
101	GENERAL FUND							
51300	COUNTY MAYOR							
000	-							
437	PERIODICALS	180	0	180	0	300	300	0%
506	INSURANCE-LIABILITY	0	0	0	711	0	-711	0%
513	WORKERS' COMPENSATION INSU	0	0	377	3,614	3,740	126	97%
599	OTHER CHARGES	0	0	75	984	1,720	736	57%
---		28,666	30,607	313,468	338,338	344,384	6,046	98%
---		28,666	30,607	313,468	338,338	344,384	6,046	98%
=====								
51400	COUNTY ATTORNEY							
000	-							
105	SUPERVISOR/DIRECTOR	13,816	14,655	175,430	180,040	180,050	10	100%
133	PARAPROFESSIONALS	4,277	4,623	47,937	55,521	55,528	7	100%
201	SOCIAL SECURITY	1,081	1,136	13,090	13,884	14,570	686	95%
204	PENSIONS	2,218	2,478	26,912	29,514	29,340	-174	101%
205	EMPLOYEE AND DEPENDENT INS	1,414	1,484	16,338	17,390	17,700	310	98%
212	EMPLOYER MEDICARE	253	266	3,140	3,289	3,410	121	96%
307	COMMUNICATION	68	68	157	408	0	-408	0%
320	DUES AND MEMBERSHIPS	609	409	783	783	1,250	467	63%
330	LEASE/SBITA PAYMENTS	0	527	0	6,604	6,510	-94	101%
331	LEGAL SERVICES	390	3,230	29,013	13,997	50,000	36,003	28%
332	LEGAL NOTICES	0	0	80	179	500	321	36%
333	LICENSES	0	0	0	25	0	-25	0%
334	MAINTENANCE AGREEMENTS	207	219	2,104	2,349	5,390	3,041	44%
348	POSTAL CHARGES	50	10	137	121	200	79	61%
351	RENTALS	70	70	1,022	1,077	1,300	223	83%
355	TRAVEL	0	0	440	0	800	800	0%
356	REGISTRATION FEES	0	0	995	907	2,225	1,318	41%
411	DATA PROCESSING SUPPLIES	0	0	0	0	200	200	0%
435	OFFICE SUPPLIES	1,020	55	2,708	1,159	3,000	1,841	39%
437	PERIODICALS	597	88	7,067	968	1,415	447	68%
499	OTHER SUPPLIES AND MATERIA	0	0	105	0	335	335	0%
506	INSURANCE-LIABILITY	0	0	0	356	0	-356	0%
508	SURETY BONDS	0	0	0	50	0	-50	0%
513	WORKERS' COMPENSATION INSU	0	0	390	76	240	164	32%
599	OTHER CHARGES	0	0	0	0	500	500	0%
---		26,070	29,318	327,848	328,697	374,463	45,766	88%
024	HELENE STORM DAMAGE 9-2024							
331		0	475	0	475	0	-475	0%
---		0	475	0	475	0	-475	0%
050	ENVIRONMENTAL COURT CLEAN-UP							
332	ENVIRON COURT RECORDING FE	0	0	42	0	0	0	0%
---		0	0	42	0	0	0	0%
---		26,070	29,793	327,890	329,172	374,463	45,291	88%
=====								

Obj	Account Level Description	June 2023-24	June 2024-25	2023-24 FY Activity	2024-25 Expensed	2024-25 BUDGET	REMAINING BUDGET	% OF BUDGET
101	GENERAL FUND							
51500	ELECTION COMMISSION							
000	-							
101	COUNTY OFFICIAL	8,502	0	102,029	65,522	85,931	20,409	76%
106	DEPUTIES	18,201	18,834	205,939	244,646	250,800	6,154	98%
169	PART-TIME PERSONNEL	60	2,160	64,001	162,727	164,850	2,123	99%
192	ELECTION COMMISSION	0	0	22,200	22,200	22,200	0	100%
193	ELECTION WORKERS	0	140	24,280	52,815	65,000	12,185	81%
201	SOCIAL SECURITY	1,556	1,145	23,429	26,717	29,360	2,643	91%
204	PENSIONS	3,596	2,422	32,028	35,930	42,720	6,790	84%
205	EMPLOYEE AND DEPENDENT INS	4,744	4,024	64,263	49,081	59,300	10,219	83%
210	UNEMPLOYMENT COMPENSATION	0	3	0	52	53	1	98%
212	EMPLOYER MEDICARE	364	286	5,480	6,596	6,880	284	96%
299	OTHER FRINGE BENEFITS	0	0	183	0	0	0	0%
312	CONTRACTS - PRIVATE AGENCI	65	65	23,262	1,783	6,500	4,717	27%
317	DATA PROCESSING SERVICES	0	0	7,809	7,389	12,000	4,611	62%
320	DUES AND MEMBERSHIPS	0	0	800	800	1,475	675	54%
330	LEASE/SBITA PAYMENTS	0	2,713	0	8,259	11,946	3,687	69%
332	LEGAL NOTICES	1,001	0	3,791	2,660	5,700	3,040	47%
334	MAINTENANCE AGREEMENTS	617	750	38,571	31,784	52,454	20,670	61%
348	POSTAL CHARGES (ELECTION C	-20,340	22,084	-321	28,434	20,000	-8,434	142%
349	PRINTING	540	870	3,174	3,857	11,000	7,143	35%
350	INTERNET CONNECTIVITY	795	795	9,653	12,727	12,640	-87	101%
351	RENTALS (ELECTION COMM)	588	377	16,536	7,612	9,536	1,924	80%
351	RENTALS/DISCOUNTS TAKEN	-1	-1	-1	-7	0	7	0%
355	TRAVEL (ELECTION COMM)	856	5,544	11,794	12,613	16,000	3,387	79%
356	REGISTRATION FEES	0	0	276	160	500	340	32%
410	CUSTODIAL SUPPLIES	0	0	238	255	1,500	1,245	17%
411	DATA PROCESSING SUPPLIES	0	0	2,205	82	7,200	7,118	1%
414	DUPLICATING SUPPLIES	0	0	0	0	1,200	1,200	0%
415	ELECTRICITY	789	720	4,609	5,652	5,000	-652	113%
422	FOOD SUPPLIES	0	0	132	400	700	300	57%
434	NATURAL GAS	56	114	2,222	2,297	2,300	3	100%
435	OFFICE SUPPLIES (ELECTION	305	0	9,640	6,975	14,000	7,025	50%
442	PROPANE GAS	0	0	136	0	0	0	0%
454	WATER AND SEWER	123	122	742	758	800	42	95%
499	OTHER SUPPL & MATERI (ELEC	0	0	7,156	229	230	1	100%
502	INSURANCE-BLDG AND CONTENT	0	0	4,171	3,080	3,100	20	99%
506	LIABILITY INSURANCE	0	0	12,605	13,398	14,000	602	96%
513	WORKERS' COMPENSATION INSU	0	0	1,071	2,369	2,800	431	85%
515	LIABILITY CLAIMS	5,500	0	5,500	2,500	2,500	0	100%
709	DATA PROCESSING EQUIPMENT	0	0	6,919	8,641	10,630	1,989	81%
711	FURNITURE AND FIXTURES	0	0	4,939	184	500	316	37%
719	OFFICE EQUIPMENT	0	0	307	0	2,000	2,000	0%
---		27,917	63,167	721,768	831,177	955,305	124,128	87%
634	FY24 TN DATA PROC EQUIP GRANT							
709	DATA PROC EQUIP FY24 TN GR	0	0	2,403	0	0	0	0%
---		0	0	2,403	0	0	0	0%
---		27,917	63,167	724,171	831,177	955,305	124,128	87%

Obj	Account Level Description	June 2023-24	June 2024-25	2023-24 FY Activity	2024-25 Expensed	2024-25 BUDGET	REMAINING BUDGET	% OF BUDGET
101	GENERAL FUND							
51600	REGISTER OF DEEDS							
000	-							
101	COUNTY OFFICIAL	9,447	9,920	113,366	119,034	119,034	0	100%
106	DEPUTIES	25,927	24,826	300,301	324,169	324,174	5	100%
169	PART-TIME PERSONNEL	1,082	1,175	16,295	17,906	18,408	502	97%
187	OVERTIME PAY	0	0	0	140	140	0	100%
201	SOCIAL SECURITY	2,129	2,047	25,095	26,905	28,450	1,545	95%
204	PENSIONS	4,034	4,723	49,543	49,402	55,100	5,698	90%
205	EMPLOYEE AND DEPENDENT INS	9,296	10,489	107,424	113,029	116,100	3,071	97%
206	LIFE INSURANCE	0	0	0	5,218	5,218	0	100%
212	EMPLOYER MEDICARE	498	479	5,869	6,292	6,670	378	94%
307	COMMUNICATION (REG.OF DEED)	38	38	228	227	240	13	95%
312	CONTRACTS - PRIVATE AGENCI	33	30	541	503	600	97	84%
317	DATA PROCESSING SERVICES	0	6,455	0	22,325	10,994	-11,331	203%
320	DUES AND MEMBERSHIPS	50	50	1,185	1,242	1,500	258	83%
330	LEASE/SBITA PAYMENTS	380	0	380	0	0	0	0%
334	MAINTENANCE AGREEMENTS	44	48	18,814	6,923	11,006	4,083	63%
334	MAINTENANCE AGREEMENT/DISC	0	0	0	-868	0	868	0%
348	POSTAL CHARGES (REGISTER)	316	698	1,249	1,960	1,960	0	100%
351	RENTALS (REGISTER)	601	601	1,954	1,954	3,000	1,046	65%
355	TRAVEL (REGISTER)	88	839	826	2,688	2,800	112	96%
356	REGISTRATION FEES	0	0	1,370	975	2,000	1,025	49%
411	DATA PROCESSING SUPPLIES	0	0	2,719	2,801	3,500	699	80%
414	DUPLICATING SUPPLIES	0	0	755	521	900	379	58%
435	OFFICE SUPPLIES (REGISTER)	0	73	4,029	4,363	5,142	779	85%
437	PERIODICALS (REGISTER)	0	0	0	0	200	200	0%
499	OTHER SUPPLIES AND MATERIA	0	0	0	0	200	200	0%
506	INSURANCE-LIABILITY	0	0	0	1,381	0	-1,381	0%
513	WORKERS' COMPENSATION INSU	0	0	630	2,720	3,000	280	91%
599	OTHER CHARGES (REGISTER)	0	0	0	338	500	162	68%
709	DATA PROCESSING EQUIPMENT	0	0	2,000	0	2,000	2,000	0%
799	OTHER CAPITAL OUTLAY	0	0	3,402	4,358	4,358	0	100%
---		53,963	62,491	657,975	716,506	727,194	10,688	99%
806	DATA PROCESSING - REGISTER							
317	DATA PROCESSING SERVICES	0	0	0	0	11,000	11,000	0%
709	DATA PROCESSING EQ - RESER	0	0	6,016	0	0	0	0%
---		0	0	6,016	0	11,000	11,000	0%
---		53,963	62,491	663,991	716,506	738,194	21,688	97%
=====								
51720	PLANNING							
000	-							
103	ASSISTANT(S)	8,282	10,064	103,760	95,546	112,660	17,114	85%
105	SUPERVISOR/DIRECTOR	7,631	7,768	87,068	79,122	94,185	15,063	84%
187	OVERTIME PAY	0	2,771	0	6,079	7,000	921	87%
191	BOARD AND COMMITTEE MEMBER	300	420	3,540	3,060	4,000	940	77%
201	SOCIAL SECURITY	971	1,283	11,663	11,018	13,100	2,082	84%
204	PENSIONS	1,949	2,291	22,992	21,719	25,870	4,151	84%
205	EMPLOYEE AND DEPENDENT INS	1,916	2,012	22,141	23,567	24,000	433	98%
212	EMPLOYER MEDICARE	227	300	2,727	2,577	3,080	503	84%

Obj	Account Level Description	June 2023-24	June 2024-25	2023-24 FY Activity	2024-25 Expensed	2024-25 BUDGET	REMAINING BUDGET	% OF BUDGET
101	GENERAL FUND							
51720	PLANNING							
000	-							
299	OTHER FRINGE BENEFITS	24	12	471	576	600	24	96%
320	DUES AND MEMBERSHIPS	608	608	648	893	937	44	95%
330	LEASE/SBITA PAYMENTS	0	0	0	5,056	0	-5,056	0%
332	LEGAL NOTICES RECORDING	51	60	1,037	702	1,500	798	47%
334	MAINTENANCE AGREEMENTS	0	0	10,997	0	12,200	12,200	0%
355	TRAVEL	225	0	1,180	1,763	2,527	764	70%
356	REGISTRATION FEES	0	0	275	541	500	-41	108%
411	DATA PROCESSING SUPPLIES	0	0	907	958	1,000	42	96%
506	INSURANCE-LIABILITY	0	0	0	546	0	-546	0%
511	INSURANCE-VEHICLE/EQUIP	0	0	441	402	450	48	89%
513	WORKERS' COMPENSATION INSU	0	0	1,543	1,005	300	-705	335%
515	LIABILITY CLAIMS	0	0	0	500	0	-500	0%
---		22,184	27,589	271,390	255,630	303,909	48,279	84%
024	HELENE STORM DAMAGE 9-2024							
103	PLANNING ASST - HELENE	0	0	0	17,553	18,000	447	98%
105	DIRECTOR - HELENE	0	0	0	15,436	17,000	1,564	91%
187	OT - HELENE	0	902	0	30,400	31,018	618	98%
201	SOCIAL SECURITY - HELENE	0	55	0	3,974	4,093	119	97%
204	PENSIONS - HELENE	0	114	0	8,102	8,252	150	98%
212	EMPLOYER MEDICARE - HELENE	0	13	0	929	962	33	97%
---		0	1,084	0	76,394	79,325	2,931	96%
---		22,184	28,673	271,390	332,024	383,234	51,210	87%
51750	CODES COMPLIANCE							
000	-							
103	ASSISTANT(S)	3,509	4,604	43,661	51,752	52,651	900	98%
105	SUPERVISOR/DIRECTOR	5,664	6,267	71,682	73,642	83,850	10,208	88%
189	OTHER SALARIES & WAGES	9,402	10,861	59,184	127,975	127,980	5	100%
201	SOCIAL SECURITY	1,099	1,270	10,186	14,955	16,180	1,225	92%
204	PENSIONS	2,276	2,793	21,037	31,748	32,560	812	98%
205	EMPLOYEE AND DEPENDENT INS	4,744	5,938	54,816	71,158	59,300	-11,858	120%
212	EMPLOYER MEDICARE	257	297	2,382	3,498	3,800	302	92%
307	COMMUNICATION	703	617	3,327	3,824	6,700	2,876	57%
312	CONTRACTS - PRIVATE AGENCI	22	3,857	761	10,677	4,565	-6,112	234%
320	DUES AND MEMBERSHIPS	245	0	1,325	615	1,300	685	47%
330	LEASE/SBITA PAYMENTS	431	0	431	7,571	7,237	-334	105%
332	LEGAL NOTICES	0	0	0	0	400	400	0%
333	LICENSES	45	0	70	81	45	-36	180%
334	MAINTENANCE AGREEMENTS	417	240	9,509	2,124	2,983	859	71%
338	MAINTENANCE & REPAIR - VEH	0	4,156	0	4,531	18,485	13,954	25%
348	POSTAL CHARGES	255	172	923	830	650	-180	128%
350	INTERNET CONNECTIVITY	170	204	851	1,422	0	-1,422	0%
351	RENTALS	281	281	3,372	3,372	7,000	3,628	48%
355	TRAVEL	0	0	791	1,198	1,500	302	80%
356	REGISTRATION FEES	0	0	650	1,057	2,000	943	53%
411	DATA PROCESSING SUPPLIES	0	0	1,636	1,286	1,641	355	78%
414	DUPLICATING SUPPLIES (CODE	0	0	589	592	600	8	99%

Obj	Account Level Description	June 2023-24	June 2024-25	2023-24 FY Activity	2024-25 Expensed	2024-25 BUDGET	REMAINING BUDGET	% OF BUDGET
101	GENERAL FUND							
51750	CODES COMPLIANCE							
000	-							
422	FOOD SUPPLIES	0	0	0	0	100	100	0%
425	GASOLINE	1,167	1,077	6,217	7,926	7,820	-106	101%
435	OFFICE SUPPLIES	696	335	5,908	9,932	5,950	-3,982	167%
437	PERIODICALS	30	0	248	80	500	420	16%
450	TIRES AND TUBES	0	0	0	0	500	500	0%
451	UNIFORMS	390	0	1,200	1,091	1,500	409	73%
453	VEHICLE PARTS	0	0	0	666	1,652	986	40%
471	SOFTWARE	0	0	209	0	3,300	3,300	0%
506	INSURANCE-LIABILITY	0	0	0	750	0	-750	0%
508	SURETY BONDS	0	0	50	50	0	-50	0%
511	VEHICLE AND EQUIPMENT INSU	0	0	1,391	1,529	1,300	-229	118%
513	WORKERS' COMPENSATION INSU	0	0	2,324	1,400	200	-1,200	700%
709	DATA PROCESSING EQUIPMENT	2,154	0	3,783	4,734	5,000	266	95%
711	FURNITURE AND FIXTURES	224	0	1,834	0	0	0	0%
---		34,181	42,969	310,347	442,066	459,249	17,184	96%
024	HELENE STORM DAMAGE 9-2024							
103	ASSISTANTS - HELENE	0	0	0	1,107	1,500	393	74%
105	DIRECTOR - HELENE	0	983	0	10,540	12,000	1,460	88%
187	OT - HELENE	0	552	0	11,479	12,255	776	94%
189	OTHER SALARIES - HELENE	0	0	0	516	520	4	99%
201	SOCIAL SECURITY - HELENE	0	91	0	1,405	1,637	232	86%
204	PENSIONS - HELENE	0	194	0	2,958	3,289	331	90%
212	EMPLOYER MEDICARE - HELENE	0	21	0	328	383	55	86%
312	CONTRACTS/HELENE STORM	0	0	0	11,457	11,460	3	100%
---		0	1,841	0	39,790	43,044	3,254	92%
050	ENVIRONMENTAL COURT CLEAN-UP							
189	OTHER WAGES - ENV COURT	2,827	3,615	30,883	43,065	43,070	5	100%
201	SOCIAL SECURITY - ENV CLEA	175	216	1,873	2,596	2,670	74	97%
204	PENSIONS - ENV CLEANUP	-201	652	1,286	5,189	5,370	181	97%
205	HEALTH INSURANCE/ENV CLEAN	721	757	6,089	8,863	9,000	137	98%
212	MEDICARE - ENV CLEANUP	41	51	438	607	630	23	96%
299	OTH FRINGE BENEFITS/ENV CO	33	21	33	54	0	-54	0%
307	COMMUNICATION - ENV CLEANU	84	84	502	503	800	297	63%
348	POSTAL CHARGES - ENV CLEAN	146	135	928	240	1,000	760	24%
349	PRINTING, STATIONERY AND F	0	0	45	0	100	100	0%
350	INT CONNECTIVITY/ENV CT CL	68	68	408	408	0	-408	0%
355	TRAVEL/ENV COURT CLEAN-UP	0	0	27	0	0	0	0%
356	REGISTRATION FEE - ENV CLE	0	0	250	0	0	0	0%
425	GASOLINE - ENV CLEANUP	170	99	854	636	1,630	994	39%
435	OFFICE SUPPLIES - ENV CLEA	0	0	464	354	500	146	71%
451	UNIFORMS - ENV CLEANUP	0	0	280	159	300	141	53%
453	VEHICLE PARTS - ENV CLEANU	0	0	0	0	400	400	0%
506	INSURANCE-LIABILITY/ENV CR	0	0	0	191	0	-191	0%
511	VEHICLE INS - ENV CLEANUP	0	0	497	698	500	-198	140%
513	WORKERS' COMPENSATION INSU	0	0	1,406	124	100	-24	124%
536	HAZARDOUS WASTE CLEANUP	11,600	0	15,762	5,275	25,000	19,725	21%
709	DATA PROCESS EQPT - ENV CL	0	0	0	0	350	350	0%

Obj	Account Level Description	June 2023-24	June 2024-25	2023-24 FY Activity	2024-25 Expensed	2024-25 BUDGET	REMAINING BUDGET	% OF BUDGET
101	GENERAL FUND							
51750	CODES COMPLIANCE							
050	ENVIRONMENTAL COURT CLEAN-UP							
---		15,664	5,698	62,025	68,962	91,420	22,458	75%
---		49,845	50,508	372,372	550,818	593,713	42,896	93%
=====								
51800	COUNTY BUILDINGS							
000	-							
312	CONTRACTS - PRIVATE AGENCI	0	0	1,535	19,509	20,040	531	97%
330	LEASE/SBITA PAYMENTS	3,880	0	3,880	0	0	0	0%
330	LEASE PMTS/CITI BLDG GRAY	0	0	0	27,771	44,280	16,509	63%
334	MAINTENANCE AGREEMENTS	4,576	310	51,439	51,515	63,650	12,135	81%
334	MAINTENANCE AGREEMENTS/CIT	0	0	0	39,765	43,550	3,785	91%
335	MAINTENANCE & REPAIR - BLD	10,339	1,362	35,926	26,724	28,000	1,276	95%
335	MAINT & REPAIR BLDG/CITI B	0	0	0	596	0	-596	0%
336	MAINTENANCE AND REPAIR EQU	566	2,954	9,258	19,125	15,400	-3,725	124%
347	PEST CONTROL	0	0	2,115	2,300	3,300	1,000	70%
347	DISCOUNTS TAKEN	0	0	0	-185	0	185	0%
351	RENTALS	505	623	4,802	7,047	8,200	1,153	86%
351	DISCOUNTS TAKEN	-10	-10	-92	-72	0	72	0%
351	DISCOUNTS TAKEN/CITI BLDG	0	-2	0	-23	0	23	0%
359	DISPOSAL FEES	0	0	0	13,531	13,600	69	99%
361	PERMITS	55	55	165	720	800	80	90%
399	OTHER CONTRACTED SRVCS - C	0	1,765	0	10,110	11,120	1,010	91%
410	CUSTODIAL SUPPLIES	197	867	22,721	28,244	29,000	756	97%
410	CUSTODIAL SUPPLIES/CITI BL	0	0	0	350	500	150	70%
412	DIESEL FUEL - GENERATORS	0	0	0	263	400	137	66%
412	DIESEL FUEL/CITI BLDG GRAY	0	0	0	0	500	500	0%
415	ELECTRICITY	36,706	37,408	199,856	208,885	208,220	-665	100%
415	ELECTRICITY/CITI BLDG GRAY	0	21,626	0	92,172	90,800	-1,372	102%
418	EQUIPMENT AND MACHINERY PA	0	499	1,433	941	1,600	659	59%
425	GASOLINE	532	532	1,656	3,938	4,400	462	89%
426	GENERAL CONSTRUCTION MATER	0	0	2,649	0	2,500	2,500	0%
434	NATURAL GAS	3,938	6,672	31,390	46,566	43,560	-3,006	107%
434	NATURAL GAS/CITI BLDG GRAY	0	1,918	0	10,651	11,500	849	93%
454	WATER AND SEWER	1,863	1,406	12,424	10,795	13,000	2,205	83%
454	WATER & SEWER/CITI BLDG GR	0	769	0	4,170	4,200	30	99%
499	OTHER SUPPLIES AND MATERIA	0	1,475	774	13,183	16,911	3,728	78%
502	BUILDING AND CONTENTS INSU	0	0	98,209	145,883	145,883	0	100%
502	INSURANCE BLDG & CONT/CITI	0	0	0	27,105	27,105	0	100%
511	INSURANCE-VEHICLE/EQUIP	0	0	0	174	190	16	92%
516	OTHER SELF-INSURED CLAIMS	0	0	0	423	430	7	98%
530	FINES, ASSESSMENTS, PENALT	0	0	0	183	200	17	91%
718	MOTOR VEHICLES	0	0	22,221	0	0	0	0%
799	OTHER CAPITAL OUTLAY	0	3,637	0	3,637	3,700	63	98%
---		63,147	83,866	502,361	815,996	856,539	40,543	95%
109	ZONING OFFICE RENOVATIONS							
799	ZONING OFFICE RENOVATIONS	0	33	0	13,233	16,525	3,292	80%
---		0	33	0	13,233	16,525	3,292	80%

Obj	Account Level Description	June 2023-24	June 2024-25	2023-24 FY Activity	2024-25 Expensed	2024-25 BUDGET	REMAINING BUDGET	% OF BUDGET
101	GENERAL FUND							
51800	COUNTY BUILDINGS							
000	-							
---		63,147	83,899	502,361	829,229	873,064	43,835	95%
		=====	=====	=====	=====	=====	=====	=====
51900	OTHER GENERAL ADMINISTRATION							
000	-							
166	CUSTODIAL PERSONNEL	2,792	3,264	34,216	43,434	51,690	8,256	84%
167	MAINTENANCE PERSONNEL	24,679	14,708	193,411	195,417	195,980	563	100%
169	PART-TIME PERSONNEL	0	2,164	0	2,827	3,500	673	81%
187	OVERTIME PAY	0	0	0	797	800	3	100%
189	OTHER SALARIES & WAGES	11,113	18,846	150,724	164,052	164,513	461	100%
201	SOCIAL SECURITY	2,241	2,293	21,990	23,861	25,825	1,964	92%
202	HANDLING CHGS & ADMIN FEES	2,700	0	15,521	7,697	14,000	6,303	55%
204	PENSIONS	4,055	3,908	40,548	47,608	50,360	2,752	95%
205	EMPLOYEE AND DEPENDENT INS	9,487	8,706	101,394	97,404	119,985	22,581	81%
206	LIFE INSURANCE	4,928	2,456	28,085	30,106	25,500	-4,606	118%
210	UNEMPLOYMENT COMPENSATION	0	650	0	3,900	3,900	0	100%
212	EMPLOYER MEDICARE	524	536	5,143	5,581	6,047	466	92%
299	OTHER FRINGE BENEFITS	99	-99	99	0	0	0	0%
305	AUDIT SERVICES	14,000	3,250	72,690	67,560	73,880	6,320	91%
307	COMMUNICATION	3,351	3,473	30,349	32,001	31,200	-801	103%
308	CONSULTANTS	0	0	3,000	9,000	20,000	11,000	45%
312	CONTRACTS - PRIVATE AGENCI	367	172	12,746	3,507	46,150	42,643	8%
320	DUES AND MEMBERSHIPS	0	0	890	840	1,000	160	84%
330	LEASE/SBITA PAYMENTS	0	4,500	0	91,901	94,650	2,749	97%
332	LEGAL NOTICES	2,306	2,047	4,215	4,680	3,000	-1,680	156%
333	LICENSES	0	0	0	51	0	-51	0%
334	MAINTENANCE AGREEMENTS	37,235	616	158,659	98,053	148,385	50,332	66%
348	POSTAL CHARGES	135	0	1,097	332	1,500	1,168	22%
349	PRINTING	0	0	0	0	200	200	0%
350	INTERNET CONNECTIVITY	1,334	1,334	21,577	18,188	29,220	11,032	62%
351	RENTALS (GENERAL)	478	478	1,558	478	1,080	602	44%
355	TRAVEL (GENERAL)	547	551	2,420	1,852	3,400	1,548	54%
356	REGISTRATION FEES	0	0	300	0	500	500	0%
422	FOOD SUPPLIES	0	0	1,042	134	1,200	1,066	11%
435	OFFICE SUPPLIES	0	164	819	290	1,000	710	29%
451	UNIFORMS	0	0	0	1,280	1,500	220	85%
499	OTHER SUPP & MATERI (GENER	0	32	373	2,634	5,000	2,366	53%
506	LIABILITY INSURANCE	0	0	24,835	1,284	36,000	34,716	4%
509	REFUNDS	0	0	0	99,843	100,000	157	100%
510	TRUSTEE'S COMMISSION	15,996	18,006	682,517	855,854	851,000	-4,854	101%
511	VEHICLE AND EQUIPMENT INSU	0	0	2,641	2,755	3,200	445	86%
513	WORKERS' COMPENSATION INSU	0	0	5,354	7,649	7,700	51	99%
515	LIABILITY CLAIMS	0	1,000	560	1,000	0	-1,000	0%
530	FINES, ASSESSMENTS, PENALT	0	-28	12	82	150	68	55%
540	TAX RELIEF PROGRAM	-17,530	21,009	458,351	680,147	693,750	13,603	98%
599	OTHER CHARGES	0	0	2,684	3,011	24,300	21,289	12%
709	DATA PROCESSING EQUIPMENT	0	0	0	3,192	4,200	1,008	76%
---		120,837	114,036	2,079,820	2,610,282	2,845,265	234,983	92%

Obj	Account Level Description	June 2023-24	June 2024-25	2023-24 FY Activity	2024-25 Expensed	2024-25 BUDGET	REMAINING BUDGET	% OF BUDGET
101	GENERAL FUND							
51900	OTHER GENERAL ADMINISTRATION							
020	FEMA 4/13/20 FLOOD							
435		0	-16	0	-16	0	16	0%
---		0	-16	0	-16	0	16	0%
---		120,837	114,020	2,079,820	2,610,266	2,845,265	234,999	92%
=====								
51910	PRESERVATION OF RECORDS							
000	-							
103	ASSISTANT(S)	5,543	6,211	68,153	69,882	69,953	71	100%
105	SUPERVISOR'DIRECTOR	5,979	4,246	75,777	101,075	101,077	2	100%
201	SOCIAL SECURITY	683	625	8,622	10,305	10,400	95	99%
204	PENSIONS	1,412	860	17,341	16,507	16,440	-67	100%
205	EMPLOYEE AND DEPENDENT INS	2,855	2,270	28,988	28,449	29,200	751	97%
206	LIFE INSURANCE	0	0	0	3,469	3,500	31	99%
212	EMPLOYER MEDICARE	160	146	2,016	2,410	2,433	23	99%
304	ARCHITECTS	0	0	0	0	100	100	0%
328	JANITORIAL SERVICES	419	0	5,028	0	0	0	0%
334	MAINTENANCE AGREEMENTS	0	0	1,152	789	1,142	353	69%
335	MAINTENANCE AND REPAIR BLD	837	0	1,077	12,707	12,859	153	99%
337	MAINTENANCE AND REPAIR OFF	0	0	0	0	100	100	0%
347	PEST CONTROL	95	95	380	380	370	-10	103%
348	POSTAL CHARGES	13	0	97	39	200	161	19%
355	TRAVEL	179	0	655	434	1,000	566	43%
356	TUITION/REGISTRATION FEES	0	0	0	85	90	5	94%
410	CUSTODIAL SUPPLIES	0	0	131	188	200	12	94%
415	ELECTRICITY	1,427	1,442	12,088	12,568	14,000	1,432	90%
435	OFFICE SUPPLIES	0	0	7,426	17,938	21,179	3,241	85%
454	WATER AND SEWER	133	133	799	805	800	-5	101%
499	OTHER SUPPLIES AND MATERIA	473	0	473	0	0	0	0%
502	BUILDING AND CONTENTS INSU	0	0	2,515	2,969	3,000	31	99%
506	INSURANCE-LIABILITY	0	0	0	534	534	0	100%
513	WORKERS' COMPENSATION INSU	0	0	258	77	200	123	38%
590	TRANSFERS TO OTHER FUNDS	0	0	49,000	3,225	3,225	0	100%
---		20,208	16,028	281,976	284,835	292,002	7,168	98%
---		20,208	16,028	281,976	284,835	292,002	7,168	98%
=====								
52100	ACCOUNTS AND BUDGETS							
000	-							
105	DIRECTOR	9,106	9,642	113,366	116,836	117,266	431	100%
119	ACCOUNTANTS	32,101	5,633	288,076	246,626	306,259	59,633	81%
169	PART-TIME PERSONNEL	0	0	0	0	1,500	1,500	0%
187	OVERTIME PAY	0	0	0	1,603	17,500	15,897	9%
201	SOCIAL SECURITY	2,447	858	23,652	21,533	28,700	7,167	75%
204	PENSIONS	3,737	2,784	45,981	42,650	57,660	15,010	74%
205	EMPLOYEE AND DEPENDENT INS	8,794	9,761	103,623	109,748	109,800	52	100%
210	UNEMPLOYMENT COMPENSATION	0	0	3,320	0	0	0	0%
212	EMPLOYER MEDICARE	572	201	5,532	5,036	6,710	1,674	75%
299	OTHER FRINGE BENEFITS	0	237	42	237	500	263	47%
301	ACCOUNTING SERVICES	0	0	0	0	5,000	5,000	0%

Obj	Account Level Description	June 2023-24	June 2024-25	2023-24 FY Activity	2024-25 Expensed	2024-25 BUDGET	REMAINING BUDGET	% OF BUDGET
101	GENERAL FUND							
52100	ACCOUNTS AND BUDGETS							
000	-							
307	COMMUNICATION (ACCT.& BUDG	-7	0	846	0	600	600	0%
312	CONTRACTS - PRIVATE AGENCI	0	0	0	0	20,230	20,230	0%
317	DATA PROCESSING SERVICES	0	0	30,204	31,051	31,000	-51	100%
320	DUES AND MEMBERSHIPS	0	0	730	750	660	-90	114%
330	LEASE/SBITA PAYMENTS	0	0	0	1,801	1,080	-721	167%
334	MAINTENANCE AGREEMENTS	440	403	3,739	3,143	3,790	647	83%
348	POSTAL CHARGES (ACCTG & BU	265	2,326	2,931	5,461	3,000	-2,461	182%
350	INTERNET CONNECTIVITY	0	0	-7	0	0	0	0%
351	RENTALS	70	70	774	821	900	79	91%
355	TRAVEL	535	1,289	1,895	2,297	2,085	-212	110%
356	REGISTRATION FEES	133	0	1,083	1,350	5,650	4,300	24%
411	DATA PROCESSING SUPPLIES	775	0	3,283	4,404	4,400	-4	100%
414	DUPLICATING SUPPLIES (ACCO	0	0	395	491	500	9	98%
435	OFFICE SUPPLIES (ACCTG & B	0	17	1,448	1,424	1,500	76	95%
506	INSURANCE-LIABILITY	0	0	0	1,246	0	-1,246	0%
513	WORKERS' COMPENSATION INSU	0	0	902	170	500	330	34%
599	OTHER CHARGES	0	0	43	0	0	0	0%
709	DATA PROCESSING EQUIPMENT	0	7,593	280	8,864	9,520	656	93%
719	OFFICE EQUIPMENT	0	0	0	792	800	8	99%
---		58,968	40,814	632,138	608,334	737,110	128,777	83%
024	HELENE STORM DAMAGE 9-2024							
105	DIRECTOR - HELENE	0	0	0	902	903	1	100%
119	ACCOUNTANTS - HELENE	0	6,908	0	48,973	54,000	5,027	91%
187	OT - HELENE	0	11,748	0	88,792	94,665	5,873	94%
201	SOCIAL SECURITY - HELENE	0	1,122	0	8,359	9,279	920	90%
204	PENSIONS - HELENE	0	2,360	0	17,361	18,703	1,342	93%
212	EMPLOYER MEDICARE - HELENE	0	262	0	1,955	2,173	218	90%
---		0	22,400	0	166,342	179,723	13,381	93%
---		58,968	63,214	632,138	774,676	916,833	142,158	84%
52200	PURCHASING							
000	-							
105	DIRECTOR	6,083	6,703	77,123	81,343	81,350	7	100%
122	PURCHASING PERSONNEL	6,563	7,127	76,613	89,566	93,900	4,334	95%
187	OVERTIME PAY	0	0	0	1,836	1,840	4	100%
201	SOCIAL SECURITY	758	819	9,157	10,310	10,900	590	95%
204	PENSIONS	1,550	1,155	16,376	18,850	21,890	3,040	86%
205	EMPLOYEE AND DEPENDENT INS	2,637	4,024	33,129	32,671	33,000	329	99%
206	LIFE INSURANCE	0	0	0	2,849	2,850	1	100%
212	EMPLOYER MEDICARE	177	191	2,142	2,411	2,560	149	94%
299	OTHER FRINGE BENEFITS	0	201	0	201	0	-201	0%
307	COMMUNICATION (PURCHASING)	145	180	563	600	1,400	800	43%
330	LEASE/SBITA PAYMENTS	0	0	0	489	180	-309	272%
332	LGL.NOTICES	53	640	2,182	3,063	3,500	437	88%
334	MAINTENANCE AGREEMENTS	0	0	769	461	1,240	779	37%
348	POSTAL CHARGES (PURCHASING	-10	-13	271	134	400	267	33%
350	INTERNET CONNECTIVITY	68	68	416	408	200	-208	204%

Obj	Account Level Description	June 2023-24	June 2024-25	2023-24 FY Activity	2024-25 Expensed	2024-25 BUDGET	REMAINING BUDGET	% OF BUDGET
101	GENERAL FUND							
52200	PURCHASING							
000	-							
355	TRAVEL	0	0	0	0	300	300	0%
414	DUPLICATING SUPPLIES (PURC	0	0	303	370	400	30	93%
435	OFFICE SUPPLIES (PURCHASIN	0	65	1,297	1,497	1,500	3	100%
471	SOFTWARE	0	0	33	0	0	0	0%
506	INSURANCE-LIABILITY	0	0	0	534	540	6	99%
513	WORKERS' COMPENSATION INSU	0	0	154	101	200	99	51%
709	DATA PROCESSING EQUIPMENT	0	0	1,215	0	0	0	0%
---		18,024	21,160	221,743	247,694	258,150	10,457	96%
---		18,024	21,160	221,743	247,694	258,150	10,457	96%
=====								
52300	PROPERTY ASSESSOR'S OFFICE							
000	-							
101	COUNTY OFFICIAL	7,048	9,920	113,366	119,034	119,034	0	100%
106	DEPUTIES	9,461	10,055	107,111	120,818	122,800	1,982	98%
201	SOCIAL SECURITY	985	1,200	13,216	14,393	16,560	2,167	87%
204	PENSIONS	2,006	2,532	26,544	30,017	30,420	403	99%
205	EMPLOYEE AND DEPENDENT INS	3,330	3,496	37,824	40,957	41,600	643	98%
206	LIFE INSURANCE	0	0	2,849	0	0	0	0%
212	EMPLOYER MEDICARE	230	281	3,091	3,366	3,880	514	87%
299	OTHER FRINGE BENEFITS	0	54	0	54	500	446	11%
307	COMMUNICATION (ASSESSOR)	94	94	1,739	563	3,000	2,437	19%
312	CONTRACTS - PRIVATE AGENCI	127	152	1,358	1,120	2,000	880	56%
317	DATA PROCESSING SERVICES	0	0	33,628	33,885	33,900	15	100%
320	DUES AND MEMBERSHIPS	0	0	2,025	2,350	2,400	50	98%
330	LEASE/SBITA PAYMENTS	0	0	0	309	0	-309	0%
332	LGL.NOTICES	220	0	400	196	400	205	49%
333	LICENSES	0	0	100	0	0	0	0%
334	MAINTENANCE AGREEMENTS	78	0	4,730	0	0	0	0%
338	MAINTENANCE & REPAIR - VEH	0	0	0	500	0	-500	0%
348	POSTAL CHARGES (ASSESSOR)	6,205	0	6,205	0	0	0	0%
349	PRINTING, STATIONERY AND F	0	0	117	0	0	0	0%
350	INTERNET CONNECTIVITY	68	68	238	408	0	-408	0%
351	RENTALS	276	0	276	750	900	150	83%
355	TRAVEL (ASSESSOR)	27	0	664	5,705	7,000	1,295	82%
356	REGISTRATION FEES	0	0	875	420	500	80	84%
411	DATA PROCESSING SUPPLIES	776	0	776	0	0	0	0%
414	DUPLICATING SUPPLIES (ASSE	0	0	468	0	0	0	0%
422	FOOD SUPPLIES	118	0	787	903	1,000	97	90%
425	GASOLINE (ASSESSOR)	216	0	1,610	1,944	2,000	56	97%
435	OFFICE SUPPLIES (ASSESSOR)	327	136	2,493	2,300	2,300	0	100%
437	PERIODICALS (ASSESSOR)	0	0	681	1,012	1,020	8	99%
453	VEHICLE PARTS	0	0	0	0	200	200	0%
499	OTHER SUPPLIES AND MATERIA	0	0	178	308	500	192	62%
506	INSURANCE-LIABILITY	0	0	0	560	0	-560	0%
508	PREMIUMS' CORPORATE SURETY	0	0	200	0	100	100	0%
511	VEHICLE AND EQUIPMENT INSU	0	0	874	701	800	99	88%
513	WORKERS' COMPENSATION INSU	0	0	2,869	4,032	2,800	-1,232	144%
709	DATA PROCESSING EQUIPMENT	0	3,164	0	7,200	8,100	900	89%
---		31,592	31,152	367,292	393,805	403,714	9,910	98%

Obj	Account Level Description	June 2023-24	June 2024-25	2023-24 FY Activity	2024-25 Expensed	2024-25 BUDGET	REMAINING BUDGET	% OF BUDGET
101	GENERAL FUND							
52300	PROPERTY ASSESSOR'S OFFICE							
024	HELENE STORM DAMAGE 9-2024							
106	DEPUTIES - HELENE	0	0	0	268	268	0	100%
187	OT - HELENE	0	0	0	268	268	0	100%
201	SOCIAL SECURITY	0	0	0	33	34	1	97%
204	PENSIONS	0	0	0	67	68	1	98%
212	EMPLOYER MEDICARE	0	0	0	8	8	0	96%
312	CONT W/PRIVATE AGENCY/HELE	0	0	0	105	105	0	100%
---		0	0	0	749	751	2	100%
---		31,592	31,152	367,292	394,554	404,465	9,912	98%
=====								
52310	REAPPRAISAL PROGRAM							
000	-							
106	DEPUTIES	19,299	50,200	436,727	563,722	563,726	4	100%
169	PART-TIME PERSONNEL	1,375	972	5,185	9,252	24,274	15,022	38%
201	SOCIAL SECURITY (REAPP)	1,159	3,012	26,225	34,021	35,000	979	97%
204	PENSIONS	4,091	6,646	48,133	69,313	70,365	1,052	99%
205	EMPLOYEE AND DEPENDENT INS	13,128	14,742	137,884	165,737	171,535	5,798	97%
212	EMPLOYER MEDICARE (REAPP)	271	704	6,133	7,957	8,210	253	97%
299	OTHER FRINGE BENEFITS	0	-69	795	633	900	267	70%
301	ACCOUNTING SERVICES(PERS.P	0	0	60,000	50,570	60,050	9,480	84%
312	CONTRACTS - PRIVATE AGENCI	0	0	634	95,455	95,260	-195	100%
317	DATA PROCESSING SERVICES	11,940	12,041	11,940	20,576	21,500	924	96%
320	DUES AND MEMBERSHIPS	180	0	180	180	2,000	1,820	9%
330	LEASE/SBITA PAYMENTS	0	0	0	33,932	47,850	13,918	71%
333	LICENSES	0	0	0	26	0	-26	0%
334	MAINTENANCE AGREEMENTS	0	85	685	1,129	2,000	871	56%
338	MAINTENANCE & REPAIR - VEH	0	0	670	2,520	4,378	1,858	58%
348	POSTAL CHARGES (REAPPRAISA	32,877	5,822	32,877	20,232	23,561	3,329	86%
349	PRINTING, STATIONERY AND F	528	0	834	1,127	1,200	73	94%
355	TRAVEL (REAPPRAISAL)	0	0	309	3,725	3,800	75	98%
356	TUITION & REGISTRATION FEE	0	0	0	600	0	-600	0%
411	DATA PROCESSING SUPPLIES	688	0	9,971	9,679	10,000	321	97%
414	DUPLICATING SUPPLIES (REAP	0	0	390	356	500	144	71%
425	GASOLINE (REAPPRAISAL)	720	740	4,687	4,295	6,500	2,205	66%
435	OFFICE SUPPLIES (REAPPRAIS	33	887	8,385	8,503	8,500	-3	100%
435	OFFICE SUPPLIES/DISCOUNT T	0	0	0	-28	0	28	0%
450	TIRES AND TUBES	0	491	0	722	1,200	478	60%
453	VEHICLE PARTS	25	0	625	946	950	4	100%
471	SOFTWARE	0	0	40	0	0	0	0%
506	INSURANCE-LIABILITY	0	0	0	1,991	0	-1,991	0%
511	VEHICLE AND EQUIPMENT INSU	0	0	2,563	2,304	2,000	-304	115%
513	WORKERS' COMPENSATION INSU	0	0	7,149	4,212	600	-3,612	702%
709	DATA PROCESSING EQUIPMENT	0	0	3,281	8,668	8,950	282	97%
718	MOTOR VEHICLES	0	0	0	46,053	46,100	47	100%
---		86,314	96,273	806,302	1,168,408	1,220,909	52,501	96%

Obj	Account Level Description	June 2023-24	June 2024-25	2023-24 FY Activity	2024-25 Expensed	2024-25 BUDGET	REMAINING BUDGET	% OF BUDGET
101	GENERAL FUND							
52310	REAPPRAISAL PROGRAM							
024	HELENE STORM DAMAGE 9-2024							
106	DEPUTIES - HELENE	0	0	0	1,253	1,253	0	100%
187	OT - HELENE	0	0	0	2,070	2,071	1	100%
201	SOCIAL SECURITY - HELENE	0	0	0	199	200	1	100%
204	PENSIONS - HELENE	0	0	0	415	416	1	100%
212	EMPLOYER MEDICARE - HELENE	0	0	0	47	47	0	99%
799	OTH CAPITAL /HELENE STORM	0	0	0	22,253	22,254	1	100%
---		0	0	0	26,237	26,241	4	100%
---		86,314	96,273	806,302	1,194,645	1,247,150	52,505	96%
=====								
52400	COUNTY TRUSTEE'S OFFICE							
000	-							
101	COUNTY OFFICIAL	9,447	9,920	113,366	119,034	119,034	0	100%
106	DEPUTIES	14,539	23,426	190,670	211,943	216,059	4,116	98%
168	TEMPORARY PERSONNEL	1,967	2,603	44,134	64,801	70,000	5,199	93%
187	OVERTIME PAY	0	631	0	631	900	269	70%
201	SOCIAL SECURITY	1,528	2,180	20,664	22,538	25,150	2,612	90%
204	PENSIONS	2,920	3,504	36,173	40,708	41,900	1,192	97%
205	EMPLOYEE AND DEPENDENT INS	5,655	5,938	62,090	69,558	70,600	1,042	99%
206	LIFE INSURANCE	0	2,689	2,625	2,689	2,689	0	100%
212	EMPLOYER MEDICARE	357	510	4,833	5,515	5,890	375	94%
307	COMMUNICATION (TRUSTEE)	13	13	160	159	225	66	71%
308	CONSULTANTS	6,000	7,710	24,000	26,340	24,000	-2,340	110%
312	CONTRACTS - PRIVATE AGENCI	7	52	607	605	785	180	77%
317	DATA PROCESSING SERVICES	0	0	33,522	31,500	43,000	11,500	73%
320	DUES AND MEMBERSHIPS	0	0	1,125	1,232	1,427	195	86%
328	JANITORIAL SERVICES	0	0	2,138	0	0	0	0%
330	LEASE/SBITA PAYMENTS	0	0	0	31,260	31,300	40	100%
332	LGL.NOTICES	0	0	357	645	5,000	4,356	13%
334	MAINTENANCE AGREEMENTS	155	155	30,115	626	2,220	1,594	28%
335	MAINTENANCE AND REPAIR BLD	501	0	501	0	350	350	0%
348	POSTAL CHARGES (TRUSTEE)	1,746	8,931	4,115	13,076	3,125	-9,951	418%
350	INTERNET CONNECTIVITY	153	153	1,830	1,830	1,830	0	100%
351	RENTALS (TRUSTEE)	892	298	26,267	24,596	27,461	2,865	90%
351	DISCOUNTS TAKEN	0	-1	-10	-5	0	5	0%
355	TRAVEL (TRUSTEE)	490	0	1,728	4,475	5,100	625	88%
356	TUITION / REGISTRATION FEE	0	0	625	640	1,400	760	46%
411	DATA PROCESSING SUPPLIES	0	0	334	0	0	0	0%
414	DUPLICATING SUPPLIES (TRUS	0	0	469	276	900	624	31%
415	ELECTRICITY	348	326	1,832	1,813	2,200	387	82%
434	NATURAL GAS	49	53	673	781	900	119	87%
435	OFFICE SUPPLIES (TRUSTEE)	0	62	4,553	5,296	6,500	1,204	81%
502	INSURANCE-BLDG AND CONTENT	0	0	77	85	100	15	85%
506	INSURANCE-LIABILITY	0	0	0	1,160	0	-1,160	0%
513	WORKERS' COMPENSATION INSU	0	0	555	2,653	3,000	347	88%
599	OTHER CHARGES (TRUSTEE)	0	0	0	0	300	300	0%
709	DATA PROCESSING EQUIPMENT	0	0	0	0	750	750	0%
719	OFFICE EQUIPMENT	0	0	580	0	900	900	0%
---		46,767	69,153	610,708	686,460	714,995	28,536	96%
---		46,767	69,153	610,708	686,460	714,995	28,536	96%

Obj	Account Level Description	June 2023-24	June 2024-25	2023-24 FY Activity	2024-25 Expensed	2024-25 BUDGET	REMAINING BUDGET	% OF BUDGET
101	GENERAL FUND							
52400	COUNTY TRUSTEE'S OFFICE							
000	-							
=====								
52500	COUNTY CLERK'S OFFICE							
000	-							
101	COUNTY OFFICIAL	9,447	9,920	113,366	119,034	119,034	0	100%
106	DEPUTIES	47,648	48,360	540,940	623,156	658,366	35,210	95%
187	OVERTIME PAY	0	0	0	386	390	4	99%
201	SOCIAL SECURITY	3,333	3,408	38,354	43,618	48,320	4,702	90%
204	PENSIONS	6,674	7,617	76,246	90,155	97,210	7,055	93%
205	EMPLOYEE AND DEPENDENT INS	14,597	16,083	159,788	193,555	193,600	45	100%
210	UNEMPLOYMENT	0	3,900	0	3,900	2,925	-975	133%
212	EMPLOYER MEDICARE	779	797	8,970	10,201	11,330	1,129	90%
299	OTHER FRINGE BENEFITS	-45	-129	183	54	400	346	14%
307	COMMUNICATION (CO. CLK.)	63	13	210	159	360	201	44%
312	CONTRACTS - PRIVATE AGENCY	77	130	1,323	1,396	1,520	124	92%
320	DUES AND MEMBERSHIPS (CO C	0	0	1,150	1,207	1,300	93	93%
328	JANITORIAL SERVICES	0	0	2,749	0	0	0	0%
330	LEASE/SBITA PAYMENTS	0	0	0	12,863	12,870	7	100%
334	MAINTENANCE AGREEMENTS	71	78	30,705	29,985	30,530	545	98%
334	MAINTENANCE AGREEMENT/DISC	0	0	0	-2,098	0	2,098	0%
335	MAINTENANCE AND REPAIR BLD	501	0	501	0	0	0	0%
348	POSTAL CHARGES (CO CLERK)	-1,198	-14,824	43,802	30,176	45,000	14,824	67%
349	PRINTING	0	0	0	0	500	500	0%
350	INTERNET CONNECTIVITY	153	153	1,830	1,830	1,900	70	96%
351	RENTALS (CO CLERK)	668	553	26,951	26,376	30,000	3,624	88%
351	DISCOUNTS TAKEN	-1	-1	-10	-6	0	6	0%
355	TRAVEL (CO CLERK)	395	332	3,085	4,112	7,000	2,888	59%
356	TUITION/REGISTRATION FEES	0	0	440	440	500	60	88%
411	DATA PROCESSING SUPPLIES	1,133	867	3,152	4,844	5,000	156	97%
414	DUPLICATING SUPPLIES	0	266	2,542	3,543	3,325	-218	107%
415	ELECTRICITY	348	326	1,832	1,813	2,200	387	82%
434	NATURAL GAS	49	53	673	781	800	19	98%
435	OFFICE SUPPLIES (CO CLERK)	0	241	4,792	4,747	5,000	253	95%
502	INSURANCE-BLDG AND CONTENT	0	0	77	85	100	15	85%
506	INSURANCE-LIABILITY	0	0	0	2,490	0	-2,490	0%
513	WORKERS' COMPENSATION INSU	0	0	928	2,905	3,300	395	88%
---		84,692	78,143	1,064,579	1,211,707	1,282,780	71,073	94%
809	ADD'T TITLE FEE LOCAL \$3.00							
435	OFFICE SUPPLIES - TITLE RE	0	0	0	13,745	19,980	6,235	69%
---		0	0	0	13,745	19,980	6,235	69%
811	COUNTY CLERK CERTIF OF TITLE							
411	DATA PROCESSING SUPPLIES	0	0	3,433	1,320	0	-1,320	0%
435	OFFICE SUPPLIES	0	0	5,760	0	0	0	0%
709	DATA PROCESSING EQUIPMENT	0	0	2,400	0	0	0	0%
---		0	0	11,593	1,320	0	-1,320	0%

Obj	Account Level Description	June 2023-24	June 2024-25	2023-24 FY Activity	2024-25 Expensed	2024-25 BUDGET	REMAINING BUDGET	% OF BUDGET
101	GENERAL FUND							
52500	COUNTY CLERK'S OFFICE							
000	-							
---		84,692	78,143	1,076,172	1,226,772	1,302,760	75,988	94%
=====								
53100	CIRCUIT COURT							
000	-							
101	COUNTY OFFICIAL	10,392	10,911	124,703	130,937	130,938	1	100%
106	DEPUTIES	109,668	110,125	1,361,440	1,434,307	1,463,411	29,104	98%
169	PART-TIME PERSONNEL	1,863	1,099	18,759	21,743	30,635	8,892	71%
187	OVERTIME PAY	0	0	14,912	23,003	24,000	997	96%
201	SOCIAL SECURITY	7,073	7,117	88,629	94,036	104,000	9,964	90%
204	PENSIONS	13,387	12,962	154,252	172,696	201,360	28,664	86%
205	EMPLOYEE AND DEPENDENT INS	44,309	40,843	507,140	535,393	570,300	34,907	94%
212	EMPLOYER MEDICARE	1,654	1,665	20,728	21,992	24,320	2,328	90%
299	OTHER FRINGE BENEFITS	12	27	51	147	300	153	49%
307	COMMUNICATION	0	0	0	0	3,750	3,750	0%
312	CONTRACTS - PRIVATE AGENCI	82	120	2,082	2,406	3,600	1,194	67%
320	DUES AND MEMBERSHIPS	0	0	1,175	1,342	1,400	58	96%
330	LEASE/SBITA PAYMENTS	2,873	1,425	2,873	59,651	59,740	89	100%
333	LICENSES	0	0	0	25	25	0	100%
334	MAINTENANCE AGREEMENTS	652	2,967	70,553	11,069	39,410	28,341	28%
348	POSTAL CHARGES (CIRCUIT CR	4,385	5,344	16,385	17,344	12,000	-5,344	145%
349	PRINTING	164	1,580	5,207	7,037	7,500	463	94%
351	RENTALS (CIRCUIT CRT)	0	385	5,269	6,571	7,970	1,399	82%
355	TRAVEL (CIRCUIT CRT)	791	386	3,024	4,313	5,000	687	86%
356	TUITION	0	0	680	865	1,000	135	87%
411	DATA PROCESSING SUPPLIES	1,796	827	8,580	9,684	10,000	316	97%
411	DATA PROC SUPP/DISCOUNTS T	0	0	0	-4	0	4	0%
414	DUPLICATING SUPPLIES	1,114	0	4,711	3,875	5,000	1,125	78%
435	OFFICE SUPPLIES (CIRCUIT C	1,100	2,756	10,734	11,602	15,000	3,398	77%
435	OFFICE SUPPLIES/DISCOUNT T	0	0	0	-4	0	4	0%
437	PERIODICALS (CIRCUIT CRT)	173	180	215	744	1,500	756	50%
499	OTHER SUPPLIES AND MATERIA	0	0	0	0	700	700	0%
506	INSURANCE-LIABILITY	0	0	0	7,143	0	-7,143	0%
508	PREMIUMS' CORPORATE SURETY	0	0	0	50	50	0	100%
513	WORKERS' COMPENSATION INSU	0	0	2,467	3,482	4,500	1,018	77%
599	OTHER CHARGES (CIRCUIT CRT	0	0	0	81	1,425	1,344	6%
709	DATA PROCESSING EQUIPMENT	0	0	3,794	0	0	0	0%
799	OTHER CAPITAL OUTLAY	0	15,837	0	15,837	0	-15,837	0%
---		201,488	216,556	2,428,363	2,597,367	2,728,834	131,467	95%
=====								
815	DATA PROCESSING - CIRCUIT COUR							
411	DATA PROCESSING SUPPLIES	0	0	0	0	8,000	8,000	0%
709	DATA PROC EQUIP - CIRCUIT	0	4,020	35,317	13,091	15,000	1,909	87%
---		0	4,020	35,317	13,091	23,000	9,909	57%
---		201,488	220,576	2,463,680	2,610,458	2,751,834	141,376	95%
=====								

Obj	Account Level Description	June 2023-24	June 2024-25	2023-24 FY Activity	2024-25 Expensed	2024-25 BUDGET	REMAINING BUDGET	% OF BUDGET
101	GENERAL FUND							
53310	GENERAL SESSIONS JUDGE							
000	-							
102	JUDGE(S)	48,380	50,364	580,566	604,369	604,638	269	100%
169	PART-TIME PERSONNEL	150	563	3,854	5,129	20,625	15,496	25%
201	SOCIAL SECURITY	2,929	3,051	30,801	31,925	38,770	6,845	82%
204	PENSIONS	5,820	6,296	69,842	75,546	75,580	34	100%
205	EMPLOYEE AND DEPENDENT INS	4,744	4,981	57,606	58,347	59,300	953	98%
206	LIFE INSURANCE	0	2,929	0	2,929	0	-2,929	0%
212	EMPLOYER MEDICARE	687	722	8,286	8,640	9,070	430	95%
299	OTHER FRINGE BENEFITS	-21	0	15	0	0	0	0%
312	CONTRACTS - PRIVATE AGENCI	0	42	0	275	300	25	92%
320	DUES AND MEMBERSHIPS	315	425	3,948	1,990	5,000	3,010	40%
333	LICENSES	809	409	983	409	0	-409	0%
334	MAINTENANCE AGREEMENTS	0	0	0	2,418	0	-2,418	0%
337	MAINTENANCE & REPAIR - OFF	0	0	0	0	1,000	1,000	0%
355	TRAVEL	0	0	5,177	6,582	13,000	6,418	51%
356	REGISTRATION FEES	525	0	1,406	1,057	1,200	143	88%
399	OTHER CONTRACTED SERVICES	0	0	0	0	260	260	0%
414	DUPLICATING SUPPLIES (SESS	0	0	0	0	100	100	0%
435	OFFICE SUPPLIES	126	361	476	831	1,500	669	55%
437	PERIODICALS	0	178	1,096	785	2,000	1,215	39%
499	OTHER SUPPLIES AND MATERIA	0	0	92	105	1,000	895	10%
499	OTH SUPPLIES/MTRLS/DISCOUN	0	0	0	-1	0	1	0%
506	INSURANCE-LIABILITY	0	0	0	534	0	-534	0%
513	WORKERS' COMPENSATION INSU	0	0	1,034	271	700	429	39%
---		64,464	70,321	765,182	802,141	834,043	31,902	96%
---		64,464	70,321	765,182	802,141	834,043	31,902	96%
53330	DRUG COURT							
000	-							
312	CONTRACTS WITH PRIVATE AGE	5,000	0	15,000	0	17,500	17,500	0%
---		5,000	0	15,000	0	17,500	17,500	0%
239	MENTAL HEALTH COURT GRANT							
130	SOCIAL WORKERS/MENTAL HEAL	5,769	4,342	47,114	52,702	52,710	8	100%
201	SOCIAL SECURITY/MENTAL HEA	346	253	2,851	3,128	3,510	382	89%
204	PENSIONS/MENTAL HEALTH	703	558	2,785	6,603	7,060	457	94%
205	EMP HEALTH INS/MENTAL HEAL	721	1,484	6,325	15,310	15,310	0	100%
212	EMP MEDICARE/MENTAL HEALTH	81	59	667	732	830	98	88%
307	COMMUNICATION/MENTAL HEALT	84	84	491	503	1,000	497	50%
312	CONT PRIV AGENCY/MENTAL HE	2,500	4,456	13,750	29,848	33,500	3,652	89%
320	DUES & MEMBER/MENTAL HEALT	0	0	0	200	250	50	80%
330	LEASE/SBITA PAYMENTS	0	0	0	235	0	-235	0%
349	PRINTING & STAT/MENTAL HEA	0	0	225	0	3,260	3,260	0%
355	TRAVEL/MENTAL HEALTH	4,504	2,848	7,980	11,460	12,880	1,420	89%
356	TUITION/REG FEES/MENTAL HE	0	0	3,089	3,415	4,000	585	85%
413	DRUGS & MED SUPP/MENTAL HE	0	0	0	997	1,000	3	100%
435	OFFICE SUPPLIES/MENTAL HEA	0	0	412	1,230	1,600	370	77%
463	TEST KITS/MENTAL HEALTH	0	0	952	0	0	0	0%
471	SOFTWARE/MENTAL HEALTH	0	0	0	0	240	240	0%

Obj	Account Level Description	June 2023-24	June 2024-25	2023-24 FY Activity	2024-25 Expensed	2024-25 BUDGET	REMAINING BUDGET	% OF BUDGET
101	GENERAL FUND							
53330	DRUG COURT							
239	MENTAL HEALTH COURT GRANT							
499	OTHER SUPPLIES/MENTAL HEAL	0	0	1,231	0	0	0	0%
513	WORKERS' COMPENSATION INSU	0	0	0	107	100	-7	107%
599	SPECIFIC ASSISTANCE TO IND	2,380	1,120	15,612	10,431	24,270	13,839	43%
709	DATA PROCESSING EQUIPMENT	0	0	2,187	0	0	0	0%
---		17,088	15,204	105,671	136,901	161,520	24,619	85%
241	RECOVERY COURT COST-REIMB							
130	SOCIAL WORKERS/RECOVERY CO	4,732	4,778	55,010	57,988	57,996	8	100%
201	SOCIAL SEC/RECOVERY COURT	285	287	3,310	3,491	3,590	99	97%
204	PENSIONS/RECOVERY COURT	579	614	6,627	7,265	7,220	-45	101%
205	HEALTH INS/RECOVERY COURT	721	757	8,327	8,863	9,000	137	98%
212	EMP MEDICARE/RECOVERY COUR	67	67	774	816	840	24	97%
299	OTHER FRINGE BENEFITS	0	0	0	0	287	287	0%
312	CONTRACTS PRIV/RECOVERY CO	2,189	2,500	23,466	15,000	15,000	0	100%
312	CONTRACTS/BABY DOE FUNDS	1,060	2,149	8,824	31,180	74,000	42,820	42%
320	DUES & MEMBER/RECOVERY COU	0	0	0	0	120	120	0%
355	TRAVEL/RECOVERY COURT	3,132	3,369	9,904	9,269	13,585	4,316	68%
355	TRAVEL/BABY DOE FUNDS	0	0	2,916	3,448	2,000	-1,448	172%
356	TUITION/RECOVERY COURT	0	0	3,290	4,446	4,185	-261	106%
413	DRUG TESTING/BABY DOE FUND	105	1,152	955	5,502	7,250	1,748	76%
435	OFFICE SUPPLIES/RECOVERY C	0	20	1,656	1,319	1,355	36	97%
435	OFFICE SUPPLIES/DISCOUNT T	0	0	0	-5	0	5	0%
499	OTHER SUPPORT/RECOVERY GRA	1,355	0	8,819	0	0	0	0%
499	OTHER SUPPORT/BABY DOE FUN	3,988	1,120	15,229	13,302	15,150	1,848	88%
513	WORKERS' COMPENSATION INSU	0	0	98	42	100	58	42%
---		18,213	16,813	149,205	161,926	211,678	49,752	76%
---		40,301	32,017	269,876	298,827	390,698	91,871	76%
53400	CHANCERY COURT							
000	-							
101	COUNTY OFFICIAL	10,392	10,911	124,703	130,937	130,938	1	100%
106	DEPUTIES	36,362	38,461	438,680	463,792	479,563	15,771	97%
169	PART-TIME PERSONNEL	-981	0	720	0	14,650	14,650	0%
187	OVERTIME PAY	0	0	0	344	350	6	98%
201	SOCIAL SECURITY	2,716	2,918	33,605	35,472	38,470	2,998	92%
204	PENSIONS	5,705	5,730	67,855	71,666	72,890	1,224	98%
205	EMPLOYEE AND DEPENDENT INS	11,676	12,031	132,926	133,712	145,800	12,088	92%
206	LIFE INSURANCE	0	0	0	2,689	2,689	0	100%
212	EMPLOYER MEDICARE	635	682	7,859	8,296	9,020	724	92%
307	COMMUNICATION	38	38	262	305	1,000	695	31%
312	CONTRACTS - PRIVATE AGENCI	22	45	516	2,528	2,825	297	90%
320	DUES & MEMBERSHIPS	0	0	950	1,007	1,308	301	77%
330	LEASE/SBITA PAYMENTS	0	0	0	59,905	65,899	5,994	91%
332	LEGAL NOTICES	6,000	1,425	34,305	45,448	55,000	9,553	83%
333	LICENSES	0	0	0	0	600	600	0%
334	MAINTENANCE AGREEMENTS	889	102	61,834	544	2,300	1,756	24%
348	POSTAL CHARGES (CHANCERY)	-787	29	4,963	5,301	5,750	449	92%
350	INTERNET CONNECTIVITY	68	68	373	337	0	-337	0%

Obj	Account Level Description	June 2023-24	June 2024-25	2023-24 FY Activity	2024-25 Expensed	2024-25 BUDGET	REMAINING BUDGET	% OF BUDGET
101	GENERAL FUND							
53400	CHANCERY COURT							
000	-							
351	RENTALS (CHANCERY)	717	447	5,079	5,431	5,000	-431	109%
411	DATA PROCESSING SUPPLIES	2,953	0	3,051	0	3,000	3,000	0%
414	DUPLICATING SUPPLIES (CHAN	0	276	1,183	1,485	1,500	15	99%
435	OFFICE SUPPLIES (CHANCERY)	3,111	1,814	9,656	9,141	12,000	2,859	76%
437	PERIODICALS (CHANCERY)	0	0	1,964	0	0	0	0%
499	OTHER SUPPLIES AND MATERIA	0	0	0	0	875	875	0%
506	INSURANCE-LIABILITY	0	0	0	1,779	0	-1,779	0%
513	WORKERS' COMPENSATION INSU	0	0	917	3,084	3,400	316	91%
515	LIABILITY CLAIMS	0	500	0	500	0	-500	0%
709	DATA PROCESSING EQUIPMENT	0	0	2,059	0	0	0	0%
---		79,516	75,477	933,460	983,703	1,054,827	71,125	93%
---		79,516	75,477	933,460	983,703	1,054,827	71,125	93%
=====								
53600	DISTRICT ATTORNEY GENERAL							
000	-							
169	PART-TIME PERSONNEL	-1,077	-849	0	0	0	0	0%
201	SOCIAL SECURITY (D.A. GRAN	-49	-23	0	0	0	0	0%
212	EMPLOYER MEDICARE (D.A.)	-16	-12	0	0	0	0	0%
309	CONTRACTS WITH GOVERNMENT	0	0	77,802	77,802	78,000	198	100%
---		-1,142	-884	77,802	77,802	78,000	198	100%
---		-1,142	-884	77,802	77,802	78,000	198	100%
=====								
53900	OTHER ADMIN OF JUSTICE							
000	-							
169	PART-TIME PERSONNEL	2,336	5,070	38,507	42,019	48,811	6,792	86%
194	JURY AND WITNESS EXPENSE	11	3,696	28,420	27,066	35,000	7,934	77%
201	SOCIAL SECURITY	145	306	2,328	2,515	3,030	515	83%
205	EMPLOYEE AND DEPENDENT INS	0	757	3,336	9,934	10,000	66	99%
206	LIFE INSURANCE	0	0	0	2,625	2,625	0	100%
212	EMPLOYER MEDICARE	34	72	545	588	710	122	83%
312	CONTRACTS - PRIVATE AGENCI	1,216	874	10,758	6,028	19,500	13,472	31%
322	EVALUATION AND TESTING	2,680	420	8,980	3,290	11,000	7,710	30%
332	LGL.NOTICES	35,327	32,774	61,912	61,641	87,000	25,359	71%
349	PRINTING	0	0	0	0	600	600	0%
421	FOOD PREPARATION SUPPLIES	0	4	83	4	200	196	2%
422	FOOD SUPPLIES	0	0	202	234	450	216	52%
435	OFFICE SUPPLIES (JUSTICE A	198	0	368	0	500	500	0%
499	OTHER SUPPLIES AND MATERIA	0	0	482	281	1,000	719	28%
513	WORKERS' COMPENSATION INSU	0	0	52	37	50	13	74%
599	OTHER CHARGES (JUSTICE ADM	0	0	0	0	400	400	0%
---		41,947	43,973	155,973	156,262	220,876	64,614	71%
---		41,947	43,973	155,973	156,262	220,876	64,614	71%
=====								

Obj	Account Level Description	June 2023-24	June 2024-25	2023-24 FY Activity	2024-25 Expensed	2024-25 BUDGET	REMAINING BUDGET	% OF BUDGET
101	GENERAL FUND							
53920	COURTROOM SECURITY							
000	-							
106	DEPUTIES	42,692	42,082	535,873	578,291	592,281	13,990	98%
115	SERGEANT(S)	5,394	5,964	67,517	71,812	73,755	1,943	97%
140	SALARY SUPPLEMENTS	0	0	8,000	13,600	13,600	0	100%
187	OVERTIME PAY	109	149	47,095	53,235	59,600	6,365	89%
201	SOCIAL SECURITY	1,988	2,914	38,974	43,160	41,419	-1,741	104%
204	PENSIONS	5,295	6,156	68,311	77,226	83,505	6,279	92%
205	EMPLOYEE AND DEPENDENT INS	12,151	12,002	155,093	141,897	147,500	5,603	96%
206	LIFE INSURANCE	0	0	0	2,929	2,930	1	100%
212	EMPLOYER MEDICARE	465	682	9,115	10,094	9,687	-407	104%
299	OTHER FRINGE BENEFITS	-18	318	483	1,020	0	-1,020	0%
506	INSURANCE-LIABILITY	0	0	0	9,703	0	-9,703	0%
513	WORKERS' COMPENSATION INSU	0	0	14,652	16,879	15,800	-1,079	107%
---		68,076	70,267	945,113	1,019,846	1,040,077	20,231	98%
024	HELENE STORM DAMAGE 9-2024							
106	DEPUTIES - HELENE	0	0	0	747	747	0	100%
115	SERGEANTS - HELENE	0	0	0	706	707	1	100%
187	OT - HELENE	0	0	0	2,465	2,466	1	100%
201	SOCIAL SECURITY - HELENE	0	0	0	251	251	0	100%
204	PENSIONS - HELENE	0	0	0	519	520	1	100%
212	EMPLOYER MEDICARE - HELENE	0	0	0	59	59	0	99%
---		0	0	0	4,747	4,750	3	100%
237	AOC 2023 COURT SECURITY GRANT							
799	AOC 2023 COURTROOM SEC ENH	53,158	0	64,820	0	0	0	0%
---		53,158	0	64,820	0	0	0	0%
257	THSO GRANT Z24THS358							
187	THSO OT ALCOHOL SAT & EQUI	0	0	1,094	0	0	0	0%
201	SS ALCOHOL SATURATION & EQ	0	0	64	0	0	0	0%
204	RET ALCOHOL SATURATION & E	0	0	132	0	0	0	0%
212	MED ALCOHOL SATURATION & E	0	0	15	0	0	0	0%
---		0	0	1,305	0	0	0	0%
259	THSO GRANT Z23THS347							
187	OVERTIME PAY	0	0	2,974	0	0	0	0%
201	THSO SATURATION GRANT FY23	0	0	177	0	0	0	0%
204	THSO SATURATION GRANT FY23	0	0	358	0	0	0	0%
212	THSO SATURATION GRANT FY23	0	0	41	0	0	0	0%
---		0	0	3,550	0	0	0	0%

Obj	Account Level Description	June 2023-24	June 2024-25	2023-24 FY Activity	2024-25 Expensed	2024-25 BUDGET	REMAINING BUDGET	% OF BUDGET
101	GENERAL FUND							
53920	COURTROOM SECURITY							
816	COURTROOM SECURITY							
799	COURTROOM SECURITY	0	0	0	47,927	115,000	67,073	42%
---		0	0	0	47,927	115,000	67,073	42%
---		121,234	70,267	1,014,788	1,072,520	1,159,827	87,307	92%
=====								
53930	VICTIM ASSISTANCE PROGRAMS							
000	-							
316	CONTRIBUTION TO JC	13,831	12,852	51,096	53,403	56,500	3,097	95%
---		13,831	12,852	51,096	53,403	56,500	3,097	95%
---		13,831	12,852	51,096	53,403	56,500	3,097	95%
=====								
54110	SHERIFF'S DEPARTMENT							
000	-							
101	COUNTY OFFICIAL	12,575	13,203	150,892	158,434	158,437	3	100%
106	DEPUTIES	245,638	307,305	2,873,912	3,550,530	3,884,010	333,480	91%
110	LIEUTENANT(S)	63,306	79,809	806,916	1,037,368	1,066,750	29,382	97%
115	SERGEANT(S)	60,215	57,259	685,108	737,189	893,931	156,742	82%
140	SALARY SUPPLEMENTS	0	0	71,200	157,600	157,600	0	100%
169	PART-TIME PERSONNEL	6,809	6,690	87,889	73,879	133,521	59,642	55%
170	SCHOOL RESOURCE OFFICERS	14,086	-4,695	113,154	0	0	0	0%
187	OVERTIME PAY	4,104	2,484	203,186	320,526	323,600	3,074	99%
188	BONUS PAYMENTS	-1,736	0	15,889	0	0	0	0%
189	OTHER SALARIES & WAGES	110,607	135,487	1,296,863	1,669,115	1,696,201	27,086	98%
201	SOCIAL SECURITY	24,127	35,176	374,800	458,407	513,530	55,123	89%
204	PENSIONS	60,484	76,123	674,514	872,928	1,035,340	162,412	84%
205	EMPLOYEE AND DEPENDENT INS	132,655	141,983	1,446,794	1,696,412	1,793,360	96,948	95%
206	LIFE INSURANCE	0	0	4,484	13,496	5,557	-7,939	243%
210	UNEMPLOYMENT COMPENSATION	0	0	0	3,250	0	-3,250	0%
212	EMPLOYER MEDICARE	5,660	8,265	87,745	107,574	120,100	12,526	90%
299	OTHER FRINGE BENEFITS	2,259	-1,017	22,563	20,666	16,000	-4,666	129%
307	COMMUNICATION (SHERIFF DEP)	8,104	9,257	82,436	106,310	110,000	3,690	97%
309	CONTRACTS WITH GOVERNMENT	0	400	2,688	4,502	4,502	0	100%
312	CONTRACTS - PRIVATE AGENCI	2,447	200	14,674	1,180	3,078	1,898	38%
319	CONFIDENTIAL DRUG ENFORCEM	0	0	0	0	3,500	3,500	0%
320	DUES AND MEMBERSHIPS	27	0	5,537	8,895	11,500	2,605	77%
327	FREIGHT EXPENSES (SHERIFF)	2,148	1,082	3,701	11,142	8,000	-3,142	139%
330	LEASE/SBITA PAYMENTS	1,715	2,437	1,715	132,934	132,206	-728	101%
332	LGL.NOTICES	0	0	0	0	250	250	0%
333	LICENSES	26	51	669	889	1,000	111	89%
334	MAINTENANCE AGREEMENTS	27,358	9,821	201,029	140,869	150,114	9,245	94%
336	MAINTENANCE & REPAIR - EQU	1,366	0	6,329	1,588	8,500	6,912	19%
338	MAINTENANCE & REPAIR - VEH	21,799	29,292	34,754	87,012	79,566	-7,445	109%
340	MEDICAL AND DENTAL SERVICE	780	2,295	10,125	9,560	8,500	-1,060	112%
348	POSTAL CHARGES (SHERIFF)	-717	696	4,764	5,312	5,700	388	93%
349	PRINTING	690	0	4,180	5,826	5,826	0	100%
351	RENTALS (SHERIFF)	1,422	1,081	66,626	69,576	71,705	2,129	97%
351	DISCOUNTS TAKEN	31	0	16	-28	0	28	0%
353	TOWING SERVICES	0	0	250	0	0	0	0%

Obj	Account Level Description	June 2023-24	June 2024-25	2023-24 FY Activity	2024-25 Expensed	2024-25 BUDGET	REMAINING BUDGET	% OF BUDGET
101	GENERAL FUND							
54110	SHERIFF'S DEPARTMENT							
000	-							
355	TRAVEL (SHERIFF)	1,417	1,057	16,450	15,288	27,395	12,107	56%
356	REGISTRATION FEES/TUITION	1,953	3,027	30,071	43,647	45,000	1,353	97%
357	VETERINARY SERVICES	11,916	1,183	14,146	13,490	16,000	2,510	84%
401	ANIMAL FOOD AND SUPPLIES	2,667	1,656	7,756	9,170	8,500	-670	108%
411	DATA PROCESSING SUPPLIES	3,425	2,692	51,202	33,339	34,584	1,245	96%
414	DUPLICATING SUPPLIES (SHER)	45	0	1,632	367	367	0	100%
422	FOOD SUPPLIES	137	96	677	975	1,000	25	98%
424	GARAGE SUPPLIES (SHERIFF)	765	2,116	11,192	13,960	14,000	40	100%
424	GARGAE SUPPLIES/DISCOUNT	0	0	0	-33	0	33	0%
425	GASOLINE (SHERIFF)	53,954	55,453	325,506	364,173	470,000	105,827	77%
429	INSTR. SUPPLIES & MATERIAL	220	0	1,262	876	2,000	1,124	44%
431	LAW ENFORCEMENT SUPP (SHER)	20,971	11,778	123,924	108,174	110,500	2,326	98%
433	LUBRICANTS (SHERIFF)	0	0	7,964	12,458	12,458	0	100%
435	OFFICE SUPPLIES (SHERIFF)	66	1,358	6,521	8,120	8,807	687	92%
437	PERIODICALS (SHERIFF)	0	0	2,372	2,159	4,200	2,041	51%
450	TIRES & TUBES (SHERIFF)	1,574	886	25,984	43,319	44,000	681	98%
451	UNIFORMS (SHERIFF)	75,582	17,026	163,785	148,097	152,460	4,363	97%
453	VEHICLE PARTS (SHERIFF)	36,962	33,744	129,263	159,853	163,637	3,784	98%
453	VEHICLE PARTS/DISCOUNTS TA	0	0	-7	-3	0	3	0%
471	SOFTWARE	0	0	0	416	416	0	100%
499	OTHER SUPP & MATERI (SHERI)	2,905	8,173	18,742	25,581	25,880	299	99%
502	BUILDING AND CONTENTS INSU	0	0	573	597	600	3	100%
506	LIABILITY INSURANCE	0	0	178,210	119,089	204,000	84,911	58%
508	PREMIUMS ON CORPORATE SURE	0	0	150	250	500	250	50%
511	VEHICLE AND EQUIPMENT INSU	0	0	86,565	97,328	96,500	-828	101%
513	WORKERS' COMPENSATION INSU	0	0	139,249	186,987	186,100	-887	100%
515	LIABILITY CLAIMS	0	1,000	0	2,000	1,000	-1,000	200%
530	FINES, ASSESSMENTS, PENALT	213	0	213	30	0	-30	0%
599	OTHER CHARGES (SHERIFF)	0	0	300	0	461	461	0%
709	DATA PROCESSING EQUIPMENT	6,755	0	23,447	0	3,481	3,481	0%
711	FURNITURE AND FIXTURES	4,506	1,785	33,778	7,417	7,701	284	96%
716	LAW ENFORCEMENT EQUIPMENT	13,900	0	19,551	10,514	8,614	-1,900	122%
718	MOTOR VEHICLES	88,861	0	875,387	713,957	710,870	-3,087	100%
718	MOTOR VEHICLES/DISCOUNTS T	0	0	-8	0	0	0	0%
---		1,136,779	1,057,714	11,651,259	13,604,536	14,762,915	1,158,380	92%
024	HELENE STORM DAMAGE 9-2024							
106	DEPUTIES - HELENE	0	0	0	25,092	25,093	1	100%
110	LIEUTENANTS - HELENE	0	0	0	12,966	12,966	0	100%
115	SEARGEANTS - HELENE	0	0	0	11,433	11,443	10	100%
169	PART-TIME PERSONNEL - HELE	0	0	0	196	197	1	100%
170	SROs - HELENE	0	0	0	18,695	18,695	0	100%
187	OT - HELENE	0	0	0	123,289	123,289	0	100%
189	OTHER SALARIES - HELENE	0	0	0	8,545	8,545	0	100%
201	SOCIAL SECURITY - HELENE	0	0	0	12,195	12,195	0	100%
204	PENSIONS - HELENE	0	0	0	25,249	25,250	1	100%
212	EMPLOYER MEDICARE - HELENE	0	0	0	2,852	2,852	0	100%
599	OTH CHRGS/HELENE STORM DAM	0	0	0	18,364	18,364	0	100%
---		0	0	0	258,876	258,889	13	100%

Account Level	June	June	2023-24	2024-25	2024-25	REMAINING	% OF
Obj Description	2023-24	2024-25	FY Activity	Expensed	BUDGET	BUDGET	BUDGET
101 GENERAL FUND							
54110 SHERIFF'S DEPARTMENT							
210 EXTRA DETAIL - FREEDOM HALL							
187 EXTRA DETAIL - FREEDOM HAL	0	0	0	720	720	0	100%
201 SOC SEC/X DETAIL FREEDOM H	0	0	0	42	0	-42	0%
204 PENSION/X DETAIL FREEDOM H	0	0	0	90	0	-90	0%
212 EMP MEDI/X DETAIL FREEDOM	0	0	0	10	0	-10	0%
---	0	0	0	862	720	-142	120%
212 STATE SCHOOL RES OFFICER GRANT							
170 SROs - GRANT FUNDED	65,089	62,622	591,001	639,800	674,466	34,666	95%
201 SOCIAL SECURITY - SROs	3,786	3,667	34,707	37,634	41,818	4,184	90%
204 PENSIONS - SROs	7,922	8,034	68,764	80,181	64,308	-15,873	125%
205 EMPLOYEE HEALTH INS - SROs	15,765	18,565	174,081	200,300	157,445	-42,855	127%
212 EMPLOYER MEDICARE - SROs	885	858	8,117	8,801	9,780	979	90%
590 TRNS TO OTHER FUNDS/SRO GR	0	0	4,027	0	0	0	0%
716 SRO - LAW ENFORCEMENT EQUI	16,953	7,925	74,736	30,134	27,183	-2,951	111%
---	110,400	101,671	955,433	996,850	975,000	-21,850	102%
213 INMATE eCIGS							
716 LAW ENFORCEMENT EQ - eCIGS	0	0	0	69,895	70,000	105	100%
---	0	0	0	69,895	70,000	105	100%
215 THSO GRANT Z25THS380							
187 OT THSO GRANT ALC SAT & EQ	0	12,043	0	33,248	75,000	41,752	44%
187 OVERTIME/THSO GRANT FY25	0	0	0	7,141	40,677	33,536	18%
201 SS THSO GRANT ALC SAT & EQ	0	720	0	1,993	0	-1,993	0%
201 SOC SEC/THSO GRANT FY25	0	0	0	431	0	-431	0%
204 RET THSO GRANT ALC SAT & E	0	1,505	0	4,156	0	-4,156	0%
204 PENSIONS/THSO GRANT FY25	0	0	0	893	0	-893	0%
212 MM THSO GRANT ALC SAT & EQ	0	168	0	466	0	-466	0%
212 MEDICARE/THSO GRANT FY25	0	0	0	101	0	-101	0%
716 THSO-MULTIPLE VIOLATION &	0	0	0	32,765	32,775	11	100%
---	0	14,436	0	81,194	148,452	67,259	55%
230 TBI LIAISON DETAIL							
187 OT PAY/TBI LIAISON DETAIL	0	0	261	275	280	5	98%
201 SOCIAL SECURITY/TBI LIAISO	0	0	15	16	0	-16	0%
204 PENSIONS/TBI LIAISON DETAI	0	0	31	34	0	-34	0%
212 EMP MEDICARE/TBI LIAISON D	0	0	4	4	0	-4	0%
---	0	0	311	329	280	-49	118%
234 MENTAL HEALTH TRANSPORT							
716 LAW ENFORCE EQUIP/MENTAL H	0	0	0	7,645	5,162	-2,482	148%
718 MOTOR VEHICLES-MNLT HLTH G	0	0	0	66,129	66,129	0	100%

Obj	Account Level Description	June 2023-24	June 2024-25	2023-24 FY Activity	2024-25 Expensed	2024-25 BUDGET	REMAINING BUDGET	% OF BUDGET
101	GENERAL FUND							
54110	SHERIFF'S DEPARTMENT							
234	MENTAL HEALTH TRANSPORT							
---		0	0	0	73,774	71,291	-2,482	103%
235	JAIL - MENTAL HEALTH (OPIOID)							
312	CONTRACTS - (OPIOID FUNDED)	0	35,569	0	160,608	186,000	25,392	86%
---		0	35,569	0	160,608	186,000	25,392	86%
245	HIRING, RECRUITMENT & TRAINING							
186	HRT GRANT/LONGEVITY PAY	7,000	40,500	7,000	70,500	150,000	79,500	47%
201	HRT GRANT/SOCIAL SECURITY	434	2,497	434	4,332	0	-4,332	0%
204	HRT GRANT/PENSIONS	875	4,405	875	8,155	0	-8,155	0%
212	HRT GRANT/MEDICARE MATCHIN	102	584	102	1,013	0	-1,013	0%
---		8,411	47,986	8,411	84,000	150,000	66,000	56%
249	VIOLENT CRIME INTERVENTION FND							
106	DEPUTIES - VIOLENT CRIME F	5,285	4,207	45,802	49,589	49,740	151	100%
201	SOCIAL SEC/VIOLENT CRIME FU	295	246	2,617	2,884	3,146	262	92%
204	PENSIONS/VIOLENT CRIME FUND	644	541	5,518	6,213	6,343	130	98%
205	HEALTH INS/VIOLENT CRIME FU	1,916	2,012	21,254	23,567	23,912	345	99%
212	MEDICARE/VIOLENT CRIME FUND	69	58	612	675	736	61	92%
299	OTHER FRINGE BENE/VCIF GRA	0	0	0	500	0	-500	0%
435	OFFICE SUPP/VIOLENT CRIME	0	0	117	0	0	0	0%
451	UNIFORM/VIOLENT CRIME FUND	0	0	35,200	0	0	0	0%
716	LAW ENF EQP/VIOLENT CRIME	4,179	0	24,844	1,124	1,000	-124	112%
718	VEHICLES/VIOLENT CRIME FUN	0	0	40,200	0	0	0	0%
---		12,388	7,064	176,164	84,552	84,877	325	100%
257	THSO GRANT Z24THS358							
187	THSO OT ALCOHOL SAT & EQUI	0	0	15,047	19,615	25,920	6,305	76%
187	THSO OT ALCOHOL SAT & EQUI	0	0	12,304	20,054	26,913	6,859	75%
201	SS ALCOHOL SATURATION & EQ	0	0	898	1,173	0	-1,173	0%
201	SS ALCOHOL SATURATION & EQ	0	0	734	1,212	0	-1,212	0%
204	RET ALCOHOL SATURATION & E	0	0	1,622	2,452	0	-2,452	0%
204	RET ALCOHOL SATURATION & E	0	0	1,328	2,507	0	-2,507	0%
212	MED ALCOHOL SATURATION & E	0	0	210	274	0	-274	0%
212	MED ALCOHOL SATURATION & E	0	0	172	284	0	-284	0%
431	THSO LAW ENFORCE SUPPLIES	-46	0	0	0	0	0	0%
716	THSO - EQUIPMENT	0	0	0	12,187	13,549	1,362	90%
---		-46	0	32,315	59,758	66,382	6,624	90%
259	THSO GRANT Z23THS347							
187	THSO SATURATION GRANT FY23	0	0	11,828	0	0	0	0%
201	THSO SATURATION GRANT FY23	0	0	706	0	0	0	0%
204	THSO SATURATION GRANT FY23	0	0	1,423	0	0	0	0%
212	THSO SATURATION GRANT FY23	0	0	165	0	0	0	0%

Obj	Account Level Description	June 2023-24	June 2024-25	2023-24 FY Activity	2024-25 Expensed	2024-25 BUDGET	REMAINING BUDGET	% OF BUDGET
101	GENERAL FUND							
54110	SHERIFF'S DEPARTMENT							
259	THSO GRANT Z23THS347							
431	THSO SATURATION GRANT FY23	0	0	13,850	0	0	0	0%
---		0	0	27,972	0	0	0	0%
280	THSO GRANT Z25THS380							
355	TRAVEL - THSO GRANT FY25	0	2,184	0	2,184	1,548	-636	141%
---		0	2,184	0	2,184	1,548	-636	141%
821	ASSET FORFEITURE FUNDS							
716	LAW ENFORCE EQUIP/ASSET FO	35,658	0	138,222	0	0	0	0%
---		35,658	0	138,222	0	0	0	0%
827	MILITARY SURPLUS PROCEEDS							
718	MOTOR VEHICLES/MILITARY SU	1,369	0	59,354	32,000	32,000	0	100%
---		1,369	0	59,354	32,000	32,000	0	100%
---		1,304,959	1,266,624	13,049,441	15,509,418	16,808,354	1,298,939	92%
		=====	=====	=====	=====	=====	=====	=====
54150	DRUG ENFORCEMENT							
000	-							
162	CLERICAL PERSONNEL	-1,350	-1,500	0	0	0	0	0%
201	SOCIAL SECURITY	-81	-90	0	0	0	0	0%
204	PENSIONS	-162	-188	0	0	0	0	0%
205	EMPLOYEE AND DEPENDENT INS	0	-360	0	0	0	0	0%
212	EMPLOYER MEDICARE	-19	-21	0	0	0	0	0%
330	LEASE/SBITA PAYMENTS	0	-103	0	0	0	0	0%
---		-1,612	-2,262	0	0	0	0	0%
---		-1,612	-2,262	0	0	0	0	0%
		=====	=====	=====	=====	=====	=====	=====
54160	ADMIN OF SEX OFFENDER REGISTRY							
000	-							
358	REMITTANCE OF REVENUES	0	0	450	3,950	7,650	3,700	52%
---		0	0	450	3,950	7,650	3,700	52%
---		0	0	450	3,950	7,650	3,700	52%
		=====	=====	=====	=====	=====	=====	=====
54210	JAIL							
000	-							
106	DEPUTIES	314,710	381,668	3,910,504	4,315,560	4,363,987	48,427	99%
110	LIEUTENANT(S)	51,523	48,788	659,990	706,664	707,195	531	100%
115	SERGEANT(S)	44,934	39,080	346,201	490,068	492,991	2,923	99%

Obj	Account Level Description	June 2023-24	June 2024-25	2023-24 FY Activity	2024-25 Expensed	2024-25 BUDGET	REMAINING BUDGET	% OF BUDGET
101	GENERAL FUND							
54210	JAIL							
000	-							
169	PART-TIME PERSONNEL	5,449	4,610	64,212	41,814	101,140	59,326	41%
187	OVERTIME PAY	3,864	6,019	281,845	305,276	305,000	-276	100%
188	BONUS PAYMENTS	83	500	14,000	6,917	8,000	1,083	86%
189	OTHER SALARIES & WAGES	68,859	75,666	902,180	1,002,688	1,066,407	63,719	94%
201	SOCIAL SECURITY	23,306	32,962	368,246	409,558	423,494	13,936	97%
204	PENSIONS	53,211	63,026	593,906	693,243	853,818	160,575	81%
205	EMPLOYEE AND DEPENDENT INS	117,878	131,546	1,298,423	1,484,063	1,437,000	-47,063	103%
206	LIFE INSURANCE	0	0	0	0	5,000	5,000	0%
210	UNEMPLOYMENT COMPENSATION	1,546	0	2,458	2,210	0	-2,210	0%
212	EMPLOYER MEDICARE	5,451	7,717	86,122	95,827	99,043	3,216	97%
299	OTHER FRINGE BENEFITS	483	582	3,618	3,498	5,000	1,502	70%
302	ADVERTISING	0	0	0	0	3,000	3,000	0%
307	COMMUNICATION(DETENTION CT	578	408	4,535	3,573	8,500	4,927	42%
310	CONTRACTS - PRISONER TRANS	0	30,000	30,000	30,000	30,000	0	100%
312	CONTRACTS WITH PRIVATE AGE	592,764	262,918	2,709,798	2,472,044	2,340,785	-131,259	106%
320	DUES AND MEMBERSHIPS	1,350	0	1,385	0	300	300	0%
330	LEASE/SBITA PAYMENTS	0	1,685	0	124,635	121,804	-2,831	102%
333	LICENSES	0	0	153	0	0	0	0%
334	MAINTENANCE AGREEMENTS	28,041	20,897	239,339	239,700	284,945	45,245	84%
335	MAINTENANCE & REPAIR - BLD	4,509	490	20,750	490	21,700	21,210	2%
336	MAINTENANCE & REPAIR - EQU	1,116	15,874	9,597	28,069	30,000	1,931	94%
340	MEDICAL & DENTAL SERV (JAI	3,485	3,915	35,342	26,005	31,000	4,995	84%
347	PEST CONTROL (JAIL)	250	0	5,750	6,000	7,000	1,000	86%
347	DISCOUNTS TAKEN	0	0	0	-500	0	500	0%
348	POSTAL CHARGES (JAIL)	0	0	0	0	700	700	0%
349	PRINTING	2,060	2,685	2,150	2,803	4,000	1,197	70%
350	INTERNET CONNECTIVITY	721	1,052	5,412	8,135	4,500	-3,635	181%
351	RENTALS (JAIL)	2,892	520	12,488	5,308	15,800	10,492	34%
351	RENTALS/DISCOUNTS TAKEN	0	-4	0	-12	0	12	0%
354	TRANSPORTATION (PRISONERS)	323	212	2,211	7,589	10,500	2,911	72%
355	TRAVEL (JAIL)	1,336	593	5,101	12,731	15,000	2,269	85%
356	REGISTRATION FEES	1,776	0	5,326	10,564	20,000	9,436	53%
359	DISPOSAL FEES	2,105	2,105	12,630	12,630	12,630	0	100%
361	PERMITS	0	0	0	1,080	0	-1,080	0%
410	CUSTODIAL SUPPLIES (JAIL)	4,160	2,217	85,571	117,572	118,000	428	100%
411	DATA PROCESSING SUPPLIES	4,896	992	32,536	33,138	35,000	1,862	95%
412	DIESEL FUEL	1,489	0	1,489	881	1,500	619	59%
414	DUPLICATING SUPPLIES (JAIL)	0	717	5,496	5,639	5,600	-39	101%
415	ELECTRICITY(DETENTION CTR)	48,951	55,624	264,008	275,838	325,000	49,162	85%
421	FOOD PREPARATION SUPP (JAI	2,636	2,066	20,370	19,891	25,000	5,109	80%
422	FOOD SUPPLIES (JAIL)	164,855	78,793	1,116,685	923,607	1,128,750	205,143	82%
431	LAW ENFORCEMENT SUPP (JAIL	2,649	2,179	13,551	28,493	27,000	-1,493	106%
434	NATURAL GAS(DETENTION CTR)	9,299	10,404	85,036	93,464	110,000	16,536	85%
435	OFFICE SUPPLIES (JAIL)	1,833	1,788	12,100	12,505	12,500	-5	100%
435	DISCOUNTS TAKEN	0	-6	0	-12	0	12	0%
441	PRISONERS CLOTHING	2,900	0	4,409	6,001	30,000	23,999	20%
451	UNIFORMS	4,749	1,552	32,749	49,859	31,000	-18,859	161%
454	WATER AND SEWER(DETENTION	31,499	28,505	166,924	222,782	150,000	-72,782	149%
468	CHEMICALS	0	0	0	0	2,400	2,400	0%
499	OTHER SUPP & MATERI (JAIL)	7,087	6,884	108,064	91,443	97,000	5,557	94%
499	OTH SUPP & MATRLS/DISCOUNT	0	0	0	-5	0	5	0%
502	BUILDING AND CONTENTS INSU	0	0	121,865	142,161	142,200	39	100%
506	LIABILITY INSURANCE	0	0	0	103,631	0	-103,631	0%

Obj	Account Level Description	June 2023-24	June 2024-25	2023-24 FY Activity	2024-25 Expensed	2024-25 BUDGET	REMAINING BUDGET	% OF BUDGET
101	GENERAL FUND							
54210	JAIL							
000	-							
513	WORKERS' COMPENSATION INSU	0	0	163,904	149,099	148,200	-899	101%
515	LIABILITY CLAIMS	0	500	0	1,000	1,000	0	100%
530	FINES, ASSESSMENTS, PENALT	17	10	122	10	0	-10	0%
707	BUILDING IMPROVEMENTS	0	1,491	5,374	4,843	10,000	5,157	48%
709	DATA PROCESSING EQUIPMENT	0	0	636	0	2,841	2,841	0%
711	FURNITURE AND FIXTURES	0	219	7,802	4,475	5,000	525	90%
716	LAW ENFORCEMENT EQUIPMENT	72,850	0	77,694	0	0	0	0%
716	LAW ENFORCEMENT EQUIP/DISC	0	0	-1,600	0	0	0	0%
717	MAINTENANCE EQUIPMENT	0	0	2,360	0	2,500	2,500	0%
---		1,694,473	1,329,449	13,960,817	14,834,545	15,240,730	406,185	97%
024	HELENE STORM DAMAGE 9-2024							
106	DEPUTIES - HELENE	0	0	0	1,299	1,299	0	100%
110	LIEUTENANTS - HELENE	0	0	0	4,339	4,340	1	100%
115	SERGEANT - HELENE	0	0	0	1,687	1,687	0	100%
169	PART-TIME PERSONNEL - HELE	0	0	0	153	153	0	100%
187	OVERTIME - HELENE	0	0	0	25,614	25,614	0	100%
189	OTHER SALARY & WAGES - HEL	0	0	0	2,317	2,318	1	100%
201	SOCIAL SECURITY - HELENE	0	0	0	2,150	2,151	1	100%
204	PENSIONS - HELENE	0	0	0	4,107	4,108	1	100%
212	EMPLOYER MEDICARE - HELENE	0	0	0	503	503	0	100%
---		0	0	0	42,169	42,173	4	100%
210	EXTRA DETAIL - FREEDOM HALL							
187	EXTRA DETAIL - FREEDOM HAL	0	0	0	720	720	0	100%
201	SOC SEC/X DETAIL FREEDOM H	0	0	0	41	0	-41	0%
204	PENSION/X DETAIL FREEDOM H	0	0	0	90	0	-90	0%
212	EMP MEDI/X DETAIL FREEDOM	0	0	0	10	0	-10	0%
---		0	0	0	861	720	-141	120%
211	JAIL 3-YEAR EVIDENCE BASED PRG							
106	DEPUTIES - EBP GRANT	7,094	7,913	87,027	94,842	96,678	1,836	98%
189	OTHER SALARIES - EBP GRANT	32	1,777	2,973	5,182	10,000	4,818	52%
201	SOCIAL SECURITY - EBP GRAN	380	545	5,075	5,660	5,994	334	94%
204	PENSION - EBP GRANT	823	974	10,438	11,883	12,085	202	98%
205	EMPLOYEE INS - EBP GRANT	3,330	2,768	38,478	34,163	41,557	7,394	82%
212	MEDICARE - EBP GRANT	89	127	1,187	1,324	0	-1,324	0%
312	CONTRACT - PRIVATE AGENCY -	35,380	46,926	192,507	203,464	231,789	28,325	88%
355	TRAVEL - EBP GRANT	0	0	694	391	3,120	2,729	13%
499	SUPPLIES & MATERIALS - EBP	3,206	2,560	3,918	6,178	6,277	99	98%
---		50,334	63,590	342,297	363,087	407,500	44,413	89%

Obj	Account Level Description	June 2023-24	June 2024-25	2023-24 FY Activity	2024-25 Expensed	2024-25 BUDGET	REMAINING BUDGET	% OF BUDGET
101	GENERAL FUND							
54210	JAIL							
213	INMATE eCIGS							
431	SUPPLIES INMATE eCIGS	0	0	0	0	10,000	10,000	0%
451	UNIFORMS INMATE eCIGS	0	0	0	0	20,000	20,000	0%
499	INMATE E-CIGS	28,963	4,715	94,618	214,985	370,000	155,015	58%
716	EQUIPMENT INMATE eCIGS	0	5,200	0	5,200	45,000	39,800	12%
---		28,963	9,915	94,618	220,185	445,000	224,815	49%
216	FY25 TRAINING EQUIPMENT GRANT							
431	LAW ENFRMNT SUP - TCI GRAN	0	0	0	14,998	15,000	2	100%
---		0	0	0	14,998	15,000	2	100%
235	JAIL - MENTAL HEALTH (OPIOID)							
106	DEPUTIES - MENTAL HLTH	0	11,088	0	86,050	86,166	116	100%
124	PSYCHOLOGICAL PERSONNEL-OP	0	19,771	0	102,844	110,599	7,755	93%
130	SOCIAL WORKERS-OPIOID	0	6,453	0	50,082	51,000	918	98%
201	SOCIAL SECURITY - MENTAL H	0	2,268	0	14,491	14,139	-352	102%
204	PENSIONS - MENTAL HLTH	0	2,524	0	19,656	21,087	1,431	93%
205	EMPLOYEE HEALTH - MENTAL	0	4,024	0	38,513	40,700	2,187	95%
212	EMPLOYER MEDICAR - MENTAL	0	530	0	3,389	3,308	-81	102%
340	MEDICAL SERVICES - EBM PRO	0	2,000	0	3,000	4,000	1,000	75%
431	LAW ENFRMNT SUPPLIES - MEN	0	0	0	0	1,614	1,614	0%
---		0	48,658	0	318,025	332,613	14,588	96%
238	FY24 TRAINING EQUIPMENT GRANT							
431	TRNG EQUIP GRANT/LAW ENF S	0	0	15,033	0	0	0	0%
---		0	0	15,033	0	0	0	0%
246	CONFIMENT FACILITIES COVID-19							
410	CUST SUPP CONFINE FACILITI	0	0	8,448	0	0	0	0%
441	PRISON CLOT CONFINE FACILI	0	0	68,505	0	0	0	0%
499	OTHER SUPPL CONFINE FACILI	5,610	0	15,816	0	0	0	0%
707	BLDG IMPROV CONFINE FACILI	57,775	0	71,764	0	0	0	0%
711	FURN & FIXT CONFINE FACILI	0	0	159,215	0	0	0	0%
717	MAINT EQUIP CONFINE FACILI	0	0	23,257	0	0	0	0%
---		63,385	0	347,005	0	0	0	0%
---		1,837,155	1,451,612	14,759,770	15,793,870	16,483,736	689,866	96%
54240	JUVENILE SERVICES							
000	-							
105	SUPERVISOR'DIRECTOR	4,893	5,453	61,659	65,819	65,860	41	100%
112	YOUTH SERVICE OFFICER(S)	9,950	12,895	131,954	141,972	144,768	2,796	98%
201	SOCIAL SECURITY	894	1,106	11,786	12,590	14,240	1,650	88%
204	PENSIONS	1,982	2,362	22,749	23,222	27,640	4,418	84%

Obj	Account Level Description	June 2023-24	June 2024-25	2023-24 FY Activity	2024-25 Expensed	2024-25 BUDGET	REMAINING BUDGET	% OF BUDGET
101	GENERAL FUND							
54240	JUVENILE SERVICES							
000	-							
205	EMPLOYEE AND DEPENDENT INS	2,162	3,026	24,980	33,289	45,180	11,891	74%
212	EMPLOYER MEDICARE	209	259	2,757	2,945	3,340	395	88%
299	OTHER FRINGE BENEFITS	0	0	165	243	450	207	54%
307	COMMUNICATION (JUVENILE SE	-447	65	989	908	2,200	1,292	41%
309	CONTRACTS WITH GOVT.AGENCI	2,250	4,500	4,500	4,500	4,500	0	100%
310	CONTR.W'OTHER PUBLIC AGENC	78,265	45,810	553,771	357,173	475,000	117,827	75%
312	CONTRACTS - PRIVATE AGENCI	15	7	180	286	200	-86	143%
320	DUES AND MEMBERSHIPS	0	0	120	0	950	950	0%
334	MAINTENANCE AGREEMENTS	-230	0	651	296	2,300	2,004	13%
348	POSTAL CHARGES	1,389	1,626	1,389	1,626	3,500	1,874	46%
355	TRAVEL (JUVENILE)	0	0	1,975	2,432	7,000	4,568	35%
356	REGISTRATION FEES	0	0	450	470	450	-20	104%
413	DRUGS AND MEDICAL SUPPLIES	0	0	0	0	600	600	0%
414	DUPLICATING SUPPLIES (JUVE	0	0	263	143	350	207	41%
435	OFFICE SUPPLIES (JUVENILE)	0	0	633	1,478	8,500	7,022	17%
506	INSURANCE-LIABILITY	0	0	0	711	0	-711	0%
513	WORKERS' COMPENSATION INSU	0	0	4,828	401	300	-101	134%
599	OTHER CHARGES	0	0	0	0	300	300	0%
790	OTHER EQUIPMENT	3,921	0	5,136	0	0	0	0%
---		105,253	77,109	830,935	650,504	807,628	157,124	81%
---		105,253	77,109	830,935	650,504	807,628	157,124	81%
=====								
54250	WORK RELEASE PROGRAM							
000	-							
191	BD & COMMITTEE MEMBERS FEE	180	60	3,720	2,220	10,800	8,580	21%
201	SOCIAL SECURITY	11	4	231	138	710	572	19%
204	PENSIONS	0	0	0	0	380	380	0%
212	EMPLOYER MEDICARE	3	1	54	32	160	128	20%
513	WORKERS' COMPENSATION INSU	0	0	23	255	300	45	85%
---		194	65	4,028	2,645	12,350	9,705	21%
---		194	65	4,028	2,645	12,350	9,705	21%
=====								
54310	FIRE PREVENTION AND CONTROL							
000	-							
316	CONTRIBUTIONS	18,828	303,000	1,053,299	1,769,782	2,127,500	357,718	83%
599	OTHER CHARGES	0	0	7,000	0	0	0	0%
---		18,828	303,000	1,060,299	1,769,782	2,127,500	357,718	83%
---		18,828	303,000	1,060,299	1,769,782	2,127,500	357,718	83%
=====								
54410	EMERGENCY MANAGEMENT AGENCY							
000	-							
105	SUPERVISOR/DIRECTOR	-7	6,169	60,076	69,495	75,000	5,505	93%
169	PART-TIME PERSONNEL	0	255	0	255	47,438	47,183	1%
187	OVERTIME PAY	0	126	0	6,221	7,000	779	89%

Obj	Account Level Description	June 2023-24	June 2024-25	2023-24 FY Activity	2024-25 Expensed	2024-25 BUDGET	REMAINING BUDGET	% OF BUDGET
101	GENERAL FUND							
54410	EMERGENCY MANAGEMENT AGENCY							
000	-							
189	OTHER SALARIES & WAGES	5,429	-1,560	88,640	28,783	44,720	15,937	64%
201	SOCIAL SECURITY	313	311	8,909	6,324	11,745	5,421	54%
204	PENSIONS	572	699	16,310	11,873	12,361	488	96%
205	EMPLOYEE AND DEPENDENT INS	2,637	757	44,944	22,371	33,000	10,629	68%
212	EMPLOYER MEDICARE	73	73	2,084	1,479	2,766	1,287	53%
299	OTHER FRINGE BENEFITS	-192	0	255	0	0	0	0%
307	COMMUNICATION	471	317	3,317	1,903	3,340	1,437	57%
312	CONTRACTS - PRIVATE AGENCI	0	78	0	983	1,190	207	83%
320	DUES AND MEMBERSHIPS	0	0	275	220	220	0	100%
330	LEASE/SBITA PAYMENTS	0	1	0	285	290	5	98%
333	LICENSES	0	0	26	0	0	0	0%
334	MAINTENANCE AGREEMENTS	224	708	10,705	1,957	2,398	441	82%
338	MAINT & REPAIR VEHICLES	279	2,402	761	2,692	2,000	-692	135%
348	POSTAL CHARGES	3	0	88	0	100	100	0%
349	PRINTING, STATIONERY AND F	0	0	90	0	0	0	0%
350	INTERNET CONNECTIVITY	427	629	4,160	4,476	4,310	-166	104%
351	RENTALS	1,150	2,576	13,800	30,912	34,047	3,135	91%
355	TRAVEL	252	0	273	25	1,500	1,475	2%
356	TUITION	500	0	1,200	350	800	450	44%
410	CUSTODIAL SUPPLIES	237	0	237	407	500	93	81%
411	DATA PROCESSING SUPPLIES	0	0	0	896	1,000	104	90%
412	DIESEL FUEL	0	0	0	254	1,000	746	25%
422	FOOD SUPPLIES	172	0	445	153	300	147	51%
425	GASOLINE	502	190	5,245	2,355	9,500	7,145	25%
435	OFFICE SUPPLIES	0	9	152	231	500	269	46%
446	SMALL TOOLS	17	1,701	1,379	2,002	2,500	498	80%
450	TIRES AND TUBES	0	0	1,944	0	1,000	1,000	0%
451	UNIFORMS	0	0	1,155	77	300	223	26%
453	VEHICLE PARTS	0	0	300	3,672	3,500	-172	105%
471	SOFTWARE	0	0	120	0	0	0	0%
499	OTHER SUPPLIES AND MATERIA	56	1,032	111	1,527	1,100	-427	139%
499	OTH SUPPLIES/DISCOUNTS TAK	0	0	0	-25	0	25	0%
502	BUILDING AND CONTENTS INSU	0	0	3,484	1,129	1,200	71	94%
506	LIABILITY INSURANCE	0	0	585	419	600	181	70%
511	INSURANCE-VEHICLE/EQUIP	0	0	2,055	5,533	5,690	157	97%
513	WORKERS' COMPENSATION INSU	0	0	1,378	307	310	3	99%
709	DATA PROCESSING EQUIPMENT	0	0	0	4,090	4,000	-90	102%
790	OTHER EQUIPMENT	0	0	0	1,100	1,100	0	100%
---		13,115	16,473	274,503	214,731	318,325	103,594	67%
024	HELENE STORM DAMAGE 9-2024							
105	DIRECTOR - HELENE	0	108	0	899	2,000	1,101	45%
187	OT - HELENE	0	1,050	0	30,452	35,533	5,081	86%
201	SOCIAL SECURITY - HELENE	0	71	0	1,967	2,331	364	84%
204	PENSIONS - HELENE	0	149	0	4,071	4,692	621	87%
212	EMPLOYER MEDICARE - HELENE	0	17	0	460	546	86	84%
312	CONSULTANT - HELENE	0	295,644	0	566,305	500,000	-66,305	113%
509	REFUNDS/BLDG PERMITS WAIVE	0	155	0	53,348	60,000	6,652	89%
599	HELENE STORM DAMAGE 9-2024	0	235	0	195,261	195,026	-235	100%
---		0	297,429	0	852,763	800,128	-52,635	107%

Account Level	June	June	2023-24	2024-25	2024-25	REMAINING	% OF
Obj Description	2023-24	2024-25	FY Activity	Expensed	BUDGET	BUDGET	BUDGET
101 GENERAL FUND							
54410 EMERGENCY MANAGEMENT AGENCY							
822 EMA UNSPENT GRANT FUNDS							
590 TRNS TO OTHER FUNDS/EMA RE	0	0	9,616	0	0	0	0%
---	0	0	9,616	0	0	0	0%
---	13,115	313,902	284,119	1,067,494	1,118,453	50,959	95%
=====							
54420 RESCUE SQUAD & LIFE SAVING CRE							
000 -							
316 CONTRIBUTIONS	0	0	87,700	109,600	109,600	0	100%
---	0	0	87,700	109,600	109,600	0	100%
---	0	0	87,700	109,600	109,600	0	100%
=====							
54430 DISASTER RELIEF							
000 -							
590 TRANSFERS TO OTHER FUNDS	0	0	0	3,091,000	3,091,000	0	100%
---	0	0	0	3,091,000	3,091,000	0	100%
---	0	0	0	3,091,000	3,091,000	0	100%
=====							
54490 OTHER EMERGENCY MANAGEMENT							
265 HOMELAND SECURITY GRANT 2021							
316 HOMELAND SECURITY GRANT 20	5	0	145,628	0	0	0	0%
---	5	0	145,628	0	0	0	0%
266 HOMELAND SECURITY GRANT 2022							
316 HOMELAND SECURITY GRANT 20	0	0	2,893	217,128	218,107	979	100%
316 CONTRIBUTIONS/DISCOUNTS TA	0	0	0	-981	0	981	0%
---	0	0	2,893	216,147	218,107	1,960	99%
---	5	0	148,521	216,147	218,107	1,960	99%
=====							
54610 COUNTY MEDICAL EXAMINER							
000 -							
309 CONTRACT W/ GOVT AGENCIES	77,287	80,782	309,150	323,127	323,130	3	100%
---	77,287	80,782	309,150	323,127	323,130	3	100%
---	77,287	80,782	309,150	323,127	323,130	3	100%
=====							

Obj	Account Level Description	June 2023-24	June 2024-25	2023-24 FY Activity	2024-25 Expensed	2024-25 BUDGET	REMAINING BUDGET	% OF BUDGET
101	GENERAL FUND							
54900	OTHER PUBLIC SAFETY							
000	-							
105	SUPERVISOR'DIRECTOR	532	558	6,908	6,935	6,938	3	100%
201	SOCIAL SECURITY	33	35	428	430	430	0	100%
204	PENSIONS	65	72	832	869	870	1	100%
212	EMPLOYER MEDICARE	8	8	100	100	110	10	91%
316	CONTRIBUTIONS(E911)	-18,828	0	1,335,000	1,633,023	1,633,023	0	100%
513	WORKERS' COMPENSATION INSU	0	0	369	114	120	6	95%
---		-18,190	673	1,343,637	1,641,471	1,641,491	20	100%
---		-18,190	673	1,343,637	1,641,471	1,641,491	20	100%
=====								
55110	LOCAL HEALTH CENTER							
000	-							
131	MEDICAL PERSONNEL	-2,093	6,881	60,236	70,020	123,990	53,970	56%
162	CLERICAL PERSONNEL	14,472	24,149	200,381	219,743	291,065	71,322	75%
166	CUSTODIAL PERSONNEL	2,217	2,282	26,871	27,752	28,215	463	98%
187	OVERTIME PAY	0	169	0	319	320	1	100%
189	OTHER SALARIES AND WAGES	17,905	9,504	166,617	155,437	239,742	84,305	65%
201	SOCIAL SECURITY	1,939	2,590	26,979	28,293	42,870	14,577	66%
204	PENSIONS	3,990	3,331	49,255	56,427	86,420	29,993	65%
205	EMPLOYEE AND DEPENDENT INS	10,765	9,062	127,015	124,355	134,400	10,045	93%
206	LIFE INSURANCE	0	2,689	0	2,689	2,689	0	100%
212	EMPLOYER MEDICARE	454	606	6,310	6,617	10,030	3,413	66%
299	OTHER FRINGE BENEFITS	363	-66	849	597	2,323	1,726	26%
307	COMMUNICATION (HEALTH DEPT	1,156	1,149	13,666	13,471	13,555	84	99%
309	CONTR.W'GOV.AG.(SUPPLE.PAY	0	0	17,400	17,400	17,400	0	100%
312	CONTRACTS - PRIVATE AGENCI	331	532	3,481	4,532	6,000	1,468	76%
320	DUES AND MEMBERSHIPS	0	375	0	375	400	25	94%
328	JANITORIAL SERVICES	7,592	17,226	92,723	104,967	104,500	-467	100%
330	LEASE/SBITA PAYMENTS	0	0	19,141	0	19,200	19,200	0%
334	MAINTENANCE AGREEMENTS	4,639	4,443	40,539	28,045	32,550	4,505	86%
335	MAINTENANCE & REPAIR - BLD	0	0	495	5,265	7,200	1,935	73%
336	MAINTENANCE & REPAIR - EQU	0	3,052	2,134	15,158	20,800	5,642	73%
347	PEST CONTROL (HEALTH DEPT)	400	0	1,012	409	1,000	591	41%
348	POSTAL CHARGES (HEALTH DEP	-2,879	-1,122	2,121	3,878	5,000	1,122	78%
349	PRINTING	0	0	425	0	1,000	1,000	0%
350	INTERNET CONNECTIVITY	-205	-205	-2,679	-2,403	0	2,403	0%
351	RENTALS (HEALTH DEPT)	1,135	1,043	10,657	10,427	16,900	6,473	62%
351	DISCOUNTS TAKEN	0	-4	-30	-27	0	27	0%
355	TRAVEL (HEALTH DEPT)	942	1,946	7,027	9,333	6,000	-3,333	156%
356	TUITION & REGISTRATION FEE	0	0	0	169	0	-169	0%
359	DISPOSAL FEES	0	0	0	0	100	100	0%
361	PERMITS	90	0	205	55	0	-55	0%
399	OTHER CONTRACTED SERVICES	3,925	7,675	17,375	20,725	20,600	-125	101%
410	CUSTODIAL SUPP (HEALTH DEP	99	0	1,012	608	2,000	1,392	30%
413	DRUGS & MEDICAL SUPP (HEAL	146	1,918	672	8,090	10,180	2,090	79%
414	DUPLICATING SUPPLIES	0	0	0	0	2,000	2,000	0%
415	ELECTRICITY (HEALTH DEPT)	8,488	9,102	51,250	51,730	52,000	270	99%
434	NATURAL GAS	98	106	1,042	1,377	3,200	1,823	43%
435	OFFICE SUPPLIES (HEALTH DE	2,832	0	3,662	4,068	5,400	1,332	75%
454	WATER & SEWER (HEALTH DEPT	1,584	1,463	9,386	7,486	13,000	5,514	58%
499	OTHER SUPP & MATERI (HEALT	626	2,250	4,959	8,498	8,500	2	100%

Obj	Account Level Description	June 2023-24	June 2024-25	2023-24 FY Activity	2024-25 Expensed	2024-25 BUDGET	REMAINING BUDGET	% OF BUDGET
101	GENERAL FUND							
55110	LOCAL HEALTH CENTER							
000	-							
502	BUILDING AND CONTENTS INSU	0	0	20,028	22,980	23,000	20	100%
506	LIABILITY INSURANCE	0	0	4,719	4,617	4,900	283	94%
513	WORKERS' COMPENSATION INSU	0	0	2,762	-429	4,924	5,353	-9%
530	FINES, ASSESSMENTS, PENALT	30	0	60	162	0	-162	0%
711	FURNITURE AND FIXTURES	1,015	0	1,015	0	3,000	3,000	0%
712	HVAC SYSTEM	0	20,650	0	20,650	20,650	0	100%
---		82,056	132,796	990,772	1,053,865	1,387,023	333,158	76%
024	HELENE STORM DAMAGE 9-2024							
131	MEDICAL PERSONNEL - HELENE	0	0	0	587	587	0	100%
187	OVERTIME PAY - HELENE	0	0	0	980	981	1	100%
189	OTHER SALARY & WAGES - HEL	0	0	0	554	555	1	100%
201	SOCIAL SECURITY - HELENE	0	0	0	126	126	0	100%
204	PENSIONS - HELENE	0	0	0	265	266	1	100%
212	EMPLOYER MEDICARE - HELENE	0	0	0	29	30	1	98%
---		0	0	0	2,541	2,545	4	100%
825	HEALTH DGA GRANT							
131	MEDICAL PERSONNEL/DGA	0	0	0	0	148,199	148,199	0%
162	CLERICAL PERSONNEL	19,424	24,021	268,272	267,005	267,308	303	100%
188	BONUS PAYMENTS/HEALTH DGA	0	0	0	0	5,241	5,241	0%
189	OTHER SALARIES AND WAGES	26,991	25,862	269,118	343,358	591,006	247,648	58%
201	SOCIAL SECURITY	2,743	2,957	31,808	36,247	58,779	22,532	62%
204	PENSIONS	5,693	5,287	60,767	69,158	113,766	44,608	61%
205	EMPLOYEE AND DEPENDENT INS	13,592	15,057	149,035	169,572	314,956	145,384	54%
206	LIFE INSURANCE/HEALTH DGA	0	0	2,489	0	0	0	0%
210	UNEMPLOYMENT COMPENSATION	0	1,330	0	1,330	726	-604	183%
212	EMPLOYER MEDICARE	642	691	7,439	8,477	13,747	5,270	62%
299	OTHER FRINGE BENEFITS	171	69	171	423	0	-423	0%
355	TRAVEL (HEALTH DEPT)	1,136	165	3,103	2,361	15,000	12,639	16%
356	TUITION (HEALTH DEPT)	0	0	0	26,614	34,000	7,386	78%
399	OTHER CONTRACTED SERVICES	2,556	998	6,850	13,668	20,100	6,432	68%
506	LIABILITY INSURANCE	0	0	0	352	7,600	7,248	5%
513	WORKERS' COMPENSATION INSU	0	0	0	1,420	2,844	1,424	50%
---		72,948	76,437	799,052	939,985	1,593,272	653,287	59%
---		155,004	209,233	1,789,824	1,996,391	2,982,840	986,449	67%
55120	RABIES AND ANIMAL CONTROL							
000	-							
316	CONTRIBUTIONS	0	0	250,000	250,000	250,000	0	100%
---		0	0	250,000	250,000	250,000	0	100%
---		0	0	250,000	250,000	250,000	0	100%

Obj	Account Level Description	June 2023-24	June 2024-25	2023-24 FY Activity	2024-25 Expensed	2024-25 BUDGET	REMAINING BUDGET	% OF BUDGET
101	GENERAL FUND							
55130	AMBULANCE/EMERGENCY MEDICAL SE							
000	-							
316	CONTRIBUTIONS	0	214,310	2,421,753	2,571,753	2,571,753	0	100%
502	INSURANCE-BLDG AND CONTENT	0	0	0	631	640	9	99%
---		0	214,310	2,421,753	2,572,384	2,572,393	9	100%
---		0	214,310	2,421,753	2,572,384	2,572,393	9	100%
=====								
55310	REGIONAL MENTAL HEALTH CENTER							
000	-							
316	CONTRIBUTIONS	0	0	17,000	21,000	21,000	0	100%
---		0	0	17,000	21,000	21,000	0	100%
---		0	0	17,000	21,000	21,000	0	100%
=====								
55510	GENERAL WELFARE ASSISTANCE							
000	-							
341	PAUPER BURIALS	1,200	200	20,656	9,800	30,000	20,200	33%
---		1,200	200	20,656	9,800	30,000	20,200	33%
---		1,200	200	20,656	9,800	30,000	20,200	33%
=====								
55720	SANITATION EDUCATION/INFORMATI							
000	-							
140	SALARY SUPPLEMENTS	0	0	0	1,600	1,600	0	100%
187	OVERTIME PAY	0	0	0	2,014	2,050	36	98%
189	OTHER SALARIES & WAGES	0	7,414	35,920	62,319	62,320	1	100%
201	SOCIAL SECURITY	0	433	2,230	3,891	3,910	19	100%
204	PENSIONS	0	945	4,330	7,808	7,790	-18	100%
205	EMPLOYEE AND DEPENDENT INS	0	1,484	12,932	16,683	17,150	467	97%
212	EMPLOYER MEDICARE	0	101	530	910	920	10	99%
302	ADVERTISING	1,321	766	25,613	27,740	28,000	260	99%
499	OTHER SUPPLIES & MATERIALS	3,338	4,544	6,753	8,985	9,300	315	97%
513	WORKERS' COMPENSATION INSU	0	0	694	1,057	900	-157	117%
---		4,659	15,687	89,002	133,007	133,940	933	99%
024	HELENE STORM DAMAGE 9-2024							
187	OVERTIME - HELENE	0	0	0	1,156	1,157	1	100%
201	SOCIAL SECURITY - HELENE	0	0	0	84	85	1	99%
204	PENSIONS - HELENE	0	0	0	174	175	1	100%
212	EMPLOYER MEDICARE - HELENE	0	0	0	20	20	0	98%
---		0	0	0	1,434	1,437	3	100%
---		4,659	15,687	89,002	134,441	135,377	936	99%
=====								

Obj	Account Level Description	June 2023-24	June 2024-25	2023-24 FY Activity	2024-25 Expensed	2024-25 BUDGET	REMAINING BUDGET	% OF BUDGET
101	GENERAL FUND							
56100	ADULT ACTIVITIES							
000	-							
316	CONTRIBUTIONS	0	0	121,000	125,477	125,477	0	100%
---		0	0	121,000	125,477	125,477	0	100%
---		0	0	121,000	125,477	125,477	0	100%
=====								
56500	LIBRARIES							
000	-							
103	ASSISTANT(S)	8,303	2,582	73,692	99,578	106,621	7,043	93%
105	SUPERVISOR/DIRECTOR	5,096	5,679	63,847	68,591	68,599	8	100%
106	DEPUTY(IES)	15,652	19,710	211,299	210,677	210,706	29	100%
169	PART-TIME PERSONNEL	14,094	17,350	167,446	195,731	197,500	1,769	99%
187	OVERTIME PAY	0	0	0	119	120	1	99%
201	SOCIAL SECURITY	2,627	2,756	31,397	35,017	36,478	1,461	96%
204	PENSIONS	3,180	3,197	38,371	44,060	47,529	3,469	93%
205	EMPLOYEE AND DEPENDENT INS	5,765	5,296	70,954	64,237	72,000	7,763	89%
206	LIFE INSURANCE	0	0	2,489	0	2,500	2,500	0%
212	EMPLOYER MEDICARE	614	645	7,343	8,190	8,534	344	96%
307	COMMUNICATION	97	93	782	758	850	92	89%
312	CONTRACTS WITH PRIVATE AGE	200	269	12,379	9,863	9,964	101	99%
317	DATA PROCESSING SERVICES	0	0	1,865	0	0	0	0%
320	DUES AND MEMBERSHIPS	0	0	0	375	375	0	100%
330	LEASE/SBITA PAYMENTS	0	6,729	75	11,984	12,256	272	98%
333	LICENSES	0	0	1,891	1,550	1,551	1	100%
334	MAINTENANCE AGREEMENTS	0	826	15,724	17,609	16,914	-695	104%
335	MAINTENANCE & REPAIR - BLD	0	0	3,905	168	168	0	100%
347	PEST CONTROL	0	3,531	702	4,123	4,014	-109	103%
348	POSTAL CHARGES	570	247	570	471	224	-247	210%
349	PRINTING, STATIONERY AND F	0	890	0	2,005	2,005	0	100%
350	INTERNET CONNECTIVITY	921	240	4,927	2,885	3,330	445	87%
351	RENTALS	375	375	4,500	4,500	4,500	0	100%
359	DISPOSAL FEES	0	0	30	0	0	0	0%
410	CUSTODIAL SUPPLIES	0	0	2,859	2,985	2,985	0	100%
411	DATA PROCESSING SUPPLIES	0	265	3,558	798	1,349	551	59%
415	ELECTRICITY	2,550	3,348	17,054	17,677	18,000	323	98%
432	LIBRARY BOOKS	-85	12,466	61,711	84,363	89,000	4,637	95%
434	NATURAL GAS	64	120	1,279	1,565	1,300	-265	120%
435	OFFICE SUPPLIES	0	0	3,742	3,970	3,970	0	100%
437	PERIODICALS	0	0	3,708	3,873	3,874	1	100%
454	WATER AND SEWER	387	436	2,276	2,418	2,000	-418	121%
471	SOFTWARE	0	0	768	0	0	0	0%
499	OTHER SUPPLIES AND MATERIA	0	1,820	4,228	5,954	6,005	51	99%
502	BUILDING AND CONTENTS INSU	0	0	6,663	7,515	7,515	0	100%
506	LIABILITY INSURANCE	0	0	3,581	3,365	3,022	-343	111%
513	WORKERS' COMPENSATION INSU	0	0	1,227	104	600	496	17%
709	DATA PROCESSING EQUIPMENT	0	13,328	5,434	18,077	17,801	-276	102%
709	DATA PROCESSING/DISCOUNTS	0	-308	0	-308	0	308	0%
711	FURNITURE AND FIXTURES	54	0	1,222	653	654	1	100%
---		60,464	101,890	833,498	935,500	964,813	29,313	97%

Obj	Account Level Description	June 2023-24	June 2024-25	2023-24 FY Activity	2024-25 Expensed	2024-25 BUDGET	REMAINING BUDGET	% OF BUDGET
101	GENERAL FUND							
56500	LIBRARIES							
170	CITY OF JOHNSON CITY							
316	JC/WASH COUNTY PUBLIC LIBR	0	0	127,000	127,000	127,000	0	100%
---		0	0	127,000	127,000	127,000	0	100%
755	TOP GRANT FY25							
312	TECH TRAINING - TOP GRANT	0	300	0	500	500	0	100%
350	INTERNET CONNECTIVITY - TO	0	476	0	3,912	4,800	888	81%
---		0	776	0	4,412	5,300	888	83%
759	WEST END SENIOR FOUNDATION							
312	CONTRACTS - PRIVATE AGENCI	0	0	200	0	0	0	0%
499	OTHER SUPPLIES AND MATERIA	0	0	395	0	0	0	0%
---		0	0	595	0	0	0	0%
761	LIBRARY EMER CONNECTIVITY FUND							
350	INTERNET - FCC ECF GRANT	0	0	2,043	0	870	870	0%
---		0	0	2,043	0	870	870	0%
762	TOP GRANT FY24							
312	TECH TRAINING - TOP GRANT	150	0	500	0	0	0	0%
---		150	0	500	0	0	0	0%
763	LIBRARY LTSA TECHNOLOGY FY24							
709	DATA PROCESSING EQUIPMENT	0	0	1,539	0	0	0	0%
---		0	0	1,539	0	0	0	0%
764	LIBRARY LTSA TECHNOLOGY FY25							
399	OTHER CONTR SERV - FY25 LT	0	0	0	1,360	1,360	0	100%
---		0	0	0	1,360	1,360	0	100%
---		60,614	102,666	965,175	1,068,272	1,099,343	31,071	97%
=====								
56900	OTHER SOCIAL, CULTURAL & RECRE							
000	-							
316	CONTRIBUTIONS	0	0	115,000	115,000	115,000	0	100%
---		0	0	115,000	115,000	115,000	0	100%
---		0	0	115,000	115,000	115,000	0	100%
=====								

Obj	Account Level Description	June 2023-24	June 2024-25	2023-24 FY Activity	2024-25 Expensed	2024-25 BUDGET	REMAINING BUDGET	% OF BUDGET
101	GENERAL FUND							
57100	AGRICULTURAL EXTENSION SERVICE							
000	-							
309	CONTRACTS WITH GOVERNMENT	109,326	110,429	444,473	452,330	634,496	182,166	71%
312	CONTRACTS - PRIVATE AGENCI	55	55	701	397	820	423	48%
320	DUES AND MEMBERSHIPS	0	0	820	730	900	170	81%
328	JANITORIAL SERVICES	381	0	4,572	0	0	0	0%
334	MAINTENANCE AGREEMENTS	0	0	1,710	1,767	2,700	933	65%
335	MAINTENANCE & REPAIR - BLD	0	0	0	295	2,000	1,705	15%
347	PEST CONTROL	0	0	550	600	600	0	100%
347	DISCOUNTS TAKEN	0	0	0	-50	0	50	0%
350	INTERNET CONNECTIVITY	239	239	2,871	2,871	3,000	129	96%
351	RENTALS	442	392	7,225	7,160	8,000	840	89%
351	DISCOUNTS TAKEN	-6	-5	-39	-33	0	33	0%
355	TRAVEL	1,877	2,925	12,293	11,410	14,670	3,260	78%
356	TUITION	0	0	121	930	930	0	100%
359	DISPOSAL FEES	0	0	0	56	0	-56	0%
410	CUSTODIAL SUPPLIES	122	0	801	997	1,000	3	100%
411	DATA PROCESSING SUPPLIES	0	1,884	960	2,499	2,500	1	100%
415	ELECTRICITY	467	493	2,590	2,312	2,800	488	83%
434	NATURAL GAS	100	101	879	1,043	1,000	-43	104%
435	OFFICE SUPPLIES	713	537	3,499	3,999	4,000	1	100%
454	WATER & SEWER	136	133	822	810	1,200	390	68%
499	OTHER SUPP & MATERIALS	1,196	788	4,617	3,543	3,625	82	98%
502	BUILDING AND CONTENTS INSU	0	0	1,250	1,437	1,500	63	96%
511	INSURANCE-VEHICLE/EQUIP	0	0	18	0	0	0	0%
709	DATA PROCESSING EQUIPMENT	0	0	3,000	2,923	3,000	77	97%
711	FURNITURE AND FIXTURES	0	1,763	138	6,027	6,050	23	100%
---		115,048	119,734	493,871	504,053	694,791	190,738	73%
---		115,048	119,734	493,871	504,053	694,791	190,738	73%
=====								
57300	FOREST SERVICE							
000	-							
326	FOREST RESOURCE SERVICES	0	0	1,500	1,500	1,500	0	100%
---		0	0	1,500	1,500	1,500	0	100%
---		0	0	1,500	1,500	1,500	0	100%
=====								
57500	SOIL CONSERVATION							
000	-							
189	OTHER SALARIES & WAGES	11,621	13,204	143,387	157,933	157,940	7	100%
201	SOCIAL SECURITY	686	782	8,499	9,381	9,760	379	96%
204	PENSIONS	1,424	1,697	17,276	19,788	19,750	-38	100%
205	EMPLOYEE AND DEPENDENT INS	3,548	3,725	41,002	43,642	43,680	38	100%
212	EMPLOYER MEDICARE	160	183	1,988	2,194	2,310	116	95%
506	INSURANCE-LIABILITY	0	0	0	534	540	6	99%
513	WORKERS' COMPENSATION INSU	0	0	2,400	1,182	1,200	18	99%
---		17,439	19,591	214,552	234,654	235,180	526	100%
---		17,439	19,591	214,552	234,654	235,180	526	100%
=====								

Obj	Account Level Description	June 2023-24	June 2024-25	2023-24 FY Activity	2024-25 Expensed	2024-25 BUDGET	REMAINING BUDGET	% OF BUDGET
101	GENERAL FUND							
57800	STORM WATER MANAGEMENT							
000	-							
321	ENGINEERING SERVICES	4,000	4,000	24,000	24,300	30,000	5,700	81%
333	LICENSES (STORM WATER MGT)	0	0	3,460	3,460	3,500	40	99%
---		4,000	4,000	27,460	27,760	33,500	5,740	83%
---		4,000	4,000	27,460	27,760	33,500	5,740	83%
=====								
57900	OTHER AGRICULTURE & NATURAL RE							
000	-							
316	OTHER AG CONTRIBUTIONS	0	0	0	5,000	5,000	0	100%
599	OTHER AGRICULTURE CHARGES	0	0	2,500	2,500	2,500	0	100%
---		0	0	2,500	7,500	7,500	0	100%
---		0	0	2,500	7,500	7,500	0	100%
=====								
58110	TOURISM							
000	-							
316	CONTRIBUTIONS	0	0	10,000	10,000	10,000	0	100%
---		0	0	10,000	10,000	10,000	0	100%
---		0	0	10,000	10,000	10,000	0	100%
=====								
58190	OTHER ECONOMIC AND COMMUNITY D							
000	-							
309	CONTRACTS WITH GOVERNMENT	550,592	0	550,592	682,830	687,500	4,670	99%
316	ECONOMIC DEVELOPMENT CONTR	0	50,000	220,615	220,615	220,615	0	100%
356	REGISTRATION FEES	0	0	400	0	0	0	0%
399	OTHER CONTRACTED SERVICES	0	0	6,250	0	65,000	65,000	0%
599	WORK KEYS TESTING	0	0	2,997	1,262	30,000	28,739	4%
724	SITE DEVELOPMENT	0	0	1,120	0	0	0	0%
---		550,592	50,000	781,974	904,707	1,003,115	98,409	90%
099	BROADBAND-TCAT SIMULATOR GRANT							
311	ADMINISTRATION - BULLDOZER	0	0	0	0	5,000	5,000	0%
471	SOFTWARE - BULLDOZER SIMUL	0	12,152	0	12,152	12,504	352	97%
499	SUPPLIES - BULLDOZER SIM	0	5,526	0	5,526	5,526	0	100%
730	VOCATIONAL EQUIP-BULLDOZER	0	76,970	0	76,970	76,970	0	100%
---		0	94,648	0	94,648	100,000	5,352	95%
102	WASHINGTON COUNTY IND PARK							
331	LEGAL SERVICES-IND PARK	0	0	4,610	0	0	0	0%
---		0	0	4,610	0	0	0	0%

Obj	Account Level Description	June 2023-24	June 2024-25	2023-24 FY Activity	2024-25 Expensed	2024-25 BUDGET	REMAINING BUDGET	% OF BUDGET
101	GENERAL FUND							
58190	OTHER ECONOMIC AND COMMUNITY D							
420	IDB - ECONOMIC DEVELOPMENT							
305	AUDIT SERVICES	0	0	0	14,000	14,000	0	100%
321	ENGINEERING SERVICES	0	0	5,000	0	0	0	0%
506	LIABILITY INS - IDB	0	0	0	5,000	0	-5,000	0%
599	OTHER CHARGES - IDB	0	0	0	2,500	2,500	0	100%
---		0	0	5,000	21,500	16,500	-5,000	130%
431	WCIP 37 ACRE DEVELOPMENT 2022							
724	SITE DEVELOPMENT WCIP 37 A	81,923	0	339,382	1,000	0	-1,000	0%
---		81,923	0	339,382	1,000	0	-1,000	0%
---		632,515	144,648	1,130,966	1,021,855	1,119,615	97,761	91%
58220	AIRPORT							
000	-							
316	CONTRIBUTION - TCAA FTZ	0	0	19,478	19,854	19,854	0	100%
---		0	0	19,478	19,854	19,854	0	100%
---		0	0	19,478	19,854	19,854	0	100%
58300	VETERANS' SERVICES							
000	-							
187	OVERTIME PAY	0	0	0	349	350	1	100%
189	OTHER SALARIES & WAGES	3,143	7,671	38,903	70,917	76,550	5,633	93%
201	SOCIAL SECURITY	182	466	2,334	4,258	4,800	542	89%
204	PENSIONS	385	464	4,687	6,774	9,600	2,826	71%
205	EMPLOYEE AND DEPENDENT INS	1,414	527	8,483	20,456	17,700	-2,756	116%
212	EMPLOYER MEDICARE	42	109	546	996	1,120	124	89%
302	ADVERTISING	0	0	0	160	400	240	40%
307	COMMUNICATION	168	168	1,005	1,008	1,200	192	84%
312	CONTRACTS - PRIVATE AGENCI	17	25	298	215	480	266	45%
320	VSO DUES	0	0	50	75	300	225	25%
334	MAINTENANCE AGREEMENTS	0	0	1,422	395	625	230	63%
348	POSTAL CHARGES	0	0	139	2	300	298	1%
349	PRINTING, STATIONERY AND F	0	0	0	0	500	500	0%
355	TRAVEL	0	0	937	4,540	4,000	-540	114%
399	OTHER CONTRACTED SERVICES	4,788	0	57,456	25,112	28,250	3,138	89%
435	OFFICE SUPPLIES	310	89	2,432	2,827	3,000	173	94%
435	OFFICE SUPPLIES/DISCOUNT T	0	0	0	-21	0	21	0%
499	OTHER SUPPLIES AND MATERIA	0	320	0	320	1,150	830	28%
506	INSURANCE-LIABILITY	0	0	0	178	0	-178	0%
513	WORKERS' COMPENSATION INSU	0	0	897	447	100	-347	447%
709	DATA PROCESSING EQUIPMENT	0	0	0	0	2,200	2,200	0%
711	FURNITURE AND FIXTURES	0	0	0	0	900	900	0%
---		10,449	9,839	119,589	139,008	153,525	14,518	91%
---		10,449	9,839	119,589	139,008	153,525	14,518	91%

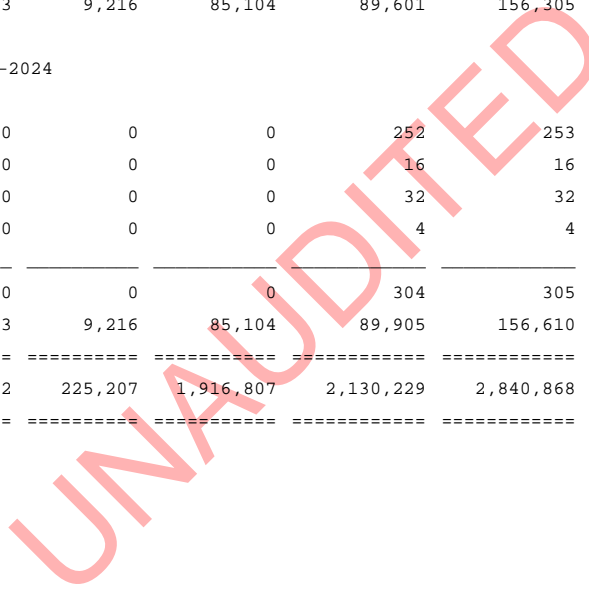
Account Level	June	June	2023-24	2024-25	2024-25	REMAINING	% OF
Obj Description	2023-24	2024-25	FY Activity	Expensed	BUDGET	BUDGET	BUDGET
101							
	GENERAL FUND						
58500							
	CONTRIBUTIONS TO OTHER AGENCIE						
000							
	-						
316	4,500	22,500	40,500	36,000	40,500	4,500	89%
---	4,500	22,500	40,500	36,000	40,500	4,500	89%
---	4,500	22,500	40,500	36,000	40,500	4,500	89%
	=====	=====	=====	=====	=====	=====	=====
58833							
	ARPA-CDBG FOOD INSECURITY						
100							
	2023 CDBG FOOD INSECURITY GRNT						
310	0	0	0	0	28,254	28,254	0%
710	0	66,777	0	254,463	286,081	31,618	89%
718	0	0	0	185,682	185,665	-17	100%
---	0	66,777	0	440,145	500,000	59,855	88%
---	0	66,777	0	440,145	500,000	59,855	88%
	=====	=====	=====	=====	=====	=====	=====
---	5,656,805	5,798,278	54,832,842	66,491,970	71,954,483	5,462,525	92%
	=====	=====	=====	=====	=====	=====	=====

UNAUDITED

Obj	Account Level Description	June 2023-24	June 2024-25	2023-24 FY Activity	2024-25 Expensed	2024-25 BUDGET	REMAINING BUDGET	% OF BUDGET
116	SOLID WASTE FUND							
54430	DISASTER RELIEF							
024	HELENE STORM DAMAGE 9-2024							
359	DISPOSAL FEES/SEPT STORM E	0	0	0	39,520	39,521	1	100%
426	GEN CONSTR MATERL - HELENE	0	0	0	2,420	2,420	0	100%
499	OTH SUPP & MATERL - HELENE	0	0	0	80	80	0	100%
599	OTHER CHARGES/SEPT STORM E	0	0	0	2	3	1	82%
706	BUILD CONSTR/LAMAR CONVEN	0	600	0	8,460	10,000	1,540	85%
---		0	600	0	50,482	52,024	1,542	97%
---		0	600	0	50,482	52,024	1,542	97%
=====								
55732	CONVENIENCE CENTERS							
000	-							
105	SUPERVISOR'DIRECTOR	5,152	-8,346	64,896	46,580	69,056	22,476	67%
141	FOREMEN	5,400	3,661	42,480	42,430	50,960	8,530	83%
147	TRUCK DRIVERS	12,459	14,523	156,651	167,637	176,640	9,003	95%
164	ATTENDANTS	34,721	35,808	407,273	463,530	474,920	11,390	98%
169	PART-TIME PERSONNEL	3,560	4,598	61,562	46,489	86,164	39,675	54%
187	OVERTIME PAY	0	0	0	376	380	4	99%
201	SOCIAL SECURITY	3,567	3,670	43,216	45,806	53,250	7,444	86%
202	HANDLING CHGS & ADMIN FEES	28	0	148	147	0	-147	0%
204	PENSIONS	6,300	7,323	76,060	86,506	96,450	9,944	90%
205	EMPLOYEE AND DEPENDENT INS	20,061	22,520	210,196	251,203	250,400	-803	100%
206	LIFE INSURANCE	108	85	3,516	1,090	0	-1,090	0%
212	EMPLOYER MEDICARE	834	858	10,107	10,713	12,620	1,907	85%
307	COMMUNICATION	497	502	3,019	3,078	3,200	122	96%
308	CONSULTANTS	0	0	0	0	3,000	3,000	0%
312	CONTRACTS - PRIVATE AGENCI	7	192	658	1,183	1,450	267	82%
320	DUES AND MEMBERSHIPS	0	0	150	225	200	-25	113%
322	EVALUATION AND TESTING	25	45	205	45	500	455	9%
333	LICENSES	0	0	51	0	75	75	0%
335	MAINTENANCE & REPAIR - BLD	0	0	50	1,633	8,000	6,367	20%
336	MAINTENANCE & REPAIR - EQU	3,834	5,551	40,340	48,646	51,940	3,294	94%
338	MAINTENANCE & REPAIR - VEH	4,102	1,301	30,370	22,185	40,000	17,815	55%
340	MEDICAL AND DENTAL SERVICE	0	0	60	0	0	0	0%
348	POSTAL CHARGES	10	10	98	36	100	64	36%
350	INTERNET CONNECTIVITY	607	709	3,013	3,926	5,000	1,074	79%
351	RENTALS	0	218	22,073	22,632	22,600	-32	100%
353	TOWING SERVICES	0	0	243	300	750	450	40%
355	TRAVEL	128	0	388	426	1,000	574	43%
356	REGISTRATION FEES	0	0	150	379	400	21	95%
359	DISPOSAL FEES	77,273	79,842	442,320	431,895	532,000	100,105	81%
399	OTHER CONTRACTED SERVICES	0	-54	0	-54	60	114	-90%
410	CUSTODIAL SUPPLIES	0	0	974	1,159	1,500	341	77%
412	DIESEL FUEL	10,825	4,930	68,918	56,755	109,500	52,745	52%
415	ELECTRICITY	1,315	1,121	9,887	9,011	10,000	989	90%
416	EQUIPMENT PARTS - HEAVY	0	3,037	0	3,037	0	-3,037	0%
418	EQUIPMENT AND MACHINERY PA	1,301	3,499	4,556	7,174	11,000	3,826	65%
424	GARAGE SUPPLIES	329	228	1,264	1,000	2,000	1,000	50%
425	GASOLINE	1,847	2,512	9,053	10,229	14,000	3,771	73%
426	GENERAL CONSTRUCTION MATER	288	640	640	1,600	2,000	400	80%
429	INSTRUCTIONAL SUPPLIES & M	0	0	1,800	800	2,000	1,200	40%
433	LUBRICANTS	87	541	4,289	5,441	6,000	559	91%

Obj	Account Level Description	June 2023-24	June 2024-25	2023-24 FY Activity	2024-25 Expensed	2024-25 BUDGET	REMAINING BUDGET	% OF BUDGET
116	SOLID WASTE FUND							
55732	CONVENIENCE CENTERS							
000	-							
435	OFFICE SUPPLIES	0	126	1,377	326	1,500	1,174	22%
442	PROPANE GAS	97	217	763	954	1,400	446	68%
446	SMALL TOOLS	1,168	374	1,654	738	1,000	262	74%
450	TIRES AND TUBES	316	8,815	23,394	23,449	25,000	1,551	94%
451	UNIFORMS	-21	0	151	1,492	2,600	1,108	57%
453	VEHICLE PARTS	44	290	2,091	603	4,000	3,397	15%
454	WATER AND SEWER	309	351	1,847	1,662	2,500	838	66%
462	WIRE	0	0	7,101	7,664	8,000	336	96%
499	OTHER SUPPLIES & MATERIALS	60	302	3,039	1,574	4,700	3,126	33%
502	BUILDING AND CONTENTS INSU	0	0	309	320	350	30	91%
506	LIABILITY INSURANCE	0	0	4,773	3,941	5,000	1,059	79%
510	TRUSTEE'S COMMISSION	421	560	27,472	40,426	23,000	-17,426	176%
511	VEHICLE AND EQUIPMENT INSU	0	0	9,094	10,641	12,000	1,359	89%
513	WORKERS' COMPENSATION INSU	0	0	24,124	20,427	20,500	73	100%
515	LIABILITY CLAIMS	0	500	0	1,000	1,000	0	100%
590	TRANSFERS TO OTHER FUNDS	0	0	0	0	32,000	32,000	0%
733	SOLID WASTE EQUIPMENT	0	0	3,840	42,432	47,000	4,568	90%
---		197,059	201,059	1,831,703	1,952,897	2,290,665	337,768	85%
024	HELENE STORM DAMAGE 9-2024							
105	DIRECTOR - HELENE	0	14,091	0	22,750	24,400	1,650	93%
141	FOREMEN - HELENE	0	0	0	2,189	2,189	0	100%
147	TRUCK DRIVERS - HELENE	0	0	0	5,555	5,555	0	100%
164	ATTENDANTS - HELENE	0	0	0	754	754	0	100%
187	OT - HELENE	0	0	0	2,031	2,032	1	100%
201	SOCIAL SECURITY - HELENE	0	73	0	1,213	2,046	833	59%
204	PENSIONS - HELENE	0	151	0	2,169	4,114	1,945	53%
212	EMPLOYER MEDICARE - HELENE	0	17	0	284	479	195	59%
---		0	14,332	0	36,945	41,569	4,624	89%
201	TDEC COMPACTOR & ROLL-OFF GRAN							
733	EQUIPMENT-COMPACTOR/ROLLOF	0	0	0	0	150,000	150,000	0%
---		0	0	0	0	150,000	150,000	0%
202	TDEC AIR CURTAIN INCINERATOR							
733	EQUIPMENT-INCINERATOR	0	0	0	0	150,000	150,000	0%
---		0	0	0	0	150,000	150,000	0%
---		197,059	215,391	1,831,703	1,989,842	2,632,234	642,392	76%
55759	OTHER WASTE DISPOSAL							
000	-							
164	ATTENDANTS	2,832	3,306	34,736	38,798	38,955	157	100%
201	SOCIAL SECURITY	176	205	2,154	2,405	2,450	45	98%
204	PENSIONS	347	425	4,185	4,861	4,870	9	100%

Account Level	June	June	2023-24	2024-25	2024-25	REMAINING	% OF
Obj Description	2023-24	2024-25	FY Activity	Expensed	BUDGET	BUDGET	BUDGET
116 SOLID WASTE FUND							
55759 OTHER WASTE DISPOSAL							
000 -							
212 EMPLOYER MEDICARE	41	48	504	563	580	17	97%
307 COMMUNICATION	0	0	0	0	1,000	1,000	0%
312 CONTRACTS WITH PRIVATE AGE	6,856	5,096	42,131	41,430	105,000	63,570	39%
333 LICENSES	0	0	0	25	100	75	25%
335 MAINTENANCE & REPAIR - BLD	0	0	0	0	400	400	0%
336 MAINTENANCE & REPAIR - EQU	0	0	0	0	500	500	0%
361 PERMITS	150	0	150	175	300	125	58%
410 CUSTODIAL SUPPLIES	0	0	0	0	200	200	0%
415 ELECTRICITY	87	86	1,080	1,120	1,200	80	93%
454 WATER AND SEWER	14	50	164	224	250	26	89%
499 OTHER SUPPLIES AND MATERIA	0	0	0	0	500	500	0%
---	10,503	9,216	85,104	89,601	156,305	66,704	57%
024 HELENE STORM DAMAGE 9-2024							
164 ATTENDANTS - HELENE	0	0	0	252	253	1	100%
201 SOCIAL SECURITY	0	0	0	16	16	0	98%
204 PENSIONS	0	0	0	32	32	0	99%
212 EMPLOYER MEDICARE	0	0	0	4	4	0	92%
---	0	0	0	304	305	1	99%
---	10,503	9,216	85,104	89,905	156,610	66,705	57%
-----	-----	-----	-----	-----	-----	-----	-----
---	207,562	225,207	1,916,807	2,130,229	2,840,868	710,639	75%
-----	-----	-----	-----	-----	-----	-----	-----



Account Level	June	June	2023-24	2024-25	2024-25	REMAINING	% OF
Obj Description	2023-24	2024-25	FY Activity	Expensed	BUDGET	BUDGET	BUDGET
122 DRUG FUND							
54150 DRUG ENFORCEMENT							
000 -							
312 CONTRACTS - PRIVATE AGENCI	0	0	4,613	0	0	0	0%
319 CONFIDENTIAL DRUG ENFORC P	0	0	5,000	10,000	10,000	0	100%
320 DUES AND MEMBERSHIPS	0	0	0	0	250	250	0%
330 LEASE/SBITA PAYMENTS	0	0	0	4,613	5,000	387	92%
333 LICENSES	0	0	0	0	120	120	0%
355 TRAVEL	0	0	14,645	0	2,000	2,000	0%
431 LAW ENFORCEMENT SUPPLIES	3,456	0	17,725	2,990	2,990	0	100%
431 LAW ENFRMNT SUPPLIES - DI	0	0	0	-284	0	284	0%
510 TRUSTEE'S COMMISSION	13	26	866	294	600	306	49%
716 LAW ENFORCEMENT EQUIPMENT	0	42,092	136,090	62,056	62,565	510	99%
718 MOTOR VEHICLES	0	0	0	94,495	94,495	0	100%
---	3,469	42,118	178,939	174,164	178,020	3,857	98%
---	3,469	42,118	178,939	174,164	178,020	3,857	98%
---	3,469	42,118	178,939	174,164	178,020	3,857	98%

UNAUDITED

Account Level	June	June	2023-24	2024-25	2024-25	REMAINING	% OF
Obj Description	2023-24	2024-25	FY Activity	Expensed	BUDGET	BUDGET	BUDGET
127							
58831							
060							
790	0	108,203	176,841	108,203	0	-108,203	0%
799	190	18,594	190	23,835	0	-23,835	0%
799	0	397,730	296,810	397,730	300,000	-97,730	133%
799	0	0	0	0	1,200,000	1,200,000	0%
799	0	0	72,020	0	0	0	0%
799	19,210	1,329	210,333	1,329	0	-1,329	0%
799	0	65,369	498,073	65,369	0	-65,369	0%
799	0	4,046	243,149	4,046	0	-4,046	0%
799	132,456	2,035	132,456	2,035	0	-2,035	0%
799	58,404	0	58,404	0	0	0	0%
799	0	0	0	607,198	0	-607,198	0%
799	0	307,510	0	307,510	1,010,000	702,490	30%
---	210,260	904,816	1,688,276	1,517,255	2,510,000	992,745	60%
---	210,260	904,816	1,688,276	1,517,255	2,510,000	992,745	60%
=====							
58832							
301							
310	143,975	0	191,966	0	0	0	0%
799	585,570	40,500	5,123,045	85,000	2,267,294	2,182,294	4%
---	729,545	40,500	5,315,011	85,000	2,267,294	2,182,294	4%
---	729,545	40,500	5,315,011	85,000	2,267,294	2,182,294	4%
=====							
91140							
836							
707	67,700	375,200	67,700	482,000	550,000	68,000	88%
---	67,700	375,200	67,700	482,000	550,000	68,000	88%
---	67,700	375,200	67,700	482,000	550,000	68,000	88%
=====							
99100							
000							
590	2,000,000	0	2,000,000	0	0	0	0%
---	2,000,000	0	2,000,000	0	0	0	0%
---	2,000,000	0	2,000,000	0	0	0	0%
---	3,007,505	1,320,516	9,070,987	2,084,255	5,327,294	3,243,039	39%
=====							

Account Level	June	June	2023-24	2024-25	2024-25	REMAINING	% OF
Obj Description	2023-24	2024-25	FY Activity	Expensed	BUDGET	BUDGET	BUDGET
128							
55170							
000							
590 TRANSFERS TO OTHER FUNDS	0	186,000	337,049	186,000	186,000	0	100%
---	0	186,000	337,049	186,000	186,000	0	100%
---	0	186,000	337,049	186,000	186,000	0	100%
---	0	186,000	337,049	186,000	186,000	0	100%

UNAUDITED

Obj	Account Level Description	June 2023-24	June 2024-25	2023-24 FY Activity	2024-25 Expensed	2024-25 BUDGET	REMAINING BUDGET	% OF BUDGET
131	HIGHWAY FUND							
54430	DISASTER RELIEF							
024	HELENE STORM DAMAGE 9-2024							
312	CONTRACTS PRIV/HELENE STOR	0	0	0	9,185	9,185	0	100%
327	FREIGHT EXP/HELENE STORM	0	0	0	153	154	1	100%
332	LEGAL NOTICES & COURT COST	0	0	0	12	12	0	100%
336	MAINT & REPAIR - HELENE ST	0	0	0	2,059	2,059	0	100%
338	MAINT&VEHICLE REPAIR - HEL	0	0	0	2,060	2,060	0	100%
404	ASPHALT-HOT MIX/HELENE STO	0	0	0	15,434	15,434	0	100%
409	CRUSHED STONE - HELENE STO	0	183	0	142,321	142,321	0	100%
416	EQUIP PARTS HEAVY - HELENE	0	0	0	4,661	4,662	1	100%
417	EQUIPMENT PARTS - LIGHT -	0	0	0	470	470	0	100%
426	GEN CONSTR MATERIALS - HEL	0	0	0	1,880	1,880	0	100%
426	GEN CONST MAT/JACKSON BRID	0	0	0	557	557	0	100%
433	LUBRICANTS- HELENE STORM	0	0	0	1,639	1,640	1	100%
435	OFFICE SUPPLIES/HELENE STO	0	0	0	800	800	0	100%
440	PIPE/METAL - HELENE STORM	0	0	0	2,229	2,229	0	100%
443	ROAD SIGNS - HELENE STORM	0	0	0	2,528	2,528	0	100%
446	SMALL TOOLS - HELENE STORM	0	0	0	1,674	1,674	0	100%
450	TIRES AND TUBES - HELENE	0	0	0	2,049	2,049	0	100%
499	OTHER SUPPLIES - HELENE	0	0	0	2,693	2,694	1	100%
599	OTHER CHARGES - HELENE STO	0	0	0	44,312	44,312	0	100%
705	CORBY BRIDGE HELENE DISAST	0	20,053	0	20,053	1,685,900	1,665,847	1%
706	HIGHWAY BLOCK 2 HELENE DIS	0	2,600	0	22,416	22,316	-100	100%
713	LITTLE GERMANY RD HELENE D	0	0	0	5,459,429	6,100,000	640,571	89%
715	BILL MAUK RD HELENE LAND A	0	0	0	100,000	100,000	0	100%
---		0	22,836	0	5,838,614	8,144,936	2,306,322	72%
---		0	22,836	0	5,838,614	8,144,936	2,306,322	72%
61000	ADMINISTRATION							
000	-							
101	COUNTY OFFICIAL	11,433	12,003	137,175	144,031	144,032	1	100%
103	ASSISTANT	7,090	-13,175	90,022	53,249	88,695	35,446	60%
120	COMPUTER PROGRAMMER(S)	4,035	-1,938	50,147	36,520	49,040	12,520	74%
161	SECRETARY(S)	9,086	3,231	113,733	118,179	122,285	4,106	97%
169	PART-TIME PERSONNEL	0	2,453	0	9,386	10,300	914	91%
187	OVERTIME PAY	0	0	0	683	690	7	99%
189	OTHER SALARIES & WAGES	1,100	1,155	14,300	14,355	17,650	3,295	81%
201	SOCIAL SECURITY	1,980	1,824	24,606	24,507	26,240	1,733	93%
202	HANDLING CHGS & ADMIN FEES	84	0	384	294	1,000	706	29%
204	PENSIONS	4,175	3,530	48,214	48,792	52,140	3,348	94%
205	EMPLOYEE AND DEPENDENT INS	4,269	2,998	47,403	45,111	53,500	8,389	84%
206	LIFE INSURANCE	444	426	22,053	5,013	12,700	7,687	39%
210	UNEMPLOYMENT COMPENSATION	0	0	0	0	13,500	13,500	0%
212	EMPLOYER MEDICARE	463	427	5,755	5,731	6,320	589	91%
299	OTHER FRINGE BENEFITS	-6	-153	153	300	600	300	50%
302	ADVERTISING	0	0	0	0	2,000	2,000	0%
307	COMMUNICATION	627	566	5,870	5,486	10,000	4,514	55%
312	CONTRACTS - PRIVATE AGENCI	0	0	1,790	1,200	5,500	4,300	22%
320	DUES AND MEMBERSHIPS	0	110	4,919	4,904	5,500	596	89%
322	EVALUATION AND TESTING	843	2,060	7,801	7,228	7,000	-228	103%
327	FREIGHT EXPENSES	0	0	0	0	1,000	1,000	0%
328	JANITORIAL SERVICES	900	900	5,300	5,200	5,200	0	100%

Obj	Account Level Description	June 2023-24	June 2024-25	2023-24 FY Activity	2024-25 Expensed	2024-25 BUDGET	REMAINING BUDGET	% OF BUDGET
131	HIGHWAY FUND							
61000	ADMINISTRATION							
000	-							
330	LEASE/SBITA PAYMENTS	207	0	207	3,860	8,610	4,750	45%
332	LEGAL NOTICES, RECORDING A	0	0	270	532	2,500	1,968	21%
333	LICENSES	230	0	430	475	1,000	525	48%
334	MAINTENANCE AGREEMENTS	120	75	10,649	7,424	8,390	966	88%
337	MAINTENANCE & REPAIR - OFF	0	0	0	0	200	200	0%
347	PEST CONTROL	60	75	600	975	1,000	25	98%
348	POSTAL CHARGES	0	0	0	150	150	0	100%
349	PRINTING	0	0	138	957	1,500	543	64%
350	INTERNET CONNECTIVITY	345	345	4,172	4,136	4,000	-136	103%
351	RENTALS	0	123	1,476	1,476	1,500	24	98%
355	TRAVEL	207	825	3,164	3,798	5,000	1,202	76%
356	REGISTRATION FEES	0	0	1,460	1,525	1,900	375	80%
410	CUSTODIAL SUPPLIES	0	177	992	1,350	1,500	150	90%
411	DATA PROCESSING SUPPLIES	0	0	784	1,870	2,000	130	94%
415	ELECTRICITY	500	557	3,102	3,375	5,000	1,625	67%
426	GENERAL CONSTRUCTION MATER	0	0	421	0	0	0	0%
434	NATURAL GAS	108	111	1,955	2,600	3,000	400	87%
435	OFFICE SUPPLIES	723	283	1,788	1,436	2,500	1,064	57%
454	WATER AND SEWER	224	316	1,256	1,721	2,000	279	86%
499	OTH.SUPPLIES & MAT(SAFETY	0	0	1,315	1,012	2,000	988	51%
502	BUILDING AND CONTENTS INSU	0	0	16,292	16,458	16,800	342	98%
506	LIABILITY INSURANCE	0	0	14,355	15,602	15,610	8	100%
510	TRUSTEE'S COMMISSION	3,251	4,688	134,734	138,876	134,200	-4,676	103%
511	VEHICLE AND EQUIPMENT INSU	0	0	78,864	88,721	88,721	0	100%
513	WORKERS' COMPENSATION INSU	9,432	0	71,538	100,495	119,669	19,174	84%
515	LIABILITY CLAIMS	0	1,000	0	3,000	2,500	-500	120%
530	FINES, ASSESSMENTS, PENALT	0	0	0	0	50	50	0%
599	OTHER CHARGES	0	0	321	0	350	350	0%
707	BUILDING IMPROVEMENTS	0	0	11,765	0	20,000	20,000	0%
709	DATA PROCESSING EQUIPMENT	0	1,068	0	1,718	6,300	4,582	27%
---		61,930	26,060	941,673	933,711	1,092,842	159,131	85%
024	HELENE STORM DAMAGE 9-2024							
103	ASSISTANTS - HELENE	0	20,953	0	41,307	48,560	7,253	85%
161	SECRETARIES - HELENE	0	7,353	0	7,601	16,540	8,939	46%
187	OT - HELENE	0	0	0	5,396	5,602	206	96%
201	SOCIAL SECURITY - HELENE	0	115	0	1,699	4,392	2,693	39%
204	PENSIONS - HELENE	0	236	0	3,487	8,850	5,363	39%
212	EMPLOYER MEDICARE - HELENE	0	27	0	397	1,028	631	39%
---		0	28,684	0	59,887	84,972	25,085	70%
---		61,930	54,744	941,673	993,598	1,177,814	184,216	84%
62000	HIGHWAY AND BRIDGE MAINTENANCE							
000	-							
105	SUPERVISOR'DIRECTOR	6,286	-14,415	79,597	44,027	83,805	39,778	53%
141	FOREMAN	11,302	15,612	193,795	172,632	256,900	84,268	67%
144	EQUIPMENT OPERATORS - HEAV	34,178	33,527	369,618	363,979	545,106	181,127	67%
145	EQUIPMENT OPERATORS - LIGH	17,379	21,855	164,165	201,012	311,064	110,052	65%

Obj	Account Level Description	June 2023-24	June 2024-25	2023-24 FY Activity	2024-25 Expensed	2024-25 BUDGET	REMAINING BUDGET	% OF BUDGET
131	HIGHWAY FUND							
62000	HIGHWAY AND BRIDGE MAINTENANCE							
000	-							
147	TRUCK DRIVERS	39,350	49,912	399,207	413,183	551,917	138,734	75%
149	LABORERS	41,387	38,486	463,281	421,657	459,098	37,441	92%
169	PART-TIME PERSONNEL	0	0	0	0	3,900	3,900	0%
187	OVERTIME PAY	0	1,187	0	10,090	17,500	7,410	58%
201	SOCIAL SECURITY	8,785	9,596	98,556	96,960	141,150	44,190	69%
204	PENSIONS	16,761	21,482	185,327	199,480	274,550	75,070	73%
205	EMPLOYEE AND DEPENDENT INS	49,926	55,717	526,509	617,202	605,500	-11,702	102%
212	EMPLOYER MEDICARE	2,055	2,244	23,050	22,676	33,450	10,774	68%
299	OTHER FRINGE BENEFITS	-69	-33	90	0	300	300	0%
307	COMMUNICATION	324	616	3,884	4,166	6,000	1,834	69%
312	CONTRACTS WITH PRIVATE AGE	0	731	1,499	2,205	49,200	46,995	4%
321	ENGINEERING SERVICES	0	7,400	0	7,400	15,000	7,600	49%
327	FREIGHT EXPENSES	0	0	787	0	1,000	1,000	0%
330	LEASE/SBITA PAYMENTS	0	0	0	749	800	51	94%
335	MAINTENANCE AND REPAIR BLD	0	0	0	0	3,000	3,000	0%
336	MAINTENANCE & REPAIR - EQU	0	0	584	46	5,000	4,954	1%
350	INTERNET CONNECTIVITY	121	173	1,414	1,614	1,600	-14	101%
351	RENTALS	0	0	88	457	1,500	1,044	30%
359	DISPOSAL FEES	0	0	548	0	1,000	1,000	0%
361	PERMITS	0	0	1,020	0	2,000	2,000	0%
408	CONCRETE	0	0	3,220	1,158	10,000	8,842	12%
409	CRUSHED STONE	3,798	7,499	84,627	53,769	83,000	29,231	65%
411	DATA PROCESSING SUPPLIES	1,505	0	1,505	0	1,500	1,500	0%
412	DIESEL FUEL	9,393	13,831	103,538	95,068	150,000	54,932	63%
415	ELECTRICITY	1,271	1,601	8,194	13,860	14,300	440	97%
417	EQUIPMENT PARTS'LIGHT	1,351	213	3,930	890	1,200	310	74%
420	FERTILIZER	88	182	1,301	3,153	4,000	847	79%
425	GASOLINE	4,505	10,072	77,537	86,899	95,000	8,101	91%
426	GENERAL CONSTRUCTION MATER	578	22	5,166	3,629	5,700	2,071	64%
427	ICE	0	0	0	0	400	400	0%
436	OTHER ROAD MATERIALS - PAI	0	0	32,035	52,661	80,000	27,339	66%
440	PIPE - METAL	12,109	0	27,666	35,982	50,000	14,018	72%
444	SALT	0	0	38,476	48,850	80,000	31,150	61%
446	SMALL TOOLS	522	129	2,162	1,320	7,500	6,180	18%
451	UNIFORMS	0	0	11,832	17,831	25,000	7,169	71%
454	WATER AND SEWER	180	365	1,755	2,361	2,100	-261	112%
467	FENCING	0	0	0	28	5,000	4,972	1%
468	CHEMICALS	0	5,886	0	5,886	15,000	9,114	39%
499	OTHER SUPPLIES AND MATERIA	110	34	115	339	8,900	8,561	4%
599	OTHER CHARGES	0	0	0	0	8,000	8,000	0%
706	BUILDING CONSTRUCTION	0	0	0	0	2,000	2,000	0%
---		263,195	283,924	2,916,078	3,003,219	4,018,940	1,015,722	75%
024	HELENE STORM DAMAGE 9-2024							
105	SUPERVISOR - HELENE	0	21,354	0	40,109	45,000	4,891	89%
141	FOREMEN - HELENE	0	897	0	22,075	25,200	3,125	88%
144	HEAVY EQUIP OPERATORS - HE	0	1,689	0	68,751	77,665	8,914	89%
145	LIGHT EQUIP OPERATORS - HE	0	166	0	45,752	51,740	5,988	88%
147	TRUCK DRIVERS - HELENE	0	3,341	0	86,750	101,320	14,570	86%
149	LABORERS - HELENE	0	914	0	77,724	89,300	11,576	87%
187	OT - HELENE	0	101	0	49,838	58,744	8,906	85%

Obj	Account Level Description	June 2023-24	June 2024-25	2023-24 FY Activity	2024-25 Expensed	2024-25 BUDGET	REMAINING BUDGET	% OF BUDGET
131	HIGHWAY FUND							
62000	HIGHWAY AND BRIDGE MAINTENANCE							
024	HELENE STORM DAMAGE 9-2024							
201	SOCIAL SECURITY - HELENE	0	667	0	22,299	27,841	5,542	80%
204	PENSIONS - HELENE	0	1,413	0	45,854	56,127	10,273	82%
212	EMPLOYER MEDICARE - HELENE	0	156	0	5,215	6,541	1,326	80%
---		0	30,698	0	464,367	539,478	75,111	86%
---		263,195	314,622	2,916,078	3,467,586	4,558,418	1,090,833	76%
=====								
63100	OPERATION AND MAINTENANCE OF E							
000	-							
132	MATERIALS SUPERVISOR	4,200	4,738	52,312	56,898	59,800	2,902	95%
141	FOREMAN	2,099	5,651	92,887	62,015	197,600	135,585	31%
142	MECHANICS	12,982	14,206	162,928	173,590	224,744	51,154	77%
187	OVERTIME PAY	0	0	0	31	3,000	2,969	1%
201	SOCIAL SECURITY	1,144	1,475	18,370	17,498	29,910	12,412	59%
204	PENSIONS	2,867	3,162	33,816	36,650	58,100	21,450	63%
205	EMPLOYEE AND DEPENDENT INS	3,576	3,754	50,586	43,978	44,700	722	98%
212	EMPLOYER MEDICARE	268	345	4,296	4,092	7,040	2,948	58%
307	COMMUNICATION	128	127	1,504	1,866	3,000	1,134	62%
322	EVALUATION AND TESTING	0	0	0	0	1,000	1,000	0%
327	FREIGHT EXPENSES	291	521	6,914	6,820	9,000	2,180	76%
327	DISCOUNTS TAKEN	0	0	40	0	0	0	0%
330	LEASE/SBITA PAYMENTS	0	50	0	299	3,000	2,701	10%
334	MAINTENANCE AGREEMENTS	33	36	2,686	409	460	51	89%
335	MAINTENANCE & REPAIR - BLD	100	0	193	15	3,000	2,985	1%
336	MAINTENANCE & REPAIR - EQU	6,957	3,640	22,175	65,596	70,000	4,404	94%
338	MAINTENANCE & REPAIR - VEH	884	177	24,746	8,764	40,000	31,236	22%
350	INTERNET CONNECTIVITY	36	36	430	430	600	170	72%
351	RENTALS	0	0	1,058	550	6,500	5,950	8%
353	TOW'IN SERVICES	0	0	0	600	2,000	1,400	30%
359	DISPOSAL FEES	0	0	0	0	1,500	1,500	0%
399	OTHER CONTRACTED SERVICES	0	0	0	0	1,840	1,840	0%
410	CUSTODIAL SUPPLIES	1,297	0	5,178	3,669	6,200	2,531	59%
411	DATA PROCESSING SUPPLIES	0	0	5,670	0	100	100	0%
415	ELECTRICITY	738	845	6,167	6,629	9,000	2,371	74%
416	EQUIPMENT PARTS - HEAVY	25,400	12,967	98,391	102,057	128,000	25,943	80%
416	DISCOUNTS TAKEN	0	0	0	0	0	0	0%
417	EQUIPMENT PARTS - LIGHT	3,642	9,928	119,791	111,598	120,000	8,402	93%
417	DISCOUNTS TAKEN	0	0	0	-1	0	1	0%
418	EQUIPMENT PARTS - OTHER	0	16	121	34	500	466	7%
424	GARAGE SUPPLIES	761	99	30,395	36,466	36,600	134	100%
424	DISCOUNTS TAKEN	0	0	0	-4	0	4	0%
426	GENERAL CONSTRUCTION MATER	139	1,036	4,082	3,108	5,900	2,792	53%
433	LUBRICANTS	0	663	33,500	34,659	35,000	341	99%
435	OFFICE SUPPLIES (GARAGE)	684	0	1,181	1,132	1,200	68	94%
440	PIPE - METAL	0	0	1,097	265	3,000	2,735	9%
442	PROPANE GAS	415	-1,984	10,685	9,781	22,000	12,219	44%
446	SMALL TOOLS	328	25	4,007	4,496	4,500	4	100%
450	TIRES AND TUBES	27,363	46,723	44,340	66,848	75,000	8,152	89%
471	SOFTWARE	0	0	0	0	100	100	0%
499	OTHER SUPPLIES AND MATERIA	100	862	2,603	4,039	6,000	1,961	67%
599	OTHER CHARGES	0	0	0	0	400	400	0%

Obj	Account Level Description	June 2023-24	June 2024-25	2023-24 FY Activity	2024-25 Expensed	2024-25 BUDGET	REMAINING BUDGET	% OF BUDGET
131	HIGHWAY FUND							
63100	OPERATION AND MAINTENANCE OF E							
000	-							
707	BUILDING IMPROVEMENTS	0	0	3,045	0	0	0	0%
714	HIGHWAY EQUIPMENT	0	0	21,550	0	0	0	0%
790	OTHER EQUIPMENT	0	0	0	0	500	500	0%
---		96,432	109,098	866,744	864,877	1,220,794	355,917	71%
024	HELENE STORM DAMAGE 9-2024							
187	OT - HELENE	0	0	0	228	559	331	41%
201	SOCIAL SECURITY - HELENE	0	0	0	15	35	20	44%
204	PENSIONS - HELENE	0	0	0	32	70	38	46%
212	EMPLOYER MEDICARE - HELENE	0	0	0	4	9	5	40%
---		0	0	0	279	673	394	42%
---		96,432	109,098	866,744	865,156	1,221,467	356,311	71%
63500	ASPHALT PLANT OPERATIONS							
000	-							
141	FOREMAN	10,282	10,950	111,867	109,858	121,493	11,635	90%
143	EQUIPMENT OPERATORS	11,675	27,439	172,322	192,292	334,920	142,628	57%
147	TRUCK DRIVERS	44,300	39,537	513,034	434,763	625,436	190,673	70%
149	LABORERS	23,901	21,123	304,216	234,499	321,797	87,298	73%
187	OVERTIME PAY	0	360	0	2,424	3,000	576	81%
189	OTHER SALARIES & WAGES	0	0	0	0	3,000	3,000	0%
201	SOCIAL SECURITY	5,280	5,829	64,846	57,576	93,910	36,334	61%
204	PENSIONS	11,521	12,058	121,288	120,773	182,660	61,887	66%
205	EMPLOYEE AND DEPENDENT INS	26,683	26,531	299,764	310,735	333,100	22,365	93%
212	EMPLOYER MEDICARE	1,235	1,363	15,166	13,465	22,230	8,765	61%
307	COMMUNICATION	84	85	973	984	2,000	1,016	49%
312	CONTRACTS - PRIVATE AGENCI	672	1,051	25,396	14,516	25,000	10,484	58%
327	FREIGHT EXPENSES	2,979	2,914	31,963	14,460	30,000	15,540	48%
333	LICENSES	0	0	50	0	550	550	0%
336	MAINTENANCE & REPAIR - EQU	0	0	6,312	518	7,000	6,482	7%
350	INTERNET CONNECTIVITY	36	36	448	460	600	140	77%
351	RENTALS	0	0	0	0	1,000	1,000	0%
361	PERMITS	0	0	350	955	975	20	98%
399	OTHER CONTRACTED SERVICES(	0	0	0	0	5,000	5,000	0%
404	ASPHALT ' HOT MIX	102,812	154,665	1,043,983	645,004	1,000,000	354,996	65%
404	ASPH - HOT MIX/DISCOUNTS T	-1,028	-439	-9,781	-3,679	0	3,679	0%
405	ASPHALT ' LIQUID	16,213	18,108	81,350	51,587	100,000	48,413	52%
409	CRUSHED STONE	29,195	51,407	385,728	269,395	330,000	60,605	82%
412	DIESEL FUEL	14,501	28,151	173,245	183,333	250,000	66,667	73%
415	ELECTRICITY	11,165	12,453	52,553	62,646	62,100	-546	101%
418	EQUIPMENT AND MACHINERY PA	1,945	11,302	24,477	15,701	24,000	8,299	65%
423	FUEL OIL	20,400	10,200	81,600	61,759	80,000	18,241	77%
426	GENERAL CONSTRUCTION MATER	0	0	1,257	970	1,800	830	54%
433	LUBRICANTS	0	886	1,283	2,196	2,500	304	88%
434	NATURAL GAS	100	101	632	714	1,700	986	42%
445	SAND	232	5,546	7,147	6,019	55,400	49,381	11%
454	WATER AND SEWER	339	338	1,925	1,809	1,800	-9	101%
499	OTHER SUPPLIES AND MATERIA	292	0	816	3,383	3,500	117	97%

Obj	Account Level Description	June 2023-24	June 2024-25	2023-24 FY Activity	2024-25 Expensed	2024-25 BUDGET	REMAINING BUDGET	% OF BUDGET
131	HIGHWAY FUND							
63500	ASPHALT PLANT OPERATIONS							
000	-							
599	OTHER CHARGES	0	0	475	0	0	0	0%
703	ASPHALT PLANT EQUIPMENT	0	0	17,744	0	286,000	286,000	0%
707	BUILDING IMPROVEMENTS	0	0	3,907	0	5,000	5,000	0%
---		334,814	441,994	3,536,336	2,809,115	4,317,471	1,508,356	65%
024	HELENE STORM DAMAGE 9-2024							
141	FOREMEN - HELENE	0	0	0	18,146	25,150	7,004	72%
143	EQUIP OPERATORS - HELENE	0	0	0	31,367	37,370	6,003	84%
147	TRUCK DRIVERS - HELENE	0	1,192	0	85,126	97,930	12,804	87%
149	LABORERS - HELENE	0	9	0	41,059	51,050	9,991	80%
187	OT - HELENE	0	12	0	26,475	30,762	4,287	86%
201	SOCIAL SECURITY - HELENE	0	72	0	11,839	15,029	3,190	79%
204	PENSIONS - HELENE	0	152	0	25,088	30,290	5,202	83%
212	EMPLOYER MEDICARE - HELENE	0	17	0	2,769	3,517	748	79%
---		0	1,454	0	241,869	291,098	49,229	83%
---		334,814	443,448	3,536,336	3,050,984	4,608,569	1,557,585	66%
63600	TRAFFIC CONTROL							
000	-							
132	MATERIALS SUPERVISOR	3,814	4,587	47,354	53,880	55,120	1,240	98%
149	LABORERS	0	0	29,027	0	42,342	42,342	0%
187	OVERTIME PAY	0	0	0	39	1,000	961	4%
201	SOCIAL SECURITY	213	261	4,451	3,086	6,060	2,974	51%
204	PENSIONS	467	589	8,448	6,751	11,780	5,029	57%
205	EMPLOYEE AND DEPENDENT INS	1,916	2,012	31,519	23,567	48,000	24,433	49%
212	EMPLOYER MEDICARE	50	61	1,041	722	1,440	718	50%
327	FREIGHT EXPENSES	0	30	106	50	500	450	10%
443	ROAD SIGNS	0	403	11,902	13,386	16,440	3,054	81%
446	SMALL TOOLS	0	893	0	977	1,440	463	68%
468	CHEMICALS	0	0	8,034	0	10,000	10,000	0%
499	OTHER SUPPLIES AND MATERIA	0	0	344	119	120	1	100%
---		6,460	8,836	142,226	102,577	194,242	91,665	53%
024	HELENE STORM DAMAGE 9-2024							
187	OT - HELENE	0	0	0	223	562	339	40%
201	SOCIAL SECURITY - HELENE	0	0	0	15	35	20	43%
204	PENSIONS - HELENE	0	0	0	33	71	38	46%
212	EMPLOYER MEDICARE - HELENE	0	0	0	4	9	5	39%
---		0	0	0	275	677	402	40%
---		6,460	8,836	142,226	102,852	194,919	92,067	53%

Account Level	June	June	2023-24	2024-25	2024-25	REMAINING	% OF
Obj Description	2023-24	2024-25	FY Activity	Expensed	BUDGET	BUDGET	BUDGET
131 HIGHWAY FUND							
68000 CAPITAL OUTLAY							
000 -							
327 FREIGHT EXPENSES	0	0	0	67	500	433	13%
705 BRIDGE CONSTRUCTION	0	100,000	0	100,000	1,200,000	1,100,000	8%
713 HIGHWAY CONSTRUCTION	0	0	0	0	1,100,000	1,100,000	0%
714 HIGHWAY EQUIPMENT	0	0	98,652	425,798	435,000	9,202	98%
715 LAND	0	0	55,000	0	20,000	20,000	0%
718 MOTOR VEHICLES	516,586	0	516,586	0	300,000	300,000	0%
790 OTHER EQUIPMENT	0	0	0	14,477	50,000	35,523	29%
---	516,586	100,000	670,238	540,342	3,105,500	2,565,158	17%
604 TOMMY CAMPBELL RD BRIDGE							
705 BRIDGE CONSTR - TOMMY CAMP	0	0	0	0	1,946,500	1,946,500	0%
---	0	0	0	0	1,946,500	1,946,500	0%
606 JARRETT ROAD BRIDGE							
705 JARRETT ROAD BRIDGE	0	0	612,557	0	0	0	0%
---	0	0	612,557	0	0	0	0%
607 BOWMANTOWN RD BRIDGE							
705 BRIDGE CONSTR/BOWMANTOWN R	98,398	0	107,950	0	0	0	0%
---	98,398	0	107,950	0	0	0	0%
608 WASH COLLEGE & TELFORD NEW VIC							
713 WASH COLLEGE & TELFORD NEW	0	0	0	263,038	0	-263,038	0%
---	0	0	0	263,038	0	-263,038	0%
---	614,984	100,000	1,390,745	803,380	5,052,000	4,248,620	16%
---	1,377,815	1,053,584	9,793,802	15,122,170	24,958,123	9,835,954	61%

Obj	Account Level Description	June 2023-24	June 2024-25	2023-24 FY Activity	2024-25 Expensed	2024-25 BUDGET	REMAINING BUDGET	% OF BUDGET
151	GENERAL DEBT SERVICE FUND							
82110	GENERAL GOVERNMENT - PRINCIPAL							
000	-							
601	PRINCIPAL ON BONDS	0	0	1,425,000	1,490,000	1,490,000	0	100%
602	PRINCIPAL ON NOTES	0	51,869	0	599,949	616,818	16,869	97%
---		0	51,869	1,425,000	2,089,949	2,106,818	16,869	99%
---		0	51,869	1,425,000	2,089,949	2,106,818	16,869	99%
=====								
82130	EDUCATION - PRINCIPAL							
000	-							
601	PRINCIPAL ON BONDS	0	0	5,630,000	5,855,000	5,855,000	0	100%
612	PRINCIPAL ON OTHER LOANS	0	124,245	0	1,415,890	1,573,489	157,599	90%
---		0	124,245	5,630,000	7,270,890	7,428,489	157,599	98%
---		0	124,245	5,630,000	7,270,890	7,428,489	157,599	98%
=====								
82210	GENERAL GOVERNMENT - INTEREST							
000	-							
603	INTEREST ON BONDS	0	0	939,218	881,220	881,220	0	100%
604	INTEREST ON NOTES	0	17,841	0	236,605	240,476	3,871	98%
---		0	17,841	939,218	1,117,825	1,121,696	3,871	100%
---		0	17,841	939,218	1,117,825	1,121,696	3,871	100%
=====								
82230	EDUCATION - INTEREST							
000	-							
603	INTEREST ON BONDS	0	0	3,573,925	3,340,248	3,340,248	0	100%
613	INTEREST ON OTHER LOANS	0	88,710	0	994,850	1,093,495	98,645	91%
---		0	88,710	3,573,925	4,335,098	4,433,743	98,645	98%
---		0	88,710	3,573,925	4,335,098	4,433,743	98,645	98%
=====								
82310	GENERAL GOVERNMENT - OTHER DS							
000	-							
510	TRUSTEE'S COMMISSION	3,476	4,024	190,424	290,085	290,000	-85	100%
699	OTHER DEBT SERVICE	0	1,500	1,971	3,471	6,500	3,029	53%
---		3,476	5,524	192,395	293,556	296,500	2,944	99%
---		3,476	5,524	192,395	293,556	296,500	2,944	99%
=====								
91300	EDUCATION CAPITAL PROJECTS							
000	-							
590	TRANSFERS TO JOHNSON CITY	0	0	0	500,000	500,000	0	100%
---		0	0	0	500,000	500,000	0	100%

Account Level	June	June	2023-24	2024-25	2024-25	REMAINING	% OF
Obj Description	2023-24	2024-25	FY Activity	Expensed	BUDGET	BUDGET	BUDGET
151							
91300							
000							
---	0	0	0	500,000	500,000	0	100%
---	3,476	288,189	11,760,538	15,607,318	15,887,246	279,928	98%

UNAUDITED

Account Level	June	June	2023-24	2024-25	2024-25	REMAINING	% OF
Obj Description	2023-24	2024-25	FY Activity	Expensed	BUDGET	BUDGET	BUDGET
152							
82130							
000							
612 PRINCIPAL ON OTHER LOANS	27,469	27,607	329,628	331,284	331,284	0	100%
---	27,469	27,607	329,628	331,284	331,284	0	100%
---	27,469	27,607	329,628	331,284	331,284	0	100%
82230							
000							
613 INTERST ON OTHER LOANS	772	634	9,264	7,608	7,608	0	100%
---	772	634	9,264	7,608	7,608	0	100%
---	772	634	9,264	7,608	7,608	0	100%
---	28,241	28,241	338,892	338,892	338,892	0	100%

UNAUDITED

Obj	Account Level Description	June 2023-24	June 2024-25	2023-24 FY Activity	2024-25 Expensed	2024-25 BUDGET	REMAINING BUDGET	% OF BUDGET
171	GENERAL CAPITAL PROJECTS FUND							
91110	GENERAL ADMINISTRATION PROJECT							
000	-							
312	CONTRACTS - PRIV AGCY (TLC	0	0	0	0	19,000	19,000	0%
330	LEASE PAYMENTS - GRAY LIBR	0	0	0	97,512	98,504	992	99%
510	TRUSTEE'S COMMISSION	362	1,835	22,518	128,713	128,000	-713	101%
590	TRANSFERS TO OTHER FUNDS	4,000,000	0	4,000,000	0	0	0	0%
707	BUILDING IMPROVEMENTS	2,004,300	0	2,300,000	96,127	121,000	24,873	79%
707	AG EXT OFFICE - BLDG IMPRV	0	0	0	0	20,000	20,000	0%
707	BUILDING IMPROVEMENTS - CI	0	1,238,191	0	1,415,701	1,523,974	108,273	93%
709	DATA PROCESSING EQUIPMENT	0	118	130,507	131,018	160,500	29,482	82%
711	FURNITURE & EQUIP - GRAY L	0	215,700	0	349,669	350,000	331	100%
718	MOTOR VEHICLES	0	0	0	92,668	92,668	0	100%
732	BUILDING PURCHASE	4,523,342	0	4,548,342	0	0	0	0%
733	SOLID WASTE EQUIPMENT	0	56,569	0	56,569	67,000	10,431	84%
---		10,528,004	1,512,413	11,001,367	2,367,977	2,580,646	212,669	92%
108	ELECTION COMM SPACE RENO/NEW							
706	ELECTION COMMISSION BUILDI	0	0	8,492	0	0	0	0%
---		0	0	8,492	0	0	0	0%
---		10,528,004	1,512,413	11,009,859	2,367,977	2,580,646	212,669	92%
91120	ADMINISTRATION OF JUSTICE PROJ							
000	-							
707	ADMIN OF JUSTICE - BLDG IM	0	381,589	0	381,589	450,000	68,411	85%
709	DATA PROCESSING EQUIPMENT	0	0	0	0	20,000	20,000	0%
799	OTHER CAPITAL OUTLAY	0	0	0	9,718	10,000	282	97%
---		0	381,589	0	391,307	480,000	88,693	82%
---		0	381,589	0	391,307	480,000	88,693	82%
91130	PUBLIC SAFETY PROJECTS							
000	-							
707	BUILDING IMPROVEMENTS	0	290,877	57,939	312,991	314,101	1,110	100%
708	PUB SAFETY - COMMUNICATION	0	0	985,587	0	0	0	0%
709	DATA PROCESSING EQUIPMENT	0	0	0	27,775	29,000	1,225	96%
715	SHERIFF FIRING RANGE	0	94,645	0	248,767	250,000	1,233	100%
716	LAW ENFORCEMENT EQUIP	0	5,102	100,000	188,183	240,000	51,817	78%
718	MOTOR VEHICLES	0	0	49,615	0	0	0	0%
799	OTHER CAPITAL OUTLAY	0	25,229	0	25,769	75,000	49,231	34%
---		0	415,853	1,193,141	803,485	908,101	104,616	88%
---		0	415,853	1,193,141	803,485	908,101	104,616	88%

Account Level	June	June	2023-24	2024-25	2024-25	REMAINING	% OF
Obj Description	2023-24	2024-25	FY Activity	Expensed	BUDGET	BUDGET	BUDGET
171	GENERAL CAPITAL PROJECTS FUND						
91140	PUBLIC HEALTH AND WELFARE PROJ						
000	-						
316	0	153,713	0	1,153,713	1,159,713	6,000	99%
707	138	0	0	0	0	0	0%
---	138	153,713	0	1,153,713	1,159,713	6,000	99%
024	HELENE STORM DAMAGE 9-2024						
799	0	0	0	0	1,000,000	1,000,000	0%
---	0	0	0	0	1,000,000	1,000,000	0%
834	HEALTH AWNING/DRIVE THRU GRANT						
707	1,008,500	0	1,091,517	59,272	208,483	149,211	28%
---	1,008,500	0	1,091,517	59,272	208,483	149,211	28%
---	1,008,638	153,713	1,091,517	1,212,985	2,368,196	1,155,211	51%
91150	SOCIAL, CULTURAL AND RECREATIO						
000	-						
399	0	0	0	0	60,000	60,000	0%
724	10,112	0	800,483	0	0	0	0%
---	10,112	0	800,483	0	60,000	60,000	0%
---	10,112	0	800,483	0	60,000	60,000	0%
95900	CAP PROJ - DONATED TO OTHERS						
300	WATER LINE PROJECTS						
799	0	1,772,000	0	1,772,000	3,000,000	1,228,000	59%
---	0	1,772,000	0	1,772,000	3,000,000	1,228,000	59%
---	0	1,772,000	0	1,772,000	3,000,000	1,228,000	59%
---	11,546,754	4,235,568	14,095,000	6,547,754	9,396,943	2,849,189	70%

Account Level	June	June	2023-24	2024-25	2024-25	REMAINING	% OF
Obj Description	2023-24	2024-25	FY Activity	Expensed	BUDGET	BUDGET	BUDGET
177							
	EDUCATION CAPITAL PROJECTS						
91300							
	EDUCATION CAPITAL PROJECTS						
000							
	-						
510 TRUSTEE'S COMMISSION	1,090	396	126,253	56,870	86,000	29,130	66%
599 OTHER CHARGES	0	0	0	429	429	0	100%
707 BUILDING IMPR - GENERAL	0	608,004	0	1,479,500	3,500,000	2,020,500	42%
707 BUILDING IMPR - DBHS	474,892	0	1,696,339	0	0	0	0%
707 BUILDING IMPR - DCHS	474,892	0	1,696,339	0	500,000	500,000	0%
790 OTHER CAP EQUIP (UNASSIGNE	0	59,700	297,180	145,449	700,000	554,551	21%
---	950,874	668,100	3,816,111	1,682,248	4,786,429	3,104,181	35%
---	950,874	668,100	3,816,111	1,682,248	4,786,429	3,104,181	35%
	=====	=====	=====	=====	=====	=====	=====
95100							
	CAP PROJ - DONATED TO SCHOOLS						
000							
	-						
709 SCHOOL TECHNOLOGY EQUIPMEN	312,106	154,405	600,000	784,703	800,000	15,297	98%
729 SCHOOL BUSES	530,684	449,676	530,684	449,676	600,000	150,324	75%
---	842,790	604,081	1,130,684	1,234,379	1,400,000	165,621	88%
---	842,790	604,081	1,130,684	1,234,379	1,400,000	165,621	88%
	=====	=====	=====	=====	=====	=====	=====
95900							
	CAP PROJ - DONATED TO OTHERS						
000							
	-						
610 JONESBOROUGH SCHOOL LEASES	-237,101	0	833,524	0	0	0	0%
611 INTEREST ON CAPITALIZED LE	494,496	0	494,496	0	0	0	0%
---	257,395	0	1,328,020	0	0	0	0%
---	257,395	0	1,328,020	0	0	0	0%
	=====	=====	=====	=====	=====	=====	=====
99100							
	TRANSFERS OUT						
000							
	-						
316 CONTRIBUTIONS	0	0	500,000	0	0	0	0%
---	0	0	500,000	0	0	0	0%
---	0	0	500,000	0	0	0	0%
---	2,051,059	1,272,181	6,774,815	2,916,627	6,186,429	3,269,802	47%
	=====	=====	=====	=====	=====	=====	=====

Account Level	June	June	2023-24	2024-25	2024-25	REMAINING	% OF
Obj Description	2023-24	2024-25	FY Activity	Expensed	BUDGET	BUDGET	BUDGET
178							
54430							
024							
590 TRANSFERS TO OTHER FUNDS	0	7,365,191	0	7,365,191	10,596,000	3,230,809	70%
605 UNDERWRITER'S DISCOUNT	0	239,216	0	239,216	0	-239,216	0%
606 OTHER DEBT ISSUANCE CHARGE	0	178,287	0	178,287	0	-178,287	0%
---	0	7,782,694	0	7,782,694	10,596,000	2,813,306	73%
---	0	7,782,694	0	7,782,694	10,596,000	2,813,306	73%
---	0	7,782,694	0	7,782,694	10,596,000	2,813,306	73%

UNAUDITED

Obj	Account Level	June 2023-24	June 2024-25	2023-24 FY Activity	2024-25 Expensed	2024-25 BUDGET	REMAINING BUDGET	% OF BUDGET
263	EMPLOYEE SELF-INSURANCE FUND							
58600	EMPLOYEE BENEFITS							
000	-							
202	HANDLING CHGS & ADMIN FEES	25,695	27,743	333,890	327,288	354,242	26,954	92%
202	STOP LOSS & VISION PREMIUM	42,537	63,766	458,657	441,441	524,577	83,136	84%
202	SAV-R-X ADMIN FEES	84,335	16,589	164,015	135,414	334,000	198,586	41%
307	COMMUNICATIONS	74	74	862	901	900	-1	100%
308	CONSULTANTS	5,833	5,833	29,167	32,083	35,000	2,917	92%
312	CLINIC STAFFING CHARGES	24,503	51,186	237,842	274,011	250,000	-24,011	110%
312	CLINIC MEDICATIONS	39,086	26,984	164,496	162,662	175,000	12,338	93%
312	CLINIC LAB CHARGES	6,656	9,178	36,155	35,016	35,000	-16	100%
312	CLINIC SUPPLIES & TELEMED	3,559	8,055	12,358	36,407	41,000	4,593	89%
312	CLINIC CONTRACT	11,553	19,011	142,369	128,744	140,000	11,256	92%
328	JANITORIAL SERVICES	560	0	7,279	0	2,800	2,800	0%
336	MAINTENANCE & REPAIR - EQU	0	0	0	44	500	456	9%
347	PEST CONTROL	0	0	330	360	350	-10	103%
347	PEST CONTROL/DISCOUNTS TAK	0	0	0	-30	0	30	0%
350	INTERNET CONNECTIVITY	200	230	1,205	1,328	1,200	-128	111%
351	RENTALS	80	-1,213	19,808	20,150	22,000	1,850	92%
413	MEDICAL SUPPLIES	0	0	10,541	0	15,000	15,000	0%
415	ELECTRICITY	228	272	1,652	1,769	1,900	131	93%
435	OFFICE SUPPLIES	1,338	771	6,307	4,680	1,000	-3,680	468%
454	WATER AND SEWER	133	133	803	800	680	-120	118%
502	INSURANCE-BLDG AND CONTENT	0	0	72	79	100	21	79%
507	MEDICAL & DENTAL CLAIMS	596,937	110,652	4,588,722	5,081,728	5,554,052	472,324	91%
507	BCBS EXPRESS SCRIPTS	45,474	45,971	127,402	219,997	200,000	-19,997	110%
507	DRUG REBATES & SAVINGS	-332,476	-343,669	-642,020	-967,176	-400,000	567,176	242%
507	DRUG COSTS - SAV-RX	311,472	312,750	1,769,486	2,135,231	2,151,686	16,455	99%
530	FINES, ASSESSMENTS, PENALT	0	0	0	40	0	-40	0%
599	OTHER CHARGES	0	2,185	0	2,185	1,600	-585	137%
---		867,777	356,501	7,471,398	8,075,152	9,442,587	1,367,435	86%
---		867,777	356,501	7,471,398	8,075,152	9,442,587	1,367,435	86%
---		867,777	356,501	7,471,398	8,075,152	9,442,587	1,367,435	86%

Number of Accounts: 1746

\*\*\*\*\* End of report \*\*\*\*\*

Acct	Obj	Acct	Account Level Description	2023-24 ACTUAL	2024-25 REVISED BUD	2024-25 YTD ACTUAL	BUDGET VARIANCE
101			GENERAL FUND				
024			HELENE STORM DAMAGE 9-2024				
E			Expense				
51720	103	PLANNING	PLANNING ASST - HELENE	0	18,000	17,553	447
51720	105	PLANNING	DIRECTOR - HELENE	0	17,000	15,436	1,564
51720	187	PLANNING	OT - HELENE	0	31,018	30,400	618
51720	201	PLANNING	SOCIAL SECURITY - HELENE	0	4,093	3,974	119
51720	204	PLANNING	PENSIONS - HELENE	0	8,252	8,102	150
51720	212	PLANNING	EMPLOYER MEDICARE - HELENE	0	962	929	33
51750	103	CODES COMPLIANCE	ASSISTANTS - HELENE	0	1,500	1,107	393
51750	105	CODES COMPLIANCE	DIRECTOR - HELENE	0	12,000	10,540	1,460
51750	187	CODES COMPLIANCE	OT - HELENE	0	12,255	11,479	776
51750	189	CODES COMPLIANCE	OTHER SALARIES - HELENE	0	520	516	4
51750	201	CODES COMPLIANCE	SOCIAL SECURITY - HELENE	0	1,637	1,405	232
51750	204	CODES COMPLIANCE	PENSIONS - HELENE	0	3,289	2,958	331
51750	212	CODES COMPLIANCE	EMPLOYER MEDICARE - HELENE	0	383	328	55
51750	312	CODES COMPLIANCE	CONTRACTS/HELENE STORM	0	11,460	11,457	3
52100	105	ACCOUNTS AND BUDGETS	DIRECTOR - HELENE	0	903	902	1
52100	119	ACCOUNTS AND BUDGETS	ACCOUNTANTS - HELENE	0	54,000	48,973	5,027
52100	187	ACCOUNTS AND BUDGETS	OT - HELENE	0	94,665	88,792	5,873
52100	201	ACCOUNTS AND BUDGETS	SOCIAL SECURITY - HELENE	0	9,279	8,359	920
52100	204	ACCOUNTS AND BUDGETS	PENSIONS - HELENE	0	18,703	17,361	1,342
52100	212	ACCOUNTS AND BUDGETS	EMPLOYER MEDICARE - HELENE	0	2,173	1,955	218
52300	106	PROPERTY ASSESSOR'S	DEPUTIES - HELENE	0	268	268	0
52300	187	PROPERTY ASSESSOR'S	OT - HELENE	0	268	268	0
52300	201	PROPERTY ASSESSOR'S	SOCIAL SECURITY	0	34	33	1
52300	204	PROPERTY ASSESSOR'S	PENSIONS	0	68	67	1
52300	212	PROPERTY ASSESSOR'S	EMPLOYER MEDICARE	0	8	8	0
52300	312	PROPERTY ASSESSOR'S	CONT W/PRIVATE AGENCY/HELENE	0	105	105	0
52310	106	REAPPRAISAL PROGRAM	DEPUTIES - HELENE	0	1,253	1,253	0
52310	187	REAPPRAISAL PROGRAM	OT - HELENE	0	2,071	2,070	1
52310	201	REAPPRAISAL PROGRAM	SOCIAL SECURITY - HELENE	0	200	199	1
52310	204	REAPPRAISAL PROGRAM	PENSIONS - HELENE	0	416	415	1
52310	212	REAPPRAISAL PROGRAM	EMPLOYER MEDICARE - HELENE	0	47	47	0
52310	799	REAPPRAISAL PROGRAM	OTH CAPITAL /HELENE STORM	0	22,254	22,253	1
53920	106	COURTROOM SECURITY	DEPUTIES - HELENE	0	747	747	0
53920	115	COURTROOM SECURITY	SERGEANTS - HELENE	0	707	706	1
53920	187	COURTROOM SECURITY	OT - HELENE	0	2,466	2,465	1
53920	201	COURTROOM SECURITY	SOCIAL SECURITY - HELENE	0	251	251	0
53920	204	COURTROOM SECURITY	PENSIONS - HELENE	0	520	519	1
53920	212	COURTROOM SECURITY	EMPLOYER MEDICARE - HELENE	0	59	59	0
54110	106	SHERIFF'S DEPARTMENT	DEPUTIES - HELENE	0	25,093	25,092	1
54110	110	SHERIFF'S DEPARTMENT	LIEUTENANTS - HELENE	0	12,966	12,966	0
54110	115	SHERIFF'S DEPARTMENT	SERGEANTS - HELENE	0	11,443	11,433	10
54110	169	SHERIFF'S DEPARTMENT	PART-TIME PERSONNEL - HELENE	0	197	196	1
54110	170	SHERIFF'S DEPARTMENT	SROs - HELENE	0	18,695	18,695	0
54110	187	SHERIFF'S DEPARTMENT	OT - HELENE	0	123,289	123,289	0
54110	189	SHERIFF'S DEPARTMENT	OTHER SALARIES - HELENE	0	8,545	8,545	0
54110	201	SHERIFF'S DEPARTMENT	SOCIAL SECURITY - HELENE	0	12,195	12,195	0
54110	204	SHERIFF'S DEPARTMENT	PENSIONS - HELENE	0	25,250	25,249	1
54110	212	SHERIFF'S DEPARTMENT	EMPLOYER MEDICARE - HELENE	0	2,852	2,852	0
54110	599	SHERIFF'S DEPARTMENT	OTH CHRGS/HELENE STORM DAMAGE	0	18,364	18,364	0
54210	106	JAIL	DEPUTIES - HELENE	0	1,299	1,299	0
54210	110	JAIL	LIEUTENANTS - HELENE	0	4,340	4,339	1
54210	115	JAIL	SERGEANT - HELENE	0	1,687	1,687	0
54210	169	JAIL	PART-TIME PERSONNEL - HELENE	0	153	153	0

Acct	Obj	Acct	Account Level Description	2023-24 ACTUAL	2024-25 REVISED BUD	2024-25 YTD ACTUAL	BUDGET VARIANCE
101			GENERAL FUND				
024			HELENE STORM DAMAGE 9-2024				
E			Expense				
54210	187	JAIL	OVERTIME - HELENE	0	25,614	25,614	0
54210	189	JAIL	OTHER SALARY & WAGES - HELENE	0	2,318	2,317	1
54210	201	JAIL	SOCIAL SECURITY - HELENE	0	2,151	2,150	1
54210	204	JAIL	PENSIONS - HELENE	0	4,108	4,107	1
54210	212	JAIL	EMPLOYER MEDICARE - HELENE	0	503	503	0
54410	105	EMERGENCY MANAGEMENT	DIRECTOR - HELENE	0	2,000	899	1,101
54410	187	EMERGENCY MANAGEMENT	OT - HELENE	0	35,533	30,452	5,081
54410	201	EMERGENCY MANAGEMENT	SOCIAL SECURITY - HELENE	0	2,331	1,967	364
54410	204	EMERGENCY MANAGEMENT	PENSIONS - HELENE	0	4,692	4,071	621
54410	212	EMERGENCY MANAGEMENT	EMPLOYER MEDICARE - HELENE	0	546	460	86
54410	312	EMERGENCY MANAGEMENT	CONSULTANT - HELENE	0	500,000	566,305	-66,305
54410	509	EMERGENCY MANAGEMENT	REFUNDS/BLDG PERMITS WAIVED	0	60,000	53,348	6,652
55110	131	LOCAL HEALTH CENTER	MEDICAL PERSONNEL - HELENE	0	587	587	0
55110	187	LOCAL HEALTH CENTER	OVERTIME PAY - HELENE	0	981	980	1
55110	189	LOCAL HEALTH CENTER	OTHER SALARY & WAGES - HELENE	0	555	554	1
55110	201	LOCAL HEALTH CENTER	SOCIAL SECURITY - HELENE	0	126	126	0
55110	204	LOCAL HEALTH CENTER	PENSIONS - HELENE	0	266	265	1
55110	212	LOCAL HEALTH CENTER	EMPLOYER MEDICARE - HELENE	0	30	29	1
51400	331	COUNTY ATTORNEY		0	0	475	-475
54410	599	EMERGENCY MANAGEMENT	HELENE STORM DAMAGE 9-2024	0	195,026	195,261	-235
55720	187	SANITATION EDUCATION	OVERTIME - HELENE	0	1,157	1,156	1
55720	201	SANITATION EDUCATION	SOCIAL SECURITY - HELENE	0	85	84	1
55720	204	SANITATION EDUCATION	PENSIONS - HELENE	0	175	174	1
55720	212	SANITATION EDUCATION	EMPLOYER MEDICARE - HELENE	0	20	20	0
-----	---	*Expense		0	1,439,006	1,472,517	-33,511
-----	---	*HELENE STORM DAMAGE		0	1,439,006	1,472,517	-33,511
=====	=====						

UNAUDITED

Acct	Obj	Acct	Account Level Description	2023-24 ACTUAL	2024-25 REVISED BUD	2024-25 YTD ACTUAL	BUDGET VARIANCE
101			GENERAL FUND				
211			JAIL 3-YEAR EVIDENCE BASED PRG				
E			Expense				
54210	106	JAIL	DEPUTIES - EBP GRANT	87,027	96,678	94,842	1,836
54210	189	JAIL	OTHER SALARIES - EBP GRANT	2,973	10,000	5,182	4,818
54210	201	JAIL	SOCIAL SECURITY - EBP GRANT	5,075	5,994	5,660	334
54210	204	JAIL	PENSION - EBP GRANT	10,438	12,085	11,883	202
54210	205	JAIL	EMPLOYEE INS - EBP GRANT	38,478	41,557	34,163	7,394
54210	212	JAIL	MEDICARE - EBP GRANT	1,187	0	1,324	-1,324
54210	312	JAIL	CONTRACT - PRIVATE AGENCY - EBP	192,507	231,789	203,464	28,325
54210	355	JAIL	TRAVEL - EBP GRANT	694	3,120	391	2,729
54210	499	JAIL	SUPPLIES & MATERIALS - EBP	3,918	6,277	6,178	99
-----	---		*Expense	342,297	407,500	363,087	44,413
-----	---		*JAIL 3-YEAR EVIDENC	342,297	407,500	363,087	44,413
				=====	=====	=====	=====

UNAUDITED

Acct	Obj	Acct	Account Level Description	2023-24 ACTUAL	2024-25 REVISED BUD	2024-25 YTD ACTUAL	BUDGET VARIANCE
101			GENERAL FUND				
212			STATE SCHOOL RES OFFICER GRANT				
E			Expense				
54110	170	SHERIFF'S DEPARTMENT	SROs - GRANT FUNDED	591,001	674,466	639,800	34,666
54110	201	SHERIFF'S DEPARTMENT	SOCIAL SECURITY - SROs	34,707	41,818	37,634	4,184
54110	204	SHERIFF'S DEPARTMENT	PENSIONS - SROs	68,764	64,308	80,181	-15,873
54110	205	SHERIFF'S DEPARTMENT	EMPLOYEE HEALTH INS - SROs	174,081	157,445	200,300	-42,855
54110	212	SHERIFF'S DEPARTMENT	EMPLOYER MEDICARE - SROs	8,117	9,780	8,801	979
54110	590	SHERIFF'S DEPARTMENT	TRNS TO OTHER FUNDS/SRO GRANT	4,027	0	0	0
54110	716	SHERIFF'S DEPARTMENT	SRO - LAW ENFORCEMENT EQUIP	74,736	27,183	30,134	-2,951
-----	---		*Expense	955,433	975,000	996,850	-21,850
-----	---		*STATE SCHOOL RES OF	955,433	975,000	996,850	-21,850
=====	=====						

UNAUDITED

Acct	Obj	Acct	Account Level Description	2023-24 ACTUAL	2024-25 REVISED BUD	2024-25 YTD ACTUAL	BUDGET VARIANCE
101			GENERAL FUND				
213			INMATE eCIGS				
E			Expense				
54110	716	SHERIFF'S DEPARTMENT	LAW ENFORCEMENT EQ - eCIGS	0	70,000	69,895	105
54210	431	JAIL	SUPPLIES INMATE eCIGS	0	10,000	0	10,000
54210	451	JAIL	UNIFORMS INMATE eCIGS	0	20,000	0	20,000
54210	499	JAIL	INMATE E-CIGS	94,618	370,000	214,985	155,015
54210	716	JAIL	EQUIPMENT INMATE eCIGS	0	45,000	5,200	39,800
-----	---	*Expense		94,618	515,000	290,080	224,920
-----	---	*INMATE eCIGS		94,618	515,000	290,080	224,920
=====	=====						

UNAUDITED

Acct	Obj	Acct	Account Level Description	2023-24 ACTUAL	2024-25 REVISED BUD	2024-25 YTD ACTUAL	BUDGET VARIANCE
101			GENERAL FUND				
215			THSO GRANT Z25THS380				
E			Expense				
54110	187	SHERIFF'S DEPARTMENT	OT THSO GRANT ALC SAT & EQUIP	0	75,000	33,248	41,752
54110	187	SHERIFF'S DEPARTMENT	OVERTIME/THSO GRANT FY25	0	40,677	7,141	33,536
54110	201	SHERIFF'S DEPARTMENT	SS THSO GRANT ALC SAT & EQUIP	0	0	1,993	-1,993
54110	201	SHERIFF'S DEPARTMENT	SOC SEC/THSO GRANT FY25	0	0	431	-431
54110	204	SHERIFF'S DEPARTMENT	RET THSO GRANT ALC SAT & EQUIP	0	0	4,156	-4,156
54110	204	SHERIFF'S DEPARTMENT	PENSIONS/THSO GRANT FY25	0	0	893	-893
54110	212	SHERIFF'S DEPARTMENT	MM THSO GRANT ALC SAT & EQUIP	0	0	466	-466
54110	212	SHERIFF'S DEPARTMENT	MEDICARE/THSO GRANT FY25	0	0	101	-101
54110	716	SHERIFF'S DEPARTMENT	THSO-MULTIPLE VIOLATION & EQUI	0	32,775	32,765	11
-----	---	*Expense		0	148,452	81,194	67,259
-----	---	*THSO GRANT Z25THS38		0	148,452	81,194	67,259
				=====	=====	=====	=====

UNAUDITED

Acct	Obj	Acct	Account Level Description	2023-24 ACTUAL	2024-25 REVISED BUD	2024-25 YTD ACTUAL	BUDGET VARIANCE
101			GENERAL FUND				
216			FY25 TRAINING EQUIPMENT GRANT				
E			Expense				
54210	431	JAIL	LAW ENFRMNT SUP - TCI GRANT	0	15,000	14,998	2
-----	---	*Expense		0	15,000	14,998	2
-----	---	*FY25 TRAINING EQUIP		0	15,000	14,998	2
=====	=====						

UNAUDITED

Acct	Obj	Acct	Account Level Description	2023-24 ACTUAL	2024-25 REVISED BUD	2024-25 YTD ACTUAL	BUDGET VARIANCE
101			GENERAL FUND				
234			MENTAL HEALTH TRANSPORT				
E			Expense				
54110	716	SHERIFF'S DEPARTMENT	LAW ENFORCE EQUIP/MENTAL HEALT	0	5,162	7,645	-2,482
54110	718	SHERIFF'S DEPARTMENT	MOTOR VEHICLES-MNTL HLTH GRNT	0	66,129	66,129	0
-----	---	*Expense		0	71,291	73,774	-2,482
-----	---	*MENTAL HEALTH TRANS		0	71,291	73,774	-2,482
=====							

UNAUDITED

Acct	Obj	Acct	Account Level Description	2023-24 ACTUAL	2024-25 REVISED BUD	2024-25 YTD ACTUAL	BUDGET VARIANCE
101			GENERAL FUND				
235			JAIL - MENTAL HEALTH (OPIOID)				
E			Expense				
54110	312	SHERIFF'S DEPARTMENT	CONTRACTS - (OPIOID FUNDED)	0	186,000	160,608	25,392
54210	106	JAIL	DEPUTIES - MENTAL HLTH	0	86,166	86,050	116
54210	124	JAIL	PSYCHOLOGICAL PERSONNEL-OPIOID	0	110,599	102,844	7,755
54210	130	JAIL	SOCIAL WORKERS-OPIOID	0	51,000	50,082	918
54210	201	JAIL	SOCIAL SECURITY - MENTAL HLTH	0	14,139	14,491	-352
54210	204	JAIL	PENSIONS - MENTAL HLTH	0	21,087	19,656	1,431
54210	205	JAIL	EMPLOYEE HEALTH - MENTAL HLTH	0	40,700	38,513	2,187
54210	212	JAIL	EMPLOYER MEDICAR - MENTAL HLTH	0	3,308	3,389	-81
54210	340	JAIL	MEDICAL SERVICES - EBM PROGRAM	0	4,000	3,000	1,000
54210	431	JAIL	LAW ENFRMNT SUPPLIES - MENTAL	0	1,614	0	1,614
-----	---	*Expense		0	518,613	478,633	39,980
-----	---	*JAIL - MENTAL HEALT		0	518,613	478,633	39,980
				=====	=====	=====	=====

UNAUDITED

Acct	Obj	Acct	Account Level Description	2023-24 ACTUAL	2024-25 REVISED BUD	2024-25 YTD ACTUAL	BUDGET VARIANCE
101			GENERAL FUND				
245			HIRING, RECRUITMENT & TRAINING				
E			Expense				
54110	186	SHERIFF'S DEPARTMENT	HRT GRANT/LONGEVITY PAY	7,000	150,000	70,500	79,500
54110	201	SHERIFF'S DEPARTMENT	HRT GRANT/SOCIAL SECURITY	434	0	4,332	-4,332
54110	204	SHERIFF'S DEPARTMENT	HRT GRANT/PENSIONS	875	0	8,155	-8,155
54110	212	SHERIFF'S DEPARTMENT	HRT GRANT/MEDICARE MATCHING	102	0	1,013	-1,013
-----	---		*Expense	8,411	150,000	84,000	66,000
-----	---		*HIRING, RECRUITMENT	8,411	150,000	84,000	66,000
=====	=====			=====	=====	=====	=====

UNAUDITED

Acct	Obj	Acct	Account Level Description	2023-24 ACTUAL	2024-25 REVISED BUD	2024-25 YTD ACTUAL	BUDGET VARIANCE
101			GENERAL FUND				
246			CONFIMENT FACILITIES COVID-19				
E			Expense				
54210	410	JAIL	CUST SUPP CONFINE FACILITIES	8,448	0	0	0
54210	441	JAIL	PRISON CLOT CONFINE FACILITIES	68,505	0	0	0
54210	499	JAIL	OTHER SUPPL CONFINE FACILITIES	15,816	0	0	0
54210	707	JAIL	BLDG IMPROV CONFINE FACILITIES	71,764	0	0	0
54210	711	JAIL	FURN & FIXT CONFINE FACILITIES	159,215	0	0	0
54210	717	JAIL	MAINT EQUIP CONFINE FACILITIES	23,257	0	0	0
-----	---		*Expense	347,005	0	0	0
-----	---		*CONFIMENT FACILITIE	347,005	0	0	0
				=====	=====	=====	=====

UNAUDITED

Acct	Obj	Acct	Account Level Description	2023-24 ACTUAL	2024-25 REVISED BUD	2024-25 YTD ACTUAL	BUDGET VARIANCE
101			GENERAL FUND				
249			VIOLENT CRIME INTERVENTION FND				
E			Expense				
54110	106	SHERIFF'S DEPARTMENT	DEPUTIES - VIOLENT CRIME FUND	45,802	49,740	49,589	151
54110	201	SHERIFF'S DEPARTMENT	SOCIAL SEC/VIOLET CRIME FUND	2,617	3,146	2,884	262
54110	204	SHERIFF'S DEPARTMENT	PENSIONS/VIOLET CRIME FUND	5,518	6,343	6,213	130
54110	205	SHERIFF'S DEPARTMENT	HEALTH INS/VIOLET CRIME FUND	21,254	23,912	23,567	345
54110	212	SHERIFF'S DEPARTMENT	MEDICARE/VIOLET CRIME FUND	612	736	675	61
54110	299	SHERIFF'S DEPARTMENT	OTHER FRINGE BENE/VCIF GRANT	0	0	500	-500
54110	435	SHERIFF'S DEPARTMENT	OFFICE SUPP/VIOLENT CRIME FUND	117	0	0	0
54110	451	SHERIFF'S DEPARTMENT	UNIFORM/VIOLENT CRIME FUND	35,200	0	0	0
54110	716	SHERIFF'S DEPARTMENT	LAW ENF EQP/VIOLENT CRIME FUND	24,844	1,000	1,124	-124
54110	718	SHERIFF'S DEPARTMENT	VEHICLES/VIOLENT CRIME FUND	40,200	0	0	0
-----	---	*Expense		176,164	84,877	84,552	325
-----	---	*VIOLENT CRIME INTER		176,164	84,877	84,552	325
				=====	=====	=====	=====

UNAUDITED

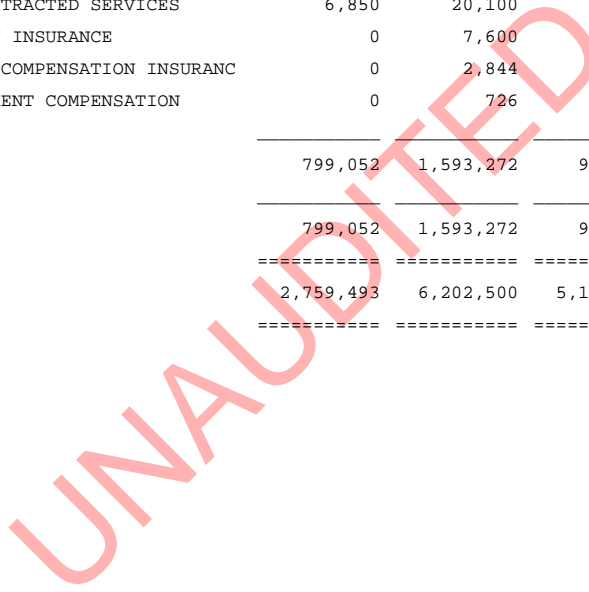
Acct	Obj	Acct	Account Level Description	2023-24 ACTUAL	2024-25 REVISED BUD	2024-25 YTD ACTUAL	BUDGET VARIANCE
101			GENERAL FUND				
257			THSO GRANT Z24THS358				
E			Expense				
53920	187	COURTROOM SECURITY	THSO OT ALCOHOL SAT & EQUIP	1,094	0	0	0
53920	201	COURTROOM SECURITY	SS ALCOHOL SATURATION & EQUIP	64	0	0	0
53920	204	COURTROOM SECURITY	RET ALCOHOL SATURATION & EQUIP	132	0	0	0
53920	212	COURTROOM SECURITY	MED ALCOHOL SATURATION & EQUIP	15	0	0	0
54110	187	SHERIFF'S DEPARTMENT	THSO OT ALCOHOL SAT & EQUIP	15,047	25,920	19,615	6,305
54110	187	SHERIFF'S DEPARTMENT	THSO OT ALCOHOL SAT & EQUIP	12,304	26,913	20,054	6,859
54110	201	SHERIFF'S DEPARTMENT	SS ALCOHOL SATURATION & EQUIP	898	0	1,173	-1,173
54110	201	SHERIFF'S DEPARTMENT	SS ALCOHOL SATURATION & EQUIP	734	0	1,212	-1,212
54110	204	SHERIFF'S DEPARTMENT	RET ALCOHOL SATURATION & EQUIP	1,622	0	2,452	-2,452
54110	204	SHERIFF'S DEPARTMENT	RET ALCOHOL SATURATION & EQUIP	1,328	0	2,507	-2,507
54110	212	SHERIFF'S DEPARTMENT	MED ALCOHOL SATURATION & EQUIP	210	0	274	-274
54110	212	SHERIFF'S DEPARTMENT	MED ALCOHOL SATURATION & EQUIP	172	0	284	-284
54110	716	SHERIFF'S DEPARTMENT	THSO - EQUIPMENT	0	13,549	12,187	1,362
-----	---	*Expense		33,620	66,382	59,758	6,624
-----	---	*THSO GRANT Z24THS35		33,620	66,382	59,758	6,624
				=====	=====	=====	=====

UNAUDITED

Acct	Obj	Acct	Account Level Description	2023-24 ACTUAL	2024-25 REVISED BUD	2024-25 YTD ACTUAL	BUDGET VARIANCE
101			GENERAL FUND				
266			HOMELAND SECURITY GRANT 2022				
E			Expense				
54490	316	OTHER EMERGENCY MANA	HOMELAND SECURITY GRANT 2022	2,893	218,107	217,128	979
54490	316	OTHER EMERGENCY MANA	CONTRIBUTIONS/DISCOUNTS TAKEN	0	0	-981	981
-----	---	*Expense		2,893	218,107	216,147	1,960
-----	---	*HOMELAND SECURITY G		2,893	218,107	216,147	1,960
=====							

UNAUDITED

Acct	Obj	Acct	Account Level Description	2023-24 ACTUAL	2024-25 REVISED BUD	2024-25 YTD ACTUAL	BUDGET VARIANCE
101			GENERAL FUND				
825			HEALTH DGA GRANT				
E			Expense				
55110	131	LOCAL HEALTH CENTER	MEDICAL PERSONNEL/DGA	0	148,199	0	148,199
55110	162	LOCAL HEALTH CENTER	CLERICAL PERSONNEL	268,272	267,308	267,005	303
55110	188	LOCAL HEALTH CENTER	BONUS PAYMENTS/HEALTH DGA GRAN	0	5,241	0	5,241
55110	189	LOCAL HEALTH CENTER	OTHER SALARIES AND WAGES	269,118	591,006	343,358	247,648
55110	201	LOCAL HEALTH CENTER	SOCIAL SECURITY	31,808	58,779	36,247	22,532
55110	204	LOCAL HEALTH CENTER	PENSIONS	60,767	113,766	69,158	44,608
55110	205	LOCAL HEALTH CENTER	EMPLOYEE AND DEPENDENT INSURAN	149,035	314,956	169,572	145,384
55110	206	LOCAL HEALTH CENTER	LIFE INSURANCE/HEALTH DGA	2,489	0	0	0
55110	212	LOCAL HEALTH CENTER	EMPLOYER MEDICARE	7,439	13,747	8,477	5,270
55110	299	LOCAL HEALTH CENTER	OTHER FRINGE BENEFITS	171	0	423	-423
55110	355	LOCAL HEALTH CENTER	TRAVEL (HEALTH DEPT)	3,103	15,000	2,361	12,639
55110	356	LOCAL HEALTH CENTER	TUITION (HEALTH DEPT)	0	34,000	26,614	7,386
55110	399	LOCAL HEALTH CENTER	OTHER CONTRACTED SERVICES	6,850	20,100	13,668	6,432
55110	506	LOCAL HEALTH CENTER	LIABILITY INSURANCE	0	7,600	352	7,248
55110	513	LOCAL HEALTH CENTER	WORKERS' COMPENSATION INSURANC	0	2,844	1,420	1,424
55110	210	LOCAL HEALTH CENTER	UNEMPLOYMENT COMPENSATION	0	726	1,330	-604
-----	---	*Expense		799,052	1,593,272	939,985	653,287
-----	---	*HEALTH DGA GRANT		799,052	1,593,272	939,985	653,287
-----	---	*GENERAL FUND		2,759,493	6,202,500	5,155,575	1,046,927



Acct	Obj	Acct	Account Level Description	2023-24 ACTUAL	2024-25 REVISED BUD	2024-25 YTD ACTUAL	BUDGET VARIANCE
116			SOLID WASTE FUND				
024			HELENE STORM DAMAGE 9-2024				
E			Expense				
54430	359	DISASTER RELIEF	DISPOSAL FEES/SEPT STORM EVENT	0	39,521	39,520	1
54430	426	DISASTER RELIEF	GEN CONSTR MATERL - HELENE STO	0	2,420	2,420	0
54430	499	DISASTER RELIEF	OTH SUPP & MATERL - HELENE STO	0	80	80	0
54430	599	DISASTER RELIEF	OTHER CHARGES/SEPT STORM EVENT	0	3	2	1
54430	706	DISASTER RELIEF	BUILD CONSTR/LAMAR CONVEN CENT	0	10,000	8,460	1,540
55732	105	CONVENIENCE CENTERS	DIRECTOR - HELENE	0	24,400	22,750	1,650
55732	141	CONVENIENCE CENTERS	FOREMEN - HELENE	0	2,189	2,189	0
55732	147	CONVENIENCE CENTERS	TRUCK DRIVERS - HELENE	0	5,555	5,555	0
55732	164	CONVENIENCE CENTERS	ATTENDANTS - HELENE	0	754	754	0
55732	187	CONVENIENCE CENTERS	OT - HELENE	0	2,032	2,031	1
55732	201	CONVENIENCE CENTERS	SOCIAL SECURITY - HELENE	0	2,046	1,213	833
55732	204	CONVENIENCE CENTERS	PENSIONS - HELENE	0	4,114	2,169	1,945
55732	212	CONVENIENCE CENTERS	EMPLOYER MEDICARE - HELENE	0	479	284	195
55759	164	OTHER WASTE DISPOSAL	ATTENDANTS - HELENE	0	253	252	1
55759	201	OTHER WASTE DISPOSAL	SOCIAL SECURITY	0	16	16	0
55759	204	OTHER WASTE DISPOSAL	PENSIONS	0	32	32	0
55759	212	OTHER WASTE DISPOSAL	EMPLOYER MEDICARE	0	4	4	0
-----	---	*Expense		0	93,898	87,731	6,167
-----	---	*HELENE STORM DAMAGE		0	93,898	87,731	6,167
-----	---	*SOLID WASTE FUND		0	93,898	87,731	6,167
=====	=====			=====	=====	=====	=====

UNAUDITED

Acct	Obj	Acct	Account Level Description	2023-24 ACTUAL	2024-25 REVISED BUD	2024-25 YTD ACTUAL	BUDGET VARIANCE
131			HIGHWAY FUND				
024			HELENE STORM DAMAGE 9-2024				
E			Expense				
54430	312	DISASTER RELIEF	CONTRACTS PRIV/HELENE STORM	0	9,185	9,185	0
54430	327	DISASTER RELIEF	FREIGHT EXP/HELENE STORM	0	154	153	1
54430	332	DISASTER RELIEF	LEGAL NOTICES & COURT COSTS	0	12	12	0
54430	336	DISASTER RELIEF	MAINT & REPAIR - HELENE STORM	0	2,059	2,059	0
54430	338	DISASTER RELIEF	MAINT&VEHICLE REPAIR - HELENE	0	2,060	2,060	0
54430	404	DISASTER RELIEF	ASPHALT-HOT MIX/HELENE STORM	0	15,434	15,434	0
54430	409	DISASTER RELIEF	CRUSHED STONE - HELENE STORM	0	142,321	142,321	0
54430	416	DISASTER RELIEF	EQUIP PARTS HEAVY - HELENE STO	0	4,662	4,661	1
54430	417	DISASTER RELIEF	EQUIPMENT PARTS - LIGHT - HELE	0	470	470	0
54430	426	DISASTER RELIEF	GEN CONSTR MATERIALS - HELENE	0	1,880	1,880	0
54430	426	DISASTER RELIEF	GEN CONST MAT/JACKSON BRIDGE	0	557	557	0
54430	433	DISASTER RELIEF	LUBRICANTS- HELENE STORM	0	1,640	1,639	1
54430	435	DISASTER RELIEF	OFFICE SUPPLIES/HELENE STORM	0	800	800	0
54430	440	DISASTER RELIEF	PIPE/METAL - HELENE STORM	0	2,229	2,229	0
54430	443	DISASTER RELIEF	ROAD SIGNS - HELENE STORM	0	2,528	2,528	0
54430	446	DISASTER RELIEF	SMALL TOOLS - HELENE STORM	0	1,674	1,674	0
54430	450	DISASTER RELIEF	TIRES AND TUBES - HELENE	0	2,049	2,049	0
54430	499	DISASTER RELIEF	OTHER SUPPLIES - HELENE	0	2,694	2,693	1
54430	599	DISASTER RELIEF	OTHER CHARGES - HELENE STORM	0	44,312	44,312	0
54430	705	DISASTER RELIEF	CORBY BRIDGE HELENE DISASTER	0	1,685,900	20,053	1,665,847
54430	706	DISASTER RELIEF	HIGHWAY BLOCK 2 HELENE DISASTE	0	22,316	22,416	-100
54430	713	DISASTER RELIEF	LITTLE GERMANY RD HELENE DISAS	0	6,100,000	5,459,429	640,571
54430	715	DISASTER RELIEF	BILL MAUK RD HELENE LAND ACQUI	0	100,000	100,000	0
-----	---	*Expense		0	8,144,936	5,838,614	2,306,322
E			Expense				
61000	103	ADMINISTRATION	ASSISTANTS - HELENE	0	48,560	41,307	7,253
61000	161	ADMINISTRATION	SECRETARIES - HELENE	0	16,540	7,601	8,939
61000	187	ADMINISTRATION	OT - HELENE	0	5,602	5,396	206
61000	201	ADMINISTRATION	SOCIAL SECURITY - HELENE	0	4,392	1,699	2,693
61000	204	ADMINISTRATION	PENSIONS - HELENE	0	8,850	3,487	5,363
61000	212	ADMINISTRATION	EMPLOYER MEDICARE - HELENE	0	1,028	397	631
62000	105	HIGHWAY AND BRIDGE M	SUPERVISOR - HELENE	0	45,000	40,109	4,891
62000	141	HIGHWAY AND BRIDGE M	FOREMEN - HELENE	0	25,200	22,075	3,125
62000	144	HIGHWAY AND BRIDGE M	HEAVY EQUIP OPERATORS - HELENE	0	77,665	68,751	8,914
62000	145	HIGHWAY AND BRIDGE M	LIGHT EQUIP OPERATORS - HELENE	0	51,740	45,752	5,988
62000	147	HIGHWAY AND BRIDGE M	TRUCK DRIVERS - HELENE	0	101,320	86,750	14,570
62000	149	HIGHWAY AND BRIDGE M	LABORERS - HELENE	0	89,300	77,724	11,576
62000	187	HIGHWAY AND BRIDGE M	OT - HELENE	0	58,744	49,838	8,906
62000	201	HIGHWAY AND BRIDGE M	SOCIAL SECURITY - HELENE	0	27,841	22,299	5,542
62000	204	HIGHWAY AND BRIDGE M	PENSIONS - HELENE	0	56,127	45,854	10,273
62000	212	HIGHWAY AND BRIDGE M	EMPLOYER MEDICARE - HELENE	0	6,541	5,215	1,326
63100	187	OPERATION AND MAINT	OT - HELENE	0	559	228	331
63100	201	OPERATION AND MAINT	SOCIAL SECURITY - HELENE	0	35	15	20
63100	204	OPERATION AND MAINT	PENSIONS - HELENE	0	70	32	38
63100	212	OPERATION AND MAINT	EMPLOYER MEDICARE - HELENE	0	9	4	5
63500	141	ASPHALT PLANT OPERAT	FOREMEN - HELENE	0	25,150	18,146	7,004
63500	143	ASPHALT PLANT OPERAT	EQUIP OPERATORS - HELENE	0	37,370	31,367	6,003
63500	147	ASPHALT PLANT OPERAT	TRUCK DRIVERS - HELENE	0	97,930	85,126	12,804
63500	149	ASPHALT PLANT OPERAT	LABORERS - HELENE	0	51,050	41,059	9,991
63500	187	ASPHALT PLANT OPERAT	OT - HELENE	0	30,762	26,475	4,287

Acct	Obj	Acct	Account Level Description	2023-24 ACTUAL	2024-25 REVISED BUD	2024-25 YTD ACTUAL	BUDGET VARIANCE
131			HIGHWAY FUND				
024			HELENE STORM DAMAGE 9-2024				
E			Expense				
63500	201	ASPHALT PLANT OPERAT	SOCIAL SECURITY - HELENE	0	15,029	11,839	3,190
63500	204	ASPHALT PLANT OPERAT	PENSIONS - HELENE	0	30,290	25,088	5,202
63500	212	ASPHALT PLANT OPERAT	EMPLOYER MEDICARE - HELENE	0	3,517	2,769	748
63600	187	TRAFFIC CONTROL	OT - HELENE	0	562	223	339
63600	201	TRAFFIC CONTROL	SOCIAL SECURITY - HELENE	0	35	15	20
63600	204	TRAFFIC CONTROL	PENSIONS - HELENE	0	71	33	38
63600	212	TRAFFIC CONTROL	EMPLOYER MEDICARE - HELENE	0	9	4	5
-----	---	*		0	916,898	766,677	150,221
-----	---	*HELENE STORM DAMAGE		0	9,061,834	6,605,291	2,456,543
-----	---	*HIGHWAY FUND		0	9,061,834	6,605,291	2,456,543

UNAUDITED

Acct	Obj	Acct	Account Level Description	2023-24 ACTUAL	2024-25 REVISED BUD	2024-25 YTD ACTUAL	BUDGET VARIANCE
171			GENERAL CAPITAL PROJECTS FUND				
024			HELENE STORM DAMAGE 9-2024				
E			Expense				
91140	799	PUBLIC HEALTH AND WE	LAMAR CONVENIENCE CENTER REBLD	0	1,000,000	0	1,000,000
-----	---	*		0	1,000,000	0	1,000,000
-----	---	*HELENE STORM DAMAGE		0	1,000,000	0	1,000,000
-----	---	*GENERAL CAPITAL PRO		0	1,000,000	0	1,000,000

UNAUDITED

Acct	Obj	Acct	Account Level Description	2023-24 ACTUAL	2024-25 REVISED BUD	2024-25 YTD ACTUAL	BUDGET VARIANCE
178			HELENE RECOVERY FUND 2025				
024			HELENE STORM DAMAGE 9-2024				
E			Expense				
54430	590	DISASTER RELIEF	TRANSFERS TO OTHER FUNDS	0	10,596,000	7,365,191	3,230,809
54430	605	DISASTER RELIEF	UNDERWRITER'S DISCOUNT	0	0	239,216	-239,216
54430	606	DISASTER RELIEF	OTHER DEBT ISSUANCE CHARGES	0	0	178,287	-178,287
-----	---	*Expense		0	10,596,000	7,782,694	2,813,306
-----	---	*HELENE STORM DAMAGE		0	10,596,000	7,782,694	2,813,306
-----	---	*HELENE RECOVERY FUN		0	10,596,000	7,782,694	2,813,306

Number of Accounts: 247

\*\*\*\*\* End of report \*\*\*\*\*

UNAUDITED