

Washington County, TN



Fund Financial Statements (Budgetary Basis)

For the Period Ending
September 30, 2024
(Unaudited)

101-General Fund

116-Solid Waste Fund

122-Drug Fund

127-ARPA Special Revenue Fund

128-Opioid Special Revenue Fund

131-Highway Fund

151-Debt Service Fund

152-Rural Debt Service Fund

171-Capital Projects Funds

177-Education Capital Projects Fund

263-Insurance Fund

Table of Contents

Fund Operating Summary	1
Property Tax Revenue Trend Analysis	2
Revenue & Expense Summary by Fund	5
Revenue Comparison by Fund	
101 - General Fund.....	10
116 - Solid Waste Fund	13
122 - Drug Fund.....	14
127 – ARPA Special Revenue Fund.....	15
128 – Opioid Special Revenue Fund	16
131 – Highway Fund.....	17
151 – Debt Service Fund	19
152 – Rural Debt Service Fund.....	20
171 – Capital Projects Fund.....	21
177 – Education Capital Projects Fund.....	22
263 – Employee Health Self-Insurance Fund	23
Expense Detail by Fund	
101 - General Fund.....	23
116 - Solid Waste Fund	54
122 - Drug Fund.....	56
127 – ARPA Special Revenue Fund.....	57
128 – Opioid Special Revenue Fund	58
131 – Highway Fund.....	59
151 – Debt Service Fund	64
152 – Rural Debt Service Fund.....	66
171 – Capital Projects Fund.....	67
177 – Education Capital Projects Fund.....	69
263 – Employee Health Self-Insurance Fund	70

Washington County

Fund Operating Summary - Budgetary Basis

For the Period Ending September 30, 2024 (Unaudited)

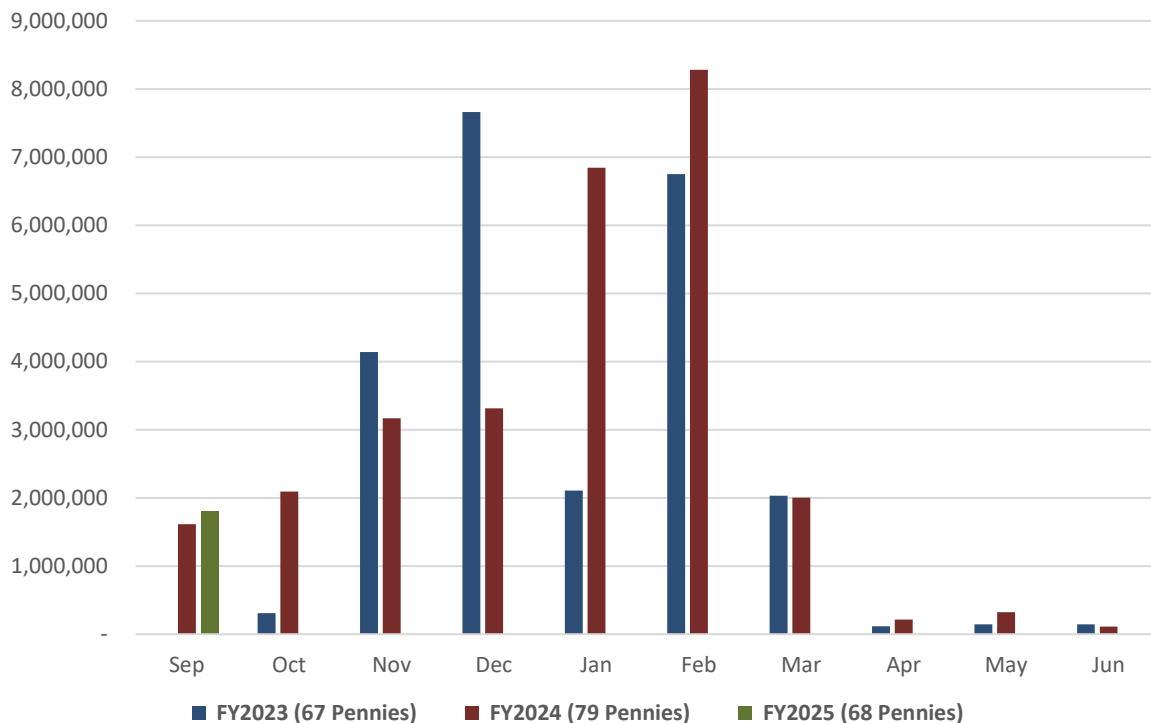
#	Fund	Fund Balance @ 6-30-2024	Revenue	Expense	Revenue Over (Under) Expense	Fund Balance @ 9-30-2024 (Unaudited)
101	General	21,276,182	7,592,208	19,858,827	(12,266,619)	9,009,563
116	Solid Waste	701,864	219,888	628,023	(408,135)	293,729
122	Drug	157,808	9,941	101,444	(91,503)	66,305
127	ARPA Special Revenue	5,385,127	-	3,000	(3,000)	5,382,127
128	Opioid Special Revenue	1,272,160	148,848	-	148,848	1,421,008
131	Highway	10,230,797	2,081,046	3,559,972	(1,478,926)	8,751,871
151	Debt Service	8,665,952	2,508,030	757,555	1,750,475	10,416,427
152	Rural Debt Service	42,750	84,723	84,723	-	42,750
171	Capital Projects	1,655,832	356,098	416,936	(60,838)	1,594,994
177	Education Capital Projects	6,681,385	175,678	3,400	172,278	6,853,663
263	Self-Insurance	3,582,863	1,972,323	1,503,219	469,104	4,051,967
	Totals	59,652,720	15,148,783	26,917,099	(11,768,316)	47,884,404

General Fund

Current Year Property Tax Trend Analysis - General Fund

Month	FY2023 (67 Pennies)		FY2024 (79 Pennies)		FY2025 (68 Pennies)	
	Amount	Cumulative % of Budget	Amount	Cumulative % of Budget	Amount	Cumulative % of Budget
Jul	1,097	0.0%	2,969	0.0%	-	0.0%
Aug	-	0.0%	-	0.0%	-	0.0%
Sep	-	0.0%	1,615,322	5.9%	1,804,843	4.9%
Oct	309,450	1.4%	2,094,923	13.4%	-	4.9%
Nov	4,139,581	19.7%	3,170,067	24.9%	-	4.9%
Dec	7,662,053	53.6%	3,315,466	36.9%	-	4.9%
Jan	2,107,147	62.9%	6,844,671	61.7%	-	4.9%
Feb	6,753,978	92.7%	8,281,481	91.6%	-	4.9%
Mar	2,034,098	101.7%	2,002,651	98.9%	-	4.9%
Apr	118,078	102.2%	217,436	99.7%	-	4.9%
May	144,782	102.9%	323,051	100.8%	-	4.9%
Jun	146,655	103.5%	112,916	101.2%	-	4.9%
Actual	<u>23,416,919</u>	103.5%	<u>27,980,953</u>	101.2%	<u>1,804,843</u>	4.9%
Budget	<u>22,617,358</u>		<u>27,637,443</u>		<u>37,192,600</u>	
Over / (Under) Budget	<u>799,561</u>		<u>343,510</u>		<u>(35,387,757)</u>	

General Fund - Current Year Property Tax Collections

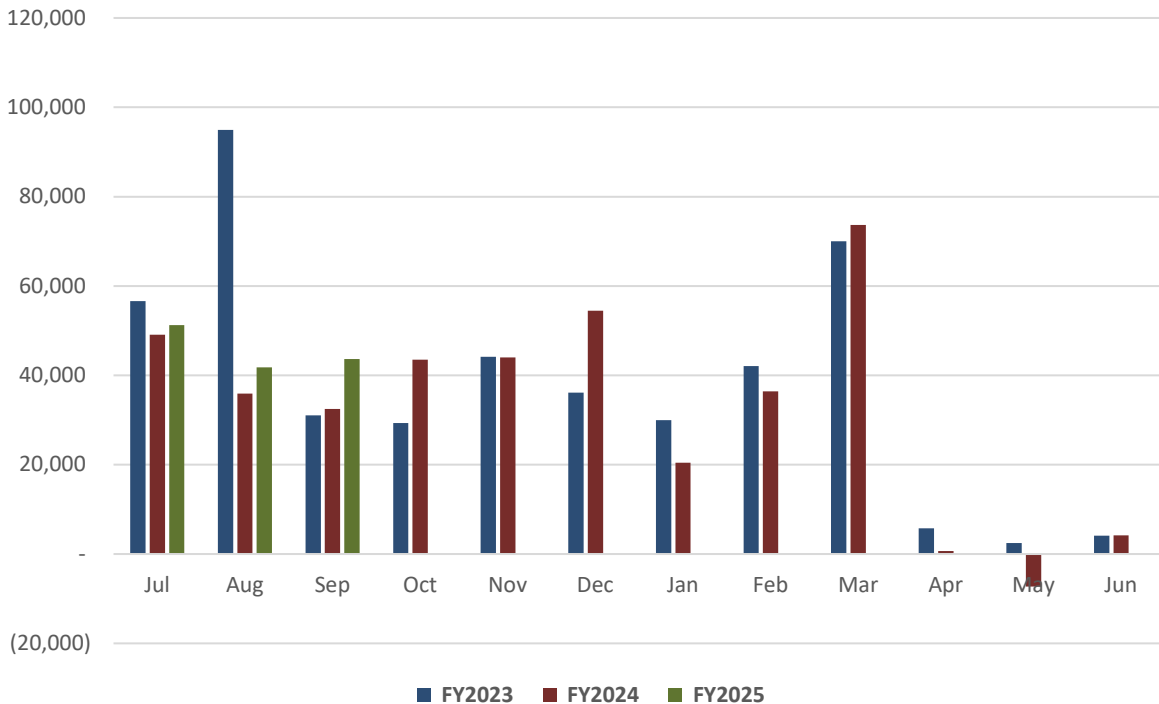


General Fund

Trustee Prior Year Collections - General Fund

Month	FY2023		FY2024		FY2025	
	Amount	Cumulative % of Budget	Amount	Cumulative % of Budget	Amount	Cumulative % of Budget
Jul	56,615	12.4%	49,113	12.6%	51,239	13.1%
Aug	94,923	33.1%	35,940	21.9%	41,763	23.7%
Sep	31,016	39.9%	32,478	30.2%	43,670	34.9%
Oct	29,328	46.3%	43,540	41.4%	-	34.9%
Nov	44,167	55.9%	44,037	52.7%	-	34.9%
Dec	36,151	63.8%	54,494	66.7%	-	34.9%
Jan	29,942	70.3%	20,409	72.0%	-	34.9%
Feb	42,073	79.5%	36,431	81.4%	-	34.9%
Mar	70,033	94.8%	73,659	100.3%	-	34.9%
Apr	5,743	96.0%	654	100.5%	-	34.9%
May	2,434	96.6%	(7,276)	98.6%	-	34.9%
Jun	4,137	97.5%	4,176	99.7%	-	34.9%
Actual	<u>446,562</u>	97.5%	<u>387,655</u>	99.7%	<u>136,672</u>	35.1%
Budget	<u>458,100</u>		<u>388,963</u>		<u>391,880</u>	
Over / (Under) Budget	<u>(11,538)</u>		<u>(1,308)</u>		<u>(255,208)</u>	

General Fund - Trustee Prior Year Tax Collections

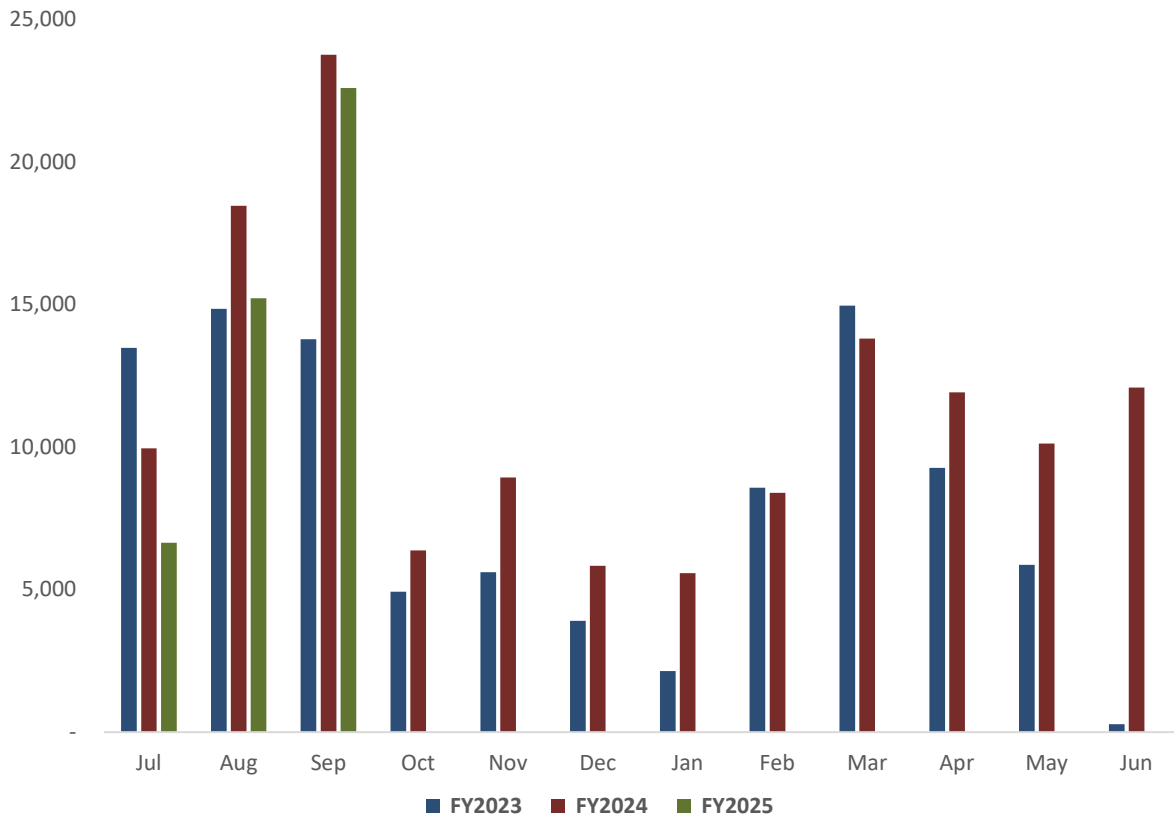


General Fund

Clerk & Master Prior Year Tax Collection Trend Analysis - General Fund

Month	FY2023		FY2024		FY2025	
	Amount	Cumulative	Amount	Cumulative	Amount	Cumulative
		% of Budget		% of Budget		% of Budget
Jul	13,484	10.8%	9,952	5.2%	6,639	3.5%
Aug	14,850	22.7%	18,465	15.0%	15,224	11.4%
Sep	13,781	33.7%	23,765	27.5%	22,591	23.2%
Oct	4,923	37.6%	6,379	30.8%	-	23.2%
Nov	5,608	42.1%	8,936	35.5%	-	23.2%
Dec	3,908	45.2%	5,837	38.6%	-	23.2%
Jan	2,140	47.0%	5,578	41.5%	-	23.2%
Feb	8,571	53.8%	8,392	45.9%	-	23.2%
Mar	14,964	65.8%	13,808	53.2%	-	23.2%
Apr	9,265	73.2%	11,920	59.5%	-	23.2%
May	5,870	77.9%	10,127	64.8%	-	23.2%
Jun	280	78.1%	12,088	71.2%	-	23.2%
Actual	<u>97,644</u>	78.1%	<u>135,247</u>	71.2%	<u>44,454</u>	23.4%
Budget	<u>125,000</u>		<u>190,000</u>		<u>191,425</u>	
Over / (Under)						
Budget	<u>(27,356)</u>		<u>(54,753)</u>		<u>(146,971)</u>	

General Fund - Clerk & Master Prior Year Tax Collections



Acct	Description	2023-24 TOTAL	2023-24 YTD TOTAL	2024-25 YTD TOTAL	2024-25 BUDGET	REMAINING BUDGET	% OF BUDGET
101	GENERAL FUND						
R	Revenue						
40---	TOTAL LOCAL TAXES	35,846,965	2,850,344	3,459,417	44,463,911	41,004,494	8%
41---	TOTAL LICENSES AND PERMITS	1,088,729	142,198	131,205	983,000	851,795	13%
42---	FINES	441,298	113,158	107,149	421,400	314,253	25%
43---	CHARGES FOR CURRENT SERVICES	1,038,140	176,783	276,682	897,000	620,318	31%
44---	TOTAL OTHER LOCAL REVENUE	472,086	167,692	123,957	318,114	194,157	39%
45---	FEEES RECEIVED FROM COUNTY OFFI	6,891,075	1,486,338	1,415,536	7,025,000	5,609,464	20%
46---	STATE OF TENNESSEE	6,867,828	1,702,207	1,761,456	5,893,490	4,132,034	30%
47---	FEDERAL GOVERNMENT	2,040,760	477,544	203,919	1,956,809	1,752,890	10%
48---	OTHER GOVERNMENT AND CITIZENS	229,279	0	111,810	208,500	96,690	54%
49---	OTHER SOURCES (NON-REVENUE)	6,493,529	8,252	1,077	532,680	531,603	0%
-----	Revenue	61,409,689	7,124,516	7,592,208	62,699,904	55,107,698	12%
E	Expense						
51---	GENERAL GOVERNMENT	5,658,754	1,536,758	1,803,734	7,109,258	5,305,531	25%
52---	FINANCE	3,714,515	1,156,354	1,388,245	4,493,004	3,104,769	31%
53---	ADMINISTRATION OF JUSTICE	5,731,857	1,562,907	1,856,111	6,346,193	4,490,086	29%
54---	PUBLIC SAFETY	31,878,050	9,986,842	12,665,728	37,504,025	24,838,299	34%
55---	PUBLIC HEALTH AND WELFARE	4,588,235	1,365,796	1,437,884	5,747,077	4,309,195	25%
56---	SOCIAL,CULTRAL AND RECREATIONA	1,201,175	437,272	463,162	1,339,171	876,009	35%
57---	AGRICULTURE & NATURAL RESOURCE	739,883	108,171	111,926	970,841	858,915	12%
58---	OTHER GENERAL GOVERNMENT	1,320,533	115,767	132,037	1,240,994	1,108,958	11%
-----	Expense	54,833,002	16,269,867	19,858,827	64,750,563	44,891,762	31%
-----	GENERAL FUND	6,576,687	-9,145,351	-12,266,619	-2,050,659	10,215,936	598%
=====							
116	SOLID WASTE FUND						
R	Revenue						
40---	TOTAL LOCAL TAXES	1,358,697	85,546	106,001	2,032,795	1,926,794	5%
41---	TOTAL LICENSES AND PERMITS	150	42	44	160	116	28%
43---	CHARGES FOR CURRENT SERVICES	129,063	23,470	14,421	90,000	75,580	16%
44---	TOTAL OTHER LOCAL REVENUE	253,811	46,921	64,859	200,000	135,141	32%
46---	STATE OF TENNESSEE	145,356	55,090	32,930	120,000	87,070	27%
49---	OTHER SOURCES (NON-REVENUE)	0	0	1,633	0	-1,633	0%
-----	Revenue	1,887,077	211,069	219,888	2,442,955	2,223,068	9%
E	Expense						
55---	PUBLIC HEALTH AND WELFARE	1,916,807	583,744	628,023	2,446,970	1,818,948	26%
-----	Expense	1,916,807	583,744	628,023	2,446,970	1,818,948	26%
-----	SOLID WASTE FUND	-29,730	-372,675	-408,135	-4,015	404,120	10,165%
=====							

Acct	Description	2023-24 TOTAL	2023-24 YTD TOTAL	2024-25 YTD TOTAL	2024-25 BUDGET	REMAINING BUDGET	% OF BUDGET
122	DRUG FUND						
R	Revenue						
42---	FINES	8,834	50,594	9,941	13,500	3,559	74%
44---	TOTAL OTHER LOCAL REVENUE	1,490	1,490	0	0	0	0%
49---	OTHER SOURCES (NON-REVENUE)	4,027	-4,500	0	0	0	0%
-----	Revenue	14,351	47,584	9,941	13,500	3,559	74%
E	Expense						
54---	PUBLIC SAFETY	178,939	85,946	101,444	158,020	56,576	64%
-----	Expense	178,939	85,946	101,444	158,020	56,576	64%
-----	DRUG FUND	-164,588	-38,362	-91,503	-144,520	-53,017	63%
=====							
127	ARPA - SPECIAL REVENUE FUND						
R	Revenue						
44---	TOTAL OTHER LOCAL REVENUE	47,216	47,216	0	0	0	0%
47---	FEDERAL GOVERNMENT	4,247,811	0	0	0	0	0%
-----	Revenue	4,295,027	47,216	0	0	0	0%
E	Expense						
58---	OTHER GENERAL GOVERNMENT	7,003,287	1,328,740	3,000	4,777,294	4,774,294	0%
91---	CAPITAL PROJECTS	67,700	0	0	0	0	0%
99---	OTHER USES	2,000,000	0	0	0	0	0%
-----	Expense	9,070,987	1,328,740	3,000	4,777,294	4,774,294	0%
-----	ARPA - SPECIAL REVENUE FUND	-4,775,960	-1,281,524	-3,000	-4,777,294	-4,774,294	0%
=====							
128	OPIOID LITIGATION SETTLEMENT						
R	Revenue						
44---	TOTAL OTHER LOCAL REVENUE	7,920	1,900	10,367	0	-10,367	0%
46---	STATE OF TENNESSEE	561,253	37,152	0	0	0	0%
48---	OTHER GOVERNMENT AND CITIZENS	446,282	0	138,481	0	-138,481	0%
-----	Revenue	1,015,455	39,052	148,848	0	-148,848	0%
E	Expense						
55---	PUBLIC HEALTH AND WELFARE	337,049	0	0	186,000	186,000	0%
-----	Expense	337,049	0	0	186,000	186,000	0%
-----	OPIOID LITIGATION SETTLEMENT	678,406	39,052	148,848	-186,000	-334,848	-80%
=====							

Acct	Description	2023-24 TOTAL	2023-24 YTD TOTAL	2024-25 YTD TOTAL	2024-25 BUDGET	REMAINING BUDGET	% OF BUDGET
131	HIGHWAY FUND						
R	Revenue						
40---	TOTAL LOCAL TAXES	5,279,304	334,830	283,028	5,358,461	5,075,433	5%
41---	TOTAL LICENSES AND PERMITS	580	162	129	900	771	14%
43---	CHARGES FOR CURRENT SERVICES	0	0	120	0	-120	0%
44---	TOTAL OTHER LOCAL REVENUE	286,473	97,222	29,571	145,000	115,429	20%
46---	STATE OF TENNESSEE	5,717,329	886,833	1,766,703	7,635,500	5,868,798	23%
48---	OTHER GOVERNMENT AND CITIZENS	4,944	0	0	0	0	0%
49---	OTHER SOURCES (NON-REVENUE)	15,107	727	1,495	0	-1,495	0%
-----	Revenue	11,303,737	1,319,774	2,081,046	13,139,861	11,058,816	16%
E	Expense						
61---	ADMINISTRATION	941,673	390,286	423,381	1,092,842	669,462	39%
62---	HIGHWAY AND BRIDGE MAINTENANCE	2,916,078	1,006,795	1,089,575	4,018,940	2,929,365	27%
63---	ASPHALT PLANT OPS & OTHER	4,545,306	2,231,642	1,659,852	5,705,507	4,045,658	29%
68---	CAPITAL OUTLAY	1,390,745	624,424	387,164	5,052,000	4,664,836	8%
-----	Expense	9,793,802	4,253,147	3,559,972	15,869,289	12,309,321	22%
-----	HIGHWAY FUND	1,509,935	-2,933,373	-1,478,926	-2,729,428	-1,250,505	54%
=====							
151	GENERAL DEBT SERVICE FUND						
R	Revenue						
40---	TOTAL LOCAL TAXES	10,102,047	721,995	836,779	15,039,760	14,202,981	6%
41---	TOTAL LICENSES AND PERMITS	1,075	352	317	1,700	1,383	19%
44---	TOTAL OTHER LOCAL REVENUE	4,447,705	327,270	1,670,934	2,500,000	829,066	67%
49---	OTHER SOURCES (NON-REVENUE)	49,000	0	0	35,225	35,225	0%
-----	Revenue	14,599,827	1,049,617	2,508,030	17,576,685	15,068,655	14%
E	Expense						
82---	PRINCIPAL & INTEREST	11,760,538	14,129	757,555	15,355,956	14,598,401	5%
91---	CAPITAL PROJECTS	0	0	0	500,000	500,000	0%
-----	Expense	11,760,538	14,129	757,555	15,855,956	15,098,401	5%
-----	GENERAL DEBT SERVICE FUND	2,839,289	1,035,488	1,750,475	1,720,729	-29,746	102%
=====							
152	RURAL DEBT SERVICE						
R	Revenue						
44---	TOTAL OTHER LOCAL REVENUE	180	180	0	0	0	0%
49---	OTHER SOURCES (NON-REVENUE)	338,892	84,723	84,723	338,892	254,169	25%
-----	Revenue	339,072	84,903	84,723	338,892	254,169	25%

Acct	Description	2023-24 TOTAL	2023-24 YTD TOTAL	2024-25 YTD TOTAL	2024-25 BUDGET	REMAINING BUDGET	% OF BUDGET
152	RURAL DEBT SERVICE						
E	Expense						
82---	PRINCIPAL & INTEREST	338,892	84,723	84,723	338,892	254,169	25%
-----	Expense	338,892	84,723	84,723	338,892	254,169	25%
-----	RURAL DEBT SERVICE	180	180	0	0	0	0%
=====							
171	GENERAL CAPITAL PROJECTS FUND						
R	Revenue						
40---	TOTAL LOCAL TAXES	1,172,840	71,953	331,206	6,381,461	6,050,255	5%
41---	TOTAL LICENSES AND PERMITS	129	36	84	134	50	63%
44---	TOTAL OTHER LOCAL REVENUE	103,803	122,225	0	1,507,000	1,507,000	0%
47---	FEDERAL GOVERNMENT	83,017	0	0	0	0	0%
49---	OTHER SOURCES (NON-REVENUE)	5,034,424	0	24,808	0	-24,808	0%
-----	Revenue	6,394,213	194,214	356,098	7,888,595	7,532,497	5%
E	Expense						
91---	CAPITAL PROJECTS	14,095,000	2,053,538	416,936	4,271,168	3,854,232	10%
95---	CAPITAL PROJECTS - DONATED	0	0	0	3,000,000	3,000,000	0%
-----	Expense	14,095,000	2,053,538	416,936	7,271,168	6,854,232	6%
-----	GENERAL CAPITAL PROJECTS FUND	-7,700,787	-1,859,324	-60,838	617,427	678,265	-10%
=====							
177	EDUCATION CAPITAL PROJECTS						
R	Revenue						
40---	TOTAL LOCAL TAXES	6,588,952	416,228	175,541	2,987,050	2,811,509	6%
41---	TOTAL LICENSES AND PERMITS	731	204	137	400	263	34%
48---	OTHER GOVERNMENT AND CITIZENS	40,000	0	0	0	0	0%
-----	Revenue	6,629,683	416,432	175,678	2,987,450	2,811,772	6%
E	Expense						
91---	CAPITAL PROJECTS	3,816,111	305,232	3,400	1,286,000	1,282,600	0%
95---	CAPITAL PROJECTS - DONATED	2,458,704	0	0	1,400,000	1,400,000	0%
99---	OTHER USES	500,000	0	0	0	0	0%
-----	Expense	6,774,815	305,232	3,400	2,686,000	2,682,600	0%
-----	EDUCATION CAPITAL PROJECTS	-145,132	111,200	172,278	301,450	129,172	57%
=====							

Acct	Description	2023-24 TOTAL	2023-24 YTD TOTAL	2024-25 YTD TOTAL	2024-25 BUDGET	REMAINING BUDGET	% OF BUDGET
263	EMPLOYEE SELF-INSURANCE FUND						
R	Revenue						
43---	CHARGES FOR CURRENT SERVICES	7,290,793	1,698,359	1,957,787	8,054,395	6,096,608	24%
44---	TOTAL OTHER LOCAL REVENUE	123,113	45,841	14,536	70,000	55,464	21%
----	Revenue	7,413,906	1,744,200	1,972,323	8,124,395	6,152,072	24%
E	Expense						
58---	OTHER GENERAL GOVERNMENT	7,471,398	1,620,387	1,503,219	8,578,587	7,075,368	18%
----	Expense	7,471,398	1,620,387	1,503,219	8,578,587	7,075,368	18%
----	EMPLOYEE SELF-INSURANCE FUND	-57,492	123,813	469,104	-454,192	-923,296	-103%
		=====	=====	=====	=====	=====	=====

Number of Accounts: 1741

***** End of report *****

Fnd Acct	Description	2023-24	2024-25	2023-24	2024-25	YTD INCREASE	2024-25	REMAINING	2024-25
		September	September	YTD	YTD	(DECREASE)	BUDGET	BUDGET	% USED
101	GENERAL FUND								
40000	TOTAL LOCAL TAXES								
101 40110	CURRENT PROPERTY TAX	1,615,322	1,804,258	1,618,291	1,804,843	186,552	37,192,600	35,387,757	5%
101 40120	TRUSTEE COLLECTIONS - PRIOR YR	32,478	43,670	117,530	136,672	19,142	391,880	255,208	35%
101 40125	TRUSTEE COLLECTIONS-BANKRUPTCY	0	0	147	0	-147	4,030	4,030	0%
101 40130	COURT COLLECTIONS-PRIOR YEARS	23,765	22,591	52,183	44,454	-7,729	191,425	146,971	23%
101 40140	INTEREST AND PENALTY	11,130	11,413	26,700	24,221	-2,479	122,124	97,903	20%
101 40161	PAYMENT IN-LIEU-OF TAX - TVA	0	0	0	0	0	1,814	1,814	0%
101 40162	PAYMENT IN-LIEU-OF TAX - UTIL	0	0	0	0	0	425,000	425,000	0%
101 40163	PAYMENT IN-LIEU-OF TAX - OTHER	0	0	0	0	0	5,038	5,038	0%
101 40210	LOCAL OPTION SALES TAX	354,174	382,811	717,964	1,139,110	421,146	4,050,000	2,910,890	28%
101 40250	LITIGATION TAX - GENERAL	16,654	16,600	46,288	48,023	1,734	170,000	121,977	28%
101 40260	LITIGATION TAX - SPECIAL PURPO	1,710	1,648	4,753	4,805	52	0	-4,805	0%
101 40268	LITIGATION TAX - COURT SECURIT	19,899	18,685	54,564	55,122	558	195,000	139,878	28%
101 40270	BUSINESS TAX	22,885	26,251	81,516	70,884	-10,631	975,000	904,116	7%
101 40320	BANK EXCISE TAX	0	0	0	0	0	230,000	230,000	0%
101 40330	WHOLESALE BEER TAX	30,819	33,387	96,807	97,824	1,017	380,000	282,176	26%
101 40390	OTHER STATUTORY LOCAL TAXES	12,004	11,175	33,601	33,459	-143	130,000	96,541	26%
101 40---	TOTAL LOCAL TAXES	2,140,840	2,372,489	2,850,344	3,459,417	609,072	44,463,911	41,004,494	8%
41000	TOTAL LICENSES AND PERMITS								
101 41110	MARRIAGE LICENSE	342	340	893	900	7	3,000	2,100	30%
101 41140	CABLE TV FRANCHISE	0	0	0	0	0	500,000	500,000	0%
101 41520	BUILDING PERMITS	49,740	37,286	139,685	130,305	-9,380	480,000	349,695	27%
101 41590	OTHER PERMITS	465	0	1,620	0	-1,620	0	0	0%
101 41---	TOTAL LICENSES AND PERMITS	50,547	37,626	142,198	131,205	-10,993	983,000	851,795	13%
42000	FINES								
101 42110	FINES	988	57	6,116	174	-5,942	8,500	8,326	2%
101 42210	FINES	249	266	1,828	534	-1,294	7,000	6,466	8%
101 42220	OFFICERS COSTS	0	564	0	4,215	4,215	0	-4,215	0%
101 42241	DRUG COURT FEES	194	68	415	197	-218	2,000	1,803	10%
101 42250	JAIL FEES	1,444	3,259	3,273	4,594	1,321	13,000	8,406	35%
101 42280	DUI TREATMENT FINES	95	238	392	285	-107	2,000	1,715	14%
101 42290	DATA ENTRY FEE - CRIMINAL CRT	349	270	1,752	1,748	-4	7,500	5,752	23%
101 42291	COURTROOM SECURITY FEE	1,672	1,577	4,882	4,071	-811	17,000	12,929	24%
101 42292	VICTIMS ASSISTANCE ASSESSMENTS	599	409	1,402	1,045	-357	0	-1,045	0%
101 42310	FINES	5,464	3,026	10,395	12,546	2,151	55,000	42,454	23%
101 42320	OFFICERS COSTS	5,609	7,636	17,453	19,222	1,769	70,000	50,778	27%
101 42330	GAME AND FISH FINES	0	9	23	50	27	200	151	25%
101 42341	DRUG COURT FEES	779	716	2,096	2,096	0	10,000	7,904	21%
101 42350	JAIL FEES	8,416	6,462	24,296	16,402	-7,894	115,000	98,598	14%
101 42380	DUI TREATMENT FINES	1,091	1,651	4,648	3,977	-670	16,000	12,023	25%
101 42390	DATA ENTRY FEE-GENERAL SESSION	2,878	2,722	8,268	8,255	-13	34,000	25,745	24%
101 42391	COURTROOM SECURITY FEE	243	235	760	703	-57	5,000	4,297	14%
101 42392	VICTIMS ASSISTANCE ASSESSMENTS	4,167	3,706	12,842	11,286	-1,556	0	-11,286	0%
101 42410	FINES	0	0	26	48	22	100	53	48%
101 42420	OFFICERS COSTS	470	582	962	1,596	634	2,000	404	80%
101 42490	DATA ENTRY FEE-JUVENILE COURT	88	156	444	348	-96	1,500	1,152	23%
101 42491	COURTROOM SECURITY FEE	2	0	8	0	-8	0	0	0%
101 42520	OFFICERS COST	160	207	380	874	494	2,600	1,726	34%
101 42530	DATA ENTRY FEE-CHANCERY COURT	582	560	1,432	1,548	116	5,500	3,952	28%

Fnd Acct	Description	2023-24 September	2024-25 September	2023-24 YTD	2024-25 YTD	YTD INCREASE (DECREASE)	2024-25 BUDGET	REMAINING BUDGET	2024-25 % USED
101	GENERAL FUND								
42000	FINES								
101 42591	COURTROOM SECURITY FEE	0	8	18	14	-4	500	486	3%
101 42610	FINES	3,231	4,452	8,867	11,321	2,454	47,000	35,679	24%
101 42910	PROCEEDS FROM CONFISCATED PROP	0	0	180	0	-180	0	0	0%
101 42---	FINES	38,770	38,836	113,158	107,149	-6,008	421,400	314,253	25%
43000	CHARGES FOR CURRENT SERVICES								
101 43170	WORK RELEASE CHARGES FOR BOARD	320	0	1,040	298	-742	3,000	2,702	10%
101 43350	COPY FEES	82	194	131	364	233	1,500	1,136	24%
101 43360	LIBRARY FEES	1,252	879	2,949	2,546	-403	9,500	6,954	27%
101 43365	ARCHIVES & RECORDS MANAGEMENT	25,298	22,915	71,877	66,963	-4,914	272,000	205,037	25%
101 43370	TELEPHONE COMMISSIONS	40,154	12,431	40,154	18,620	-21,534	165,000	146,380	11%
101 43380	VENDING MACHINE COLLECTIONS	3,608	46,002	3,608	130,130	126,522	150,000	19,870	87%
101 43382	ELECTRONIC CITATION FEE	535	536	1,335	1,829	495	4,000	2,171	46%
101 43383	ADD'T TITLE & REGISTRATION FEE	11,952	10,764	34,212	31,359	-2,853	125,000	93,641	25%
101 43392	DATA PROCESSING FEE - REGISTER	3,598	3,568	10,056	9,936	-120	36,000	26,064	28%
101 43394	DATA PROCESSING FEE - SHERIFF	389	414	1,175	1,194	19	6,000	4,806	20%
101 43395	SEXUAL OFFENDER REGISTR FEE	300	300	450	300	-150	0	-300	0%
101 43396	DATA PROCESSING FEE-COUNTY CLE	708	726	3,351	2,838	-513	12,000	9,162	24%
101 43397	SUBS/DOC RETRIEVAL FEE - CIRCU	600	400	3,500	3,700	200	11,000	7,300	34%
101 43399	VEHICLE REGISTRATION REINSTATE	1,075	2,015	2,805	5,940	3,135	12,000	6,060	50%
101 43990	OTHER CHARGES FOR SERVICES	30	299	140	665	525	90,000	89,335	1%
101 43---	CHARGES FOR CURRENT SERVICES	89,901	101,443	176,783	276,682	99,900	897,000	620,318	31%
44000	TOTAL OTHER LOCAL REVENUE								
101 44110	INVESTMENT INCOME	0	0	71,610	0	-71,610	0	0	0%
101 44120	LEASE/RENTALS	11,205	10,000	33,241	28,227	-5,014	125,000	96,773	23%
101 44130	SALE OF MATERIALS AND SUPPLIES	329	0	527	0	-527	0	0	0%
101 44131	COMMISSARY SALES	11,550	6,088	11,550	14,963	3,413	60,000	45,037	25%
101 44170	MISCELLANEOUS REFUNDS	9,640	8,257	10,764	10,396	-368	0	-10,396	0%
101 44514	JOINT VENTURES	0	559	0	559	559	0	-559	0%
101 44530	SALE OF EQUIPMENT	0	51,412	40,000	51,412	11,412	0	-51,412	0%
101 44990	OTHER LOCAL REVENUES	0	3,000	0	18,400	18,400	133,114	114,714	14%
101 44---	TOTAL OTHER LOCAL REVENUE	32,724	79,316	167,692	123,957	-43,735	318,114	194,157	39%
45000	FEES RECEIVED FROM COUNTY OFFI								
101 45510	COUNTY CLERK	123,767	117,820	436,129	412,989	-23,139	1,640,000	1,227,011	25%
101 45520	CIRCUIT COURT CLERK	30,136	20,434	146,541	121,218	-25,324	610,000	488,782	20%
101 45540	GENERAL SESSIONS COURT CLERK	89,034	84,148	261,949	238,980	-22,969	995,000	756,020	24%
101 45550	CLERK AND MASTER	45,137	44,070	168,072	166,114	-1,958	470,000	303,886	35%
101 45560	JUVENILE COURT CLERK	1,235	1,518	5,327	4,528	-799	20,000	15,472	23%
101 45580	REGISTER	63,870	61,004	188,251	198,375	10,124	690,000	491,625	29%
101 45610	TRUSTEE	80,870	83,935	280,069	273,332	-6,737	2,600,000	2,326,668	11%
101 45---	FEES RECEIVED FROM COUNTY OFFI	434,049	412,929	1,486,338	1,415,536	-70,802	7,025,000	5,609,464	20%

Fnd Acct	Description	2023-24 September	2024-25 September	2023-24 YTD	2024-25 YTD	YTD INCREASE (DECREASE)	2024-25 BUDGET	REMAINING BUDGET	2024-25 % USED
101	GENERAL FUND								
46000	STATE OF TENNESSEE								
101 46210	LAW ENFORCEMENT TRAINING PROGR	0	0	0	73,600	73,600	73,600	0	100%
101 46290	OTHER PUBLIC SAFETY GRANTS	118,529	1,044,802	1,104,424	1,101,100	-3,324	1,702,877	601,777	65%
101 46310	HEALTH DEPARTMENT PROGRAMS	80,620	158,506	171,992	286,209	114,217	1,350,873	1,064,664	21%
101 46430	LITTER PROGRAM	14,097	14,275	14,097	14,275	178	72,100	57,825	20%
101 46820	INCOME TAX	0	0	2,439	0	-2,439	0	0	0%
101 46830	BEER TAX	0	0	0	0	0	20,000	20,000	0%
101 46835	VEHICLE CERT OF TITLE FEE	1,636	1,623	5,024	4,711	-313	18,000	13,289	26%
101 46840	ALCOHOLIC BEVERAGE TAX	130	98	62,943	61,925	-1,017	250,000	188,075	25%
101 46852	STATE REVENUE SHARING - TELECO	21,441	19,531	58,069	57,915	-153	230,000	172,085	25%
101 46855	STATE SHARED SPORTS GAMING TAX	0	0	23,400	26,591	3,190	0	-26,591	0%
101 46915	CONTRACTED PRISONER BOARDING	0	76,296	0	76,296	76,296	1,500,000	1,423,704	5%
101 46960	REGISTRAR SALARY SUPPLEMENT	0	0	0	0	0	15,200	15,200	0%
101 46980	OTHER STATE GRANTS	244,410	29,892	259,819	57,272	-202,545	325,840	268,568	18%
101 46990	OTHER STATE REVENUES	0	0	0	1,562	1,562	335,000	333,438	0%
101 46---	STATE OF TENNESSEE	480,863	1,345,023	1,702,207	1,761,456	59,252	5,893,490	4,132,034	30%
47000	FEDERAL GOVERNMENT								
101 47220	CIVIL DEFENSE REIMBURSEMENT	0	0	0	62,890	62,890	62,500	-390	101%
101 47235	HOMELAND SECURITY GRANTS	0	0	0	0	0	218,107	218,107	0%
101 47250	LAW ENFORCEMENT GRANTS	8,823	0	8,823	0	-8,823	0	0	0%
101 47302	STAFFORD ACT FEMA 75%	0	39,990	0	39,990	39,990	0	-39,990	0%
101 47700	ASSET FORFEITURE FUNDS	0	0	0	4,025	4,025	0	-4,025	0%
101 47990	OTHER DIRECT FEDERAL REVENUE	217,532	40,204	468,721	97,014	-371,707	1,676,202	1,579,188	6%
101 47---	FEDERAL GOVERNMENT	226,355	80,194	477,544	203,919	-273,625	1,956,809	1,752,890	10%
48000	OTHER GOVERNMENT AND CITIZENS								
101 48130	CONTRIBUTIONS	0	0	0	0	0	13,500	13,500	0%
101 48140	CONTRACTED SERVICES	0	0	0	0	0	195,000	195,000	0%
101 48990	OTHER REVENUE	0	111,810	0	111,810	111,810	0	-111,810	0%
101 48---	OTHER GOVERNMENT AND CITIZENS	0	111,810	0	111,810	111,810	208,500	96,690	54%
49000	OTHER SOURCES (NON-REVENUE)								
101 49700	INSURANCE RECOVERY	8,252	0	8,252	1,077	-7,175	1,455	378	74%
101 49800	TRANSFERS IN	0	0	0	0	0	311,550	311,550	0%
101 49810	CITY GENERAL FUND TRANSFER	0	0	0	0	0	119,675	119,675	0%
101 49999	USE OF FUND BALANCE	0	0	0	0	0	100,000	100,000	0%
101 49---	OTHER SOURCES (NON-REVENUE)	8,252	0	8,252	1,077	-7,175	532,680	531,603	0%
101 -----	GENERAL FUND	3,502,301	4,579,666	7,124,516	7,592,208	467,696	62,699,904	55,107,698	12%
		=====	=====	=====	=====	=====	=====	=====	=====

Fnd Acct	Description	2023-24 September	2024-25 September	2023-24 YTD	2024-25 YTD	YTD INCREASE (DECREASE)	2024-25 BUDGET	REMAINING BUDGET	2024-25 % USED
116	SOLID WASTE FUND								
40000	TOTAL LOCAL TAXES								
116 40110	CURRENT PROPERTY TAX	71,565	92,866	71,721	92,892	21,171	1,914,325	1,821,433	5%
116 40120	TRUSTEE COLLECTIONS - PRIOR YR	1,800	1,900	6,225	6,069	-156	20,471	14,402	30%
116 40125	TRUSTEE COLLECTIONS-BANKRUPTCY	0	0	7	0	-7	211	211	0%
116 40130	COURT COLLECTIONS-PRIOR YEARS	1,053	1,163	2,391	2,240	-150	9,999	7,759	22%
116 40140	INTEREST AND PENALTY	533	548	1,295	1,152	-144	6,379	5,227	18%
116 40161	PAYMENT IN-LIEU-OF TAX - TVA	0	0	0	0	0	95	95	0%
116 40162	PAYMENT IN-LIEU-OF TAX - UTIL	0	0	0	0	0	21,053	21,053	0%
116 40163	PAYMENT IN-LIEU-OF TAX - OTHER	0	0	0	0	0	262	262	0%
116 40270	BUSINESS TAX	1,014	1,351	3,907	3,648	-258	50,000	46,352	7%
116 40320	BANK EXCISE TAX	0	0	0	0	0	10,000	10,000	0%
116 40---	TOTAL LOCAL TAXES	75,965	97,828	85,546	106,001	20,456	2,032,795	1,926,794	5%
41000	TOTAL LICENSES AND PERMITS								
116 41110	MARRIAGE LICENSE	15	18	42	44	2	160	116	28%
116 41---	TOTAL LICENSES AND PERMITS	15	18	42	44	2	160	116	28%
43000	CHARGES FOR CURRENT SERVICES								
116 43116	SURCHARGE-WASTE TIRE DISPOSAL	17,208	4,412	23,470	14,421	-9,050	90,000	75,580	16%
116 43---	CHARGES FOR CURRENT SERVICES	17,208	4,412	23,470	14,421	-9,050	90,000	75,580	16%
44000	TOTAL OTHER LOCAL REVENUE								
116 44110	INVESTMENT INCOME	0	0	3,169	0	-3,169	0	0	0%
116 44145	SALE OF RECYCLED MATERIALS	11,400	32,611	42,840	63,374	20,534	200,000	136,626	32%
116 44170	MISCELLANEOUS REFUNDS	912	1,485	912	1,485	572	0	-1,485	0%
116 44---	TOTAL OTHER LOCAL REVENUE	12,312	34,096	46,921	64,859	17,937	200,000	135,141	32%
46000	STATE OF TENNESSEE								
116 46170	SOLID WASTE GRANTS	21,871	0	21,871	0	-21,871	0	0	0%
116 46990	OTHER STATE REVENUES	0	0	33,219	32,930	-289	120,000	87,070	27%
116 46---	STATE OF TENNESSEE	21,871	0	55,090	32,930	-22,160	120,000	87,070	27%
49000	OTHER SOURCES (NON-REVENUE)								
116 49700	INSURANCE RECOVERY	0	0	0	1,633	1,633	0	-1,633	0%
116 49---	OTHER SOURCES (NON-REVENUE)	0	0	0	1,633	1,633	0	-1,633	0%
116 -----	SOLID WASTE FUND	127,371	136,354	211,069	219,888	8,818	2,442,955	2,223,068	9%
		=====	=====	=====	=====	=====	=====	=====	=====

Fnd Acct	Description	2023-24 September	2024-25 September	2023-24 YTD	2024-25 YTD	YTD INCREASE (DECREASE)	2024-25 BUDGET	REMAINING BUDGET	2024-25 % USED
122	DRUG FUND								
42000	FINES								
122 42240	DRUG CONTROL FINES	293	322	724	616	-108	3,500	2,884	18%
122 42340	DRUG CONTROL FINES	2,090	759	2,977	1,435	-1,542	10,000	8,565	14%
122 42910	PROCEEDS FROM CONFISCATED PROP	190	3,770	46,893	7,890	-39,003	0	-7,890	0%
122 42---	FINES	2,573	4,851	50,594	9,941	-40,653	13,500	3,559	74%
44000	TOTAL OTHER LOCAL REVENUE								
122 44110	INVESTMENT INCOME	0	0	1,490	0	-1,490	0	0	0%
122 44---	TOTAL OTHER LOCAL REVENUE	0	0	1,490	0	-1,490	0	0	0%
49000	OTHER SOURCES (NON-REVENUE)								
122 49800	TRANSFERS IN	0	0	-4,500	0	4,500	0	0	0%
122 49---	OTHER SOURCES (NON-REVENUE)	0	0	-4,500	0	4,500	0	0	0%
122 -----	DRUG FUND	2,573	4,851	47,584	9,941	-37,643	13,500	3,559	74%
		=====	=====	=====	=====	=====	=====	=====	=====

Fnd Acct	Description	2023-24 September	2024-25 September	2023-24 YTD	2024-25 YTD	YTD INCREASE (DECREASE)	2024-25 BUDGET	REMAINING BUDGET	2024-25 % USED
127	ARPA - SPECIAL REVENUE FUND								
44000	TOTAL OTHER LOCAL REVENUE								
127 44110	INVESTMENT INCOME	0	0	47,216	0	-47,216	0	0	0%
127 44---	TOTAL OTHER LOCAL REVENUE	0	0	47,216	0	-47,216	0	0	0%
127 -----	ARPA - SPECIAL REVENUE FUND	0	0	47,216	0	-47,216	0	0	0%
		=====	=====	=====	=====	=====	=====	=====	=====

Fnd Acct	Description	2023-24 September	2024-25 September	2023-24 YTD	2024-25 YTD	YTD INCREASE (DECREASE)	2024-25 BUDGET	REMAINING BUDGET	2024-25 % USED
128	OPIOID LITIGATION SETTLEMENT								
44000	TOTAL OTHER LOCAL REVENUE								
128 44110	INVESTMENT INCOME	632	5,677	1,900	10,367	8,467	0	-10,367	0%
128 44---	TOTAL OTHER LOCAL REVENUE	632	5,677	1,900	10,367	8,467	0	-10,367	0%
46000	STATE OF TENNESSEE								
128 46845	OPIOID SETTLEMNT TN ABATEMENT C	0	0	37,152	0	-37,152	0	0	0%
128 46---	STATE OF TENNESSEE	0	0	37,152	0	-37,152	0	0	0%
48000	OTHER GOVERNMENT AND CITIZENS								
128 48991	OPIOID SETTLEMNT PAST REMEDIATI	0	54,062	0	138,481	138,481	0	-138,481	0%
128 48---	OTHER GOVERNMENT AND CITIZENS	0	54,062	0	138,481	138,481	0	-138,481	0%
128 -----	OPIOID LITIGATION SETTLEMENT	632	59,739	39,052	148,848	109,796	0	-148,848	0%
		=====	=====	=====	=====	=====	=====	=====	=====

Fnd Acct	Description	2023-24	2024-25	2023-24	2024-25	YTD INCREASE	2024-25	REMAINING	2024-25
		September	September	YTD	YTD	(DECREASE)	BUDGET	BUDGET	% USED
131	HIGHWAY FUND								
40000	TOTAL LOCAL TAXES								
131 40110	CURRENT PROPERTY TAX	276,036	238,799	276,634	238,899	-37,735	4,922,550	4,683,651	5%
131 40120	TRUSTEE COLLECTIONS - PRIOR YR	6,441	7,334	23,601	23,425	-176	78,961	55,536	30%
131 40125	TRUSTEE COLLECTIONS-BANKRUPTCY	0	0	31	0	-31	812	812	0%
131 40130	COURT COLLECTIONS-PRIOR YEARS	4,061	2,990	9,222	6,139	-3,083	38,571	32,432	16%
131 40140	INTEREST AND PENALTY	2,058	1,741	5,077	3,838	-1,239	24,607	20,769	16%
131 40161	PAYMENT IN-LIEU-OF TAX - TVA	0	0	0	0	0	363	363	0%
131 40162	PAYMENT IN-LIEU-OF TAX - UTIL	0	0	0	0	0	81,201	81,201	0%
131 40163	PAYMENT IN-LIEU-OF TAX - OTHER	0	0	0	0	0	1,015	1,015	0%
131 40270	BUSINESS TAX	3,911	3,474	15,069	9,382	-5,687	156,157	146,775	6%
131 40280	MINERAL SEVERANCE TAX	0	0	5,196	1,345	-3,851	24,000	22,655	6%
131 40320	BANK EXCISE TAX	0	0	0	0	0	30,224	30,224	0%
131 40---	TOTAL LOCAL TAXES	292,507	254,338	334,830	283,028	-51,802	5,358,461	5,075,433	5%
41000	TOTAL LICENSES AND PERMITS								
131 41110	MARRIAGE LICENSE	58	45	162	129	-32	600	471	22%
131 41590	OTHER PERMITS	0	0	0	0	0	300	300	0%
131 41---	TOTAL LICENSES AND PERMITS	58	45	162	129	-32	900	771	14%
43000	CHARGES FOR CURRENT SERVICES								
131 43990	OTHER CHARGES FOR SERVICES	0	0	0	120	120	0	-120	0%
131 43---	CHARGES FOR CURRENT SERVICES	0	0	0	120	120	0	-120	0%
44000	TOTAL OTHER LOCAL REVENUE								
131 44110	INVESTMENT INCOME	0	0	37,471	0	-37,471	0	0	0%
131 44120	LEASE/RENTALS	13,574	15,093	31,485	28,602	-2,882	145,000	116,398	20%
131 44130	SALE OF MATERIALS AND SUPPLIES	0	393	1,246	599	-647	0	-599	0%
131 44170	MISCELLANEOUS REFUNDS	0	270	2,720	370	-2,350	0	-370	0%
131 44530	SALE OF EQUIPMENT	54,300	0	24,300	0	-24,300	0	0	0%
131 44---	TOTAL OTHER LOCAL REVENUE	67,874	15,756	97,222	29,571	-67,650	145,000	115,429	20%
46000	STATE OF TENNESSEE								
131 46410	BRIDGE PROGRAM	0	0	0	0	0	3,146,500	3,146,500	0%
131 46420	STATE AID PROGRAM	0	847,413	0	847,413	847,413	1,200,000	352,588	71%
131 46920	GASOLINE AND MOTOR FUEL TAX	293,120	297,651	864,802	887,520	22,718	3,200,000	2,312,480	28%
131 46925	HYBRID/ELECTRIC VEHICLE TAX	0	3,682	0	9,739	9,739	0	-9,739	0%
131 46930	PETROLEUM SPECIAL TAX	7,344	7,344	22,031	22,031	0	89,000	66,969	25%
131 46---	STATE OF TENNESSEE	300,464	1,156,090	886,833	1,766,703	879,870	7,635,500	5,868,798	23%
49000	OTHER SOURCES (NON-REVENUE)								
131 49700	INSURANCE RECOVERY	0	1,495	0	1,495	1,495	0	-1,495	0%
131 49800	TRANSFERS IN	727	0	727	0	-727	0	0	0%
131 49---	OTHER SOURCES (NON-REVENUE)	727	1,495	727	1,495	768	0	-1,495	0%

Fnd	Acct	Description	2023-24 September	2024-25 September	2023-24 YTD	2024-25 YTD	YTD INCREASE (DECREASE)	2024-25 BUDGET	REMAINING BUDGET	2024-25 % USED
131		HIGHWAY FUND								
00000										
131	-----	HIGHWAY FUND	661,630	1,427,724	1,319,774	2,081,046	761,274	13,139,861	11,058,816	16%
			=====	=====	=====	=====	=====	=====	=====	=====

Fnd Acct	Description	2023-24 September	2024-25 September	2023-24 YTD	2024-25 YTD	YTD INCREASE (DECREASE)	2024-25 BUDGET	REMAINING BUDGET	2024-25 % USED
151	GENERAL DEBT SERVICE FUND								
40000	TOTAL LOCAL TAXES								
151 40110	CURRENT PROPERTY TAX	511,179	663,331	512,818	663,516	150,697	13,673,750	13,010,234	5%
151 40120	TRUSTEE COLLECTIONS - PRIOR YR	17,934	12,810	64,857	43,753	-21,104	240,000	196,247	18%
151 40125	TRUSTEE COLLECTIONS-BANKRUPTCY	0	0	81	0	-81	500	500	0%
151 40130	COURT COLLECTIONS-PRIOR YEARS	7,521	8,306	18,860	16,004	-2,857	60,000	43,996	27%
151 40140	INTEREST AND PENALTY	4,716	3,981	12,170	8,570	-3,600	67,500	58,930	13%
151 40161	PAYMENT IN-LIEU-OF TAX - TVA	0	0	0	0	0	1,010	1,010	0%
151 40162	PAYMENT IN-LIEU-OF TAX - UTIL	0	0	0	0	0	225,000	225,000	0%
151 40163	PAYMENT IN-LIEU-OF TAX - OTHER	0	0	0	0	0	3,000	3,000	0%
151 40266	LITIGATION TAX - JAIL	28,057	26,591	78,637	78,876	239	244,000	165,124	32%
151 40270	BUSINESS TAX	7,242	9,651	34,572	26,060	-8,512	440,000	413,940	6%
151 40320	BANK EXCISE TAX	0	0	0	0	0	85,000	85,000	0%
151 40---	TOTAL LOCAL TAXES	576,649	724,670	721,995	836,779	114,782	15,039,760	14,202,981	6%
41000	TOTAL LICENSES AND PERMITS								
151 41110	MARRIAGE LICENSE	108	125	352	317	-35	1,700	1,383	19%
151 41---	TOTAL LICENSES AND PERMITS	108	125	352	317	-35	1,700	1,383	19%
44000	TOTAL OTHER LOCAL REVENUE								
151 44110	INVESTMENT INCOME	120,058	174,115	327,270	1,670,934	1,343,664	2,500,000	829,066	67%
151 44---	TOTAL OTHER LOCAL REVENUE	120,058	174,115	327,270	1,670,934	1,343,664	2,500,000	829,066	67%
49000	OTHER SOURCES (NON-REVENUE)								
151 49800	TRANSFERS IN	0	0	0	0	0	35,225	35,225	0%
151 49---	OTHER SOURCES (NON-REVENUE)	0	0	0	0	0	35,225	35,225	0%
151 -----	GENERAL DEBT SERVICE FUND	696,815	898,910	1,049,617	2,508,030	1,458,411	17,576,685	15,068,655	14%
		=====	=====	=====	=====	=====	=====	=====	=====

Fnd Acct	Description	2023-24 September	2024-25 September	2023-24 YTD	2024-25 YTD	YTD INCREASE (DECREASE)	2024-25 BUDGET	REMAINING BUDGET	2024-25 % USED
152	RURAL DEBT SERVICE								
44000	TOTAL OTHER LOCAL REVENUE								
152 44110	INVESTMENT INCOME	0	0	180	0	-180	0	0	0%
152 44---	TOTAL OTHER LOCAL REVENUE	0	0	180	0	-180	0	0	0%
49000	OTHER SOURCES (NON-REVENUE)								
152 49800	TRANSFERS IN	28,241	28,241	84,723	84,723	0	338,892	254,169	25%
152 49---	OTHER SOURCES (NON-REVENUE)	28,241	28,241	84,723	84,723	0	338,892	254,169	25%
152 -----	RURAL DEBT SERVICE	28,241	28,241	84,903	84,723	-180	338,892	254,169	25%
		=====	=====	=====	=====	=====	=====	=====	=====

Fnd Acct	Description	2023-24 September	2024-25 September	2023-24 YTD	2024-25 YTD	YTD INCREASE (DECREASE)	2024-25 BUDGET	REMAINING BUDGET	2024-25 % USED
171	GENERAL CAPITAL PROJECTS FUND								
40000	TOTAL LOCAL TAXES								
171 40110	CURRENT PROPERTY TAX	61,342	305,132	61,475	305,154	243,680	6,289,925	5,984,771	5%
171 40120	TRUSTEE COLLECTIONS - PRIOR YR	-306	1,632	3,762	5,232	1,470	17,547	12,315	30%
171 40125	TRUSTEE COLLECTIONS-BANKRUPTCY	0	0	7	0	-7	180	180	0%
171 40130	COURT COLLECTIONS-PRIOR YEARS	902	3,821	2,049	6,647	4,598	8,571	1,924	78%
171 40140	INTEREST AND PENALTY	458	1,192	1,311	2,185	874	5,469	3,284	40%
171 40161	PAYMENT IN-LIEU-OF TAX - TVA	0	0	0	0	0	82	82	0%
171 40162	PAYMENT IN-LIEU-OF TAX - UTIL	0	0	0	0	0	18,044	18,044	0%
171 40163	PAYMENT IN-LIEU-OF TAX - OTHER	0	0	0	0	0	226	226	0%
171 40270	BUSINESS TAX	869	4,440	3,349	11,988	8,639	34,701	22,713	35%
171 40320	BANK EXCISE TAX	0	0	0	0	0	6,716	6,716	0%
171 40---	TOTAL LOCAL TAXES	63,265	316,217	71,953	331,206	259,254	6,381,461	6,050,255	5%
41000	TOTAL LICENSES AND PERMITS								
171 41110	MARRIAGE LICENSE	13	25	36	84	48	134	50	63%
171 41---	TOTAL LICENSES AND PERMITS	13	25	36	84	48	134	50	63%
44000	TOTAL OTHER LOCAL REVENUE								
171 44110	INVESTMENT INCOME	0	0	103,643	0	-103,643	0	0	0%
171 44170	MISCELLANEOUS REFUNDS	0	0	18,582	0	-18,582	0	0	0%
171 44540	SALE OF PROPERTY	0	0	0	0	0	1,507,000	1,507,000	0%
171 44---	TOTAL OTHER LOCAL REVENUE	0	0	122,225	0	-122,225	1,507,000	1,507,000	0%
49000	OTHER SOURCES (NON-REVENUE)								
171 49810	CITY GENERAL FUND TRANSFER	0	0	0	24,808	24,808	0	-24,808	0%
171 49---	OTHER SOURCES (NON-REVENUE)	0	0	0	24,808	24,808	0	-24,808	0%
171 -----	GENERAL CAPITAL PROJECTS FUND	63,278	316,242	194,214	356,098	161,885	7,888,595	7,532,497	5%
		=====	=====	=====	=====	=====	=====	=====	=====

Fnd Acct	Description	2023-24 September	2024-25 September	2023-24 YTD	2024-25 YTD	YTD INCREASE (DECREASE)	2024-25 BUDGET	REMAINING BUDGET	2024-25 % USED
177	EDUCATION CAPITAL PROJECTS								
40000	TOTAL LOCAL TAXES								
177 40110	CURRENT PROPERTY TAX	347,601	132,666	348,355	132,792	-215,562	2,734,750	2,601,958	5%
177 40120	TRUSTEE COLLECTIONS - PRIOR YR	9,999	9,212	31,228	29,439	-1,789	48,300	18,861	61%
177 40125	TRUSTEE COLLECTIONS-BANKRUPTCY	0	0	37	0	-37	500	500	0%
177 40130	COURT COLLECTIONS-PRIOR YEARS	5,114	1,661	11,613	4,209	-7,404	23,500	19,291	18%
177 40140	INTEREST AND PENALTY	2,585	1,622	6,019	3,889	-2,131	15,000	11,111	26%
177 40161	PAYMENT IN-LIEU-OF TAX - TVA	0	0	0	0	0	200	200	0%
177 40162	PAYMENT IN-LIEU-OF TAX - UTIL	0	0	0	0	0	49,600	49,600	0%
177 40163	PAYMENT IN-LIEU-OF TAX - OTHER	0	0	0	0	0	600	600	0%
177 40270	BUSINESS TAX	4,925	1,930	18,976	5,212	-13,764	96,000	90,788	5%
177 40320	BANK EXCISE TAX	0	0	0	0	0	18,600	18,600	0%
177 40---	TOTAL LOCAL TAXES	370,224	147,091	416,228	175,541	-240,687	2,987,050	2,811,509	6%
41000	TOTAL LICENSES AND PERMITS								
177 41110	MARRIAGE LICENSE	74	58	204	137	-67	400	263	34%
177 41---	TOTAL LICENSES AND PERMITS	74	58	204	137	-67	400	263	34%
177 -----	EDUCATION CAPITAL PROJECTS	370,298	147,149	416,432	175,678	-240,754	2,987,450	2,811,772	6%
		=====	=====	=====	=====	=====	=====	=====	=====

Fnd Acct	Description	2023-24 September	2024-25 September	2023-24 YTD	2024-25 YTD	YTD INCREASE (DECREASE)	2024-25 BUDGET	REMAINING BUDGET	2024-25 % USED
263	EMPLOYEE SELF-INSURANCE FUND								
43000	CHARGES FOR CURRENT SERVICES								
263 43101	SELF-INSURANCE PREMIUMS/CONTRI	563,906	658,721	1,698,359	1,957,787	259,429	8,054,395	6,096,608	24%
263 43---	CHARGES FOR CURRENT SERVICES	563,906	658,721	1,698,359	1,957,787	259,429	8,054,395	6,096,608	24%
44000	TOTAL OTHER LOCAL REVENUE								
263 44110	INVESTMENT INCOME	0	0	17,547	0	-17,547	0	0	0%
263 44160	RETIREE INSURANCE PAYMENTS	7,748	5,390	28,294	14,536	-13,758	70,000	55,464	21%
263 44---	TOTAL OTHER LOCAL REVENUE	7,748	5,390	45,841	14,536	-31,305	70,000	55,464	21%
263 -----	EMPLOYEE SELF-INSURANCE FUND	571,654	664,111	1,744,200	1,972,323	228,124	8,124,395	6,152,072	24%
		=====	=====	=====	=====	=====	=====	=====	=====

Number of Accounts: 228

***** End of report *****

Obj	Account Level Description	September 2023-24	September 2024-25	2023-24 Spent	2024-25 Spent	Encumbered Amount	2024-25 BUDGET	REMAINING BUDGET	% OF BUDGET
101	GENERAL FUND								
51100	COUNTY COMMISSION								
000	-								
191	BOARD MEMBER FEES	5,625	5,250	16,875	15,750	0	67,500	51,750	23%
199	OTHER PER DIEM AND FEES	100	100	300	300	0	1,200	900	25%
201	SOCIAL SECURITY	355	332	1,065	995	0	4,200	3,205	24%
204	PENSIONS	508	528	1,525	1,585	0	6,400	4,815	25%
212	EMPLOYER MEDICARE	83	78	249	233	0	990	757	24%
312	CONTRACTS - PRIVATE AGENCI	0	4,539	954	9,816	46,861	90,492	33,814	63%
320	DUES AND MEMBERSHIPS	0	0	6,617	6,617	0	10,817	4,200	61%
330	LEASE/SBITA PAYMENTS	0	0	0	360	0	360	0	100%
334	MAINTENANCE AGREEMENTS	0	0	0	0	0	14,440	14,440	0%
351	RENTALS	0	0	0	0	0	300	300	0%
355	TRAVEL	0	0	0	0	0	8,000	8,000	0%
356	REGISTRATION FEES	0	0	0	0	0	3,950	3,950	0%
422	FOOD SUPPLIES	0	0	0	0	0	1,000	1,000	0%
435	OFFICE SUPPLIES	0	0	0	36	0	500	464	7%
513	WORKERS' COMPENSATION INSU	0	-51	0	1,540	0	1,600	60	96%
599	OTHER CHARGES	0	0	0	0	0	2,000	2,000	0%
799	OTHER CAPITAL OUTLAY	0	0	0	0	0	40,108	40,108	0%
---		6,671	10,776	27,585	37,232	46,861	253,857	169,763	33%
---		6,671	10,776	27,585	37,232	46,861	253,857	169,763	33%
=====									
51210	BOARD OF EQUALIZATION								
000	-								
191	BOARD & COMMITTEE MEMBERS	0	140	2,235	9,650	0	10,000	350	97%
513	WORKERS' COMPENSATION INSU	0	18	0	250	0	240	-10	104%
---		0	158	2,235	9,900	0	10,240	340	97%
---		0	158	2,235	9,900	0	10,240	340	97%
=====									
51300	COUNTY MAYOR								
000	-								
101	COUNTY OFFICIAL	13,203	13,863	39,609	41,589	0	166,357	124,768	25%
103	ASSISTANT(S)	7,648	5,399	17,666	18,745	0	70,187	51,442	27%
201	SOCIAL SECURITY	1,278	1,178	3,543	3,730	0	14,680	10,950	25%
204	PENSIONS	2,508	2,408	6,890	7,542	0	29,580	22,038	25%
205	EMPLOYEE AND DEPENDENT INS	1,976	2,134	5,929	6,403	0	26,700	20,297	24%
212	EMPLOYER MEDICARE	299	276	829	872	0	3,440	2,568	25%
299	OTHER FRINGE BENEFITS	0	0	585	600	0	6,600	6,000	9%
307	COMMUNICATION (CO MAYOR)	46	46	92	92	0	1,500	1,408	6%
312	CONTRACTS - PRIVATE AGENCI	0	0	0	0	0	250	250	0%
320	DUES AND MEMBERSHIPS	0	0	2,200	2,420	0	6,600	4,180	37%
334	MAINTENANCE AGREEMENTS	208	161	584	603	1,421	3,500	1,476	58%
348	POSTAL CHARGES (CO MAYOR)	6	43	6	43	0	100	57	43%
351	RENTALS	0	0	1,124	264	2,900	3,400	236	93%
355	TRAVEL (CO MAYOR)	319	367	358	1,050	0	4,000	2,950	26%
356	REGISTRATION FEES	0	0	200	600	0	1,000	400	60%
414	DUPLICATING SUPPLIES	0	71	117	71	0	300	229	24%
435	OFFICE SUPPLIES (CO MAYOR)	0	0	0	0	35	300	265	12%
437	PERIODICALS	0	0	0	0	0	300	300	0%

Obj	Account Level Description	September 2023-24	September 2024-25	2023-24 Spent	2024-25 Spent	Encumbered Amount	2024-25 BUDGET	REMAINING BUDGET	% OF BUDGET
101	GENERAL FUND								
51300	COUNTY MAYOR								
000	-								
506	INSURANCE-LIABILITY	0	0	0	711	0	0	-711	0%
513	WORKERS' COMPENSATION INSU	0	-126	0	3,614	0	3,740	126	97%
599	OTHER CHARGES	0	0	0	0	0	2,000	2,000	0%
---		27,491	25,820	79,732	88,949	4,356	344,534	251,229	27%
---		27,491	25,820	79,732	88,949	4,356	344,534	251,229	27%
=====									
51400	COUNTY ATTORNEY								
000	-								
105	SUPERVISOR/DIRECTOR	20,242	13,795	46,910	48,131	0	179,330	131,199	27%
133	PARAPROFESSIONALS	5,411	4,254	12,476	14,739	0	55,298	40,559	27%
201	SOCIAL SECURITY	1,558	1,081	3,584	3,783	0	14,570	10,787	26%
204	PENSIONS	3,086	2,256	7,144	7,859	0	29,340	21,481	27%
205	EMPLOYEE AND DEPENDENT INS	1,309	1,414	3,927	4,241	0	17,700	13,459	24%
212	EMPLOYER MEDICARE	364	253	838	885	0	3,410	2,525	26%
307	COMMUNICATION	0	34	0	68	0	0	-68	0%
320	DUES AND MEMBERSHIPS	0	0	0	200	0	1,250	1,050	16%
330	LEASE/SBITA PAYMENTS	0	511	0	1,894	4,616	6,510	0	100%
331	LEGAL SERVICES	11,568	0	23,373	0	0	50,000	50,000	0%
332	LEGAL NOTICES	0	78	0	78	0	500	422	16%
333	LICENSES	0	0	0	25	0	0	-25	0%
334	MAINTENANCE AGREEMENTS	0	343	126	730	1,114	5,390	3,546	34%
348	POSTAL CHARGES	31	46	31	46	0	200	154	23%
351	RENTALS	0	70	70	188	905	1,300	208	84%
355	TRAVEL	0	0	0	0	0	1,750	1,750	0%
356	REGISTRATION FEES	0	0	0	0	0	2,225	2,225	0%
411	DATA PROCESSING SUPPLIES	0	0	0	0	0	200	200	0%
435	OFFICE SUPPLIES	0	255	140	375	0	3,000	2,625	13%
437	PERIODICALS	1,055	228	2,383	228	1,043	1,350	79	94%
499	OTHER SUPPLIES AND MATERIA	0	0	105	0	0	400	400	0%
506	INSURANCE-LIABILITY	0	0	0	356	0	0	-356	0%
508	SURETY BONDS	0	0	0	50	0	0	-50	0%
513	WORKERS' COMPENSATION INSU	0	-164	239	76	0	240	164	32%
599	OTHER CHARGES	0	0	0	0	0	500	500	0%
---		44,624	24,454	101,346	83,952	7,678	374,463	282,834	24%
050	ENVIRONMENTAL COURT CLEAN-UP								
332	ENVIRON COURT RECORDING FE	42	0	42	0	0	0	0	0%
---		42	0	42	0	0	0	0	0%
---		44,666	24,454	101,388	83,952	7,678	374,463	282,834	24%
=====									
51500	ELECTION COMMISSION								
000	-								
101	COUNTY OFFICIAL	8,502	8,928	25,507	26,783	0	107,131	80,348	25%
106	DEPUTIES	20,073	18,644	48,475	64,502	0	234,500	169,998	28%
169	PART-TIME PERSONNEL	866	1,744	1,504	64,868	0	144,950	80,083	45%

Obj	Account Level Description	September 2023-24	September 2024-25	2023-24 Spent	2024-25 Spent	Encumbered Amount	2024-25 BUDGET	REMAINING BUDGET	% OF BUDGET
101	GENERAL FUND								
51500	ELECTION COMMISSION								
000	-								
192	ELECTION COMMISSION	0	0	0	0	0	22,200	22,200	0%
193	ELECTION WORKERS	0	0	0	21,670	0	80,000	58,330	27%
201	SOCIAL SECURITY	1,764	1,715	4,450	9,374	0	29,360	19,986	32%
204	PENSIONS	3,085	3,446	7,823	11,411	0	42,720	31,309	27%
205	EMPLOYEE AND DEPENDENT INS	4,857	4,744	19,894	14,231	0	59,300	45,069	24%
212	EMPLOYER MEDICARE	413	401	1,041	2,192	0	6,880	4,688	32%
312	CONTRACTS - PRIVATE AGENCI	22	603	170	948	5,127	6,500	425	93%
317	DATA PROCESSING SERVICES	0	4,669	0	4,669	2,931	12,000	4,400	63%
320	DUES AND MEMBERSHIPS	0	0	0	0	0	1,475	1,475	0%
330	LEASE/SBITA PAYMENTS	0	0	0	2,750	3,600	6,350	0	100%
332	LEGAL NOTICES	0	0	0	1,354	2,846	5,700	1,500	74%
334	MAINTENANCE AGREEMENTS	706	7,900	35,076	31,034	7,300	55,250	16,916	69%
348	POSTAL CHARGES (ELECTION C	4,000	0	14,000	3,000	0	20,000	17,000	15%
349	PRINTING	0	1,530	105	2,410	5,997	11,000	2,593	76%
350	INTERNET CONNECTIVITY	1,529	728	1,994	3,335	0	8,500	5,165	39%
351	RENTALS (ELECTION COMM)	0	29	708	1,513	5,727	7,536	296	96%
351	RENTALS/DISCOUNTS TAKEN	0	-1	0	-1	0	0	1	0%
355	TRAVEL (ELECTION COMM)	70	171	1,465	1,472	0	16,000	14,528	9%
356	REGISTRATION FEES	0	0	0	0	0	500	500	0%
410	CUSTODIAL SUPPLIES	28	0	28	0	0	1,500	1,500	0%
411	DATA PROCESSING SUPPLIES	0	0	300	0	1,000	19,000	18,000	5%
414	DUPLICATING SUPPLIES	0	0	0	0	0	1,200	1,200	0%
415	ELECTRICITY	437	529	841	1,123	0	5,000	3,877	22%
422	FOOD SUPPLIES	0	0	132	400	0	700	300	57%
434	NATURAL GAS	48	56	143	169	0	2,300	2,131	7%
435	OFFICE SUPPLIES (ELECTION	215	549	2,152	2,526	795	14,000	10,679	24%
454	WATER AND SEWER	105	65	172	128	0	800	672	16%
502	INSURANCE-BLDG AND CONTENT	0	0	4,171	3,080	0	3,100	20	99%
506	LIABILITY INSURANCE	0	0	12,605	13,398	0	14,000	602	96%
513	WORKERS' COMPENSATION INSU	0	-421	0	2,369	0	2,800	431	85%
709	DATA PROCESSING EQUIPMENT	0	0	2,830	0	0	10,500	10,500	0%
711	FURNITURE AND FIXTURES	0	0	0	0	0	500	500	0%
719	OFFICE EQUIPMENT	0	0	307	0	0	2,000	2,000	0%
---		46,720	56,029	185,893	290,708	35,323	955,252	629,222	34%
---		46,720	56,029	185,893	290,708	35,323	955,252	629,222	34%

51600	REGISTER OF DEEDS								
000	-								
101	COUNTY OFFICIAL	9,447	9,920	28,341	29,759	0	119,034	89,276	25%
106	DEPUTIES	34,409	24,259	79,388	82,344	0	321,614	239,270	26%
169	PART-TIME PERSONNEL	1,662	1,345	4,254	4,708	0	18,408	13,700	26%
201	SOCIAL SECURITY	2,696	2,091	6,565	6,905	0	28,450	21,545	24%
204	PENSIONS	5,276	3,913	12,960	13,015	0	55,100	42,085	24%
205	EMPLOYEE AND DEPENDENT INS	8,608	7,883	25,823	23,648	0	116,100	92,452	20%
212	EMPLOYER MEDICARE	631	489	1,535	1,615	0	6,670	5,055	24%
307	COMMUNICATION (REG.OF DEED	19	19	38	38	0	240	202	16%
312	CONTRACTS - PRIVATE AGENCI	48	33	130	108	492	600	0	100%
320	DUES AND MEMBERSHIPS	0	0	1,135	1,192	0	1,500	308	79%
334	MAINTENANCE AGREEMENTS	-1,431	0	18,260	17,490	668	22,000	3,842	83%
334	MAINTENANCE AGREEMENT/DISC	0	0	0	-868	0	0	868	0%

Obj	Account Level Description	September 2023-24	September 2024-25	2023-24 Spent	2024-25 Spent	Encumbered Amount	2024-25 BUDGET	REMAINING BUDGET	% OF BUDGET
101	GENERAL FUND								
51600	REGISTER OF DEEDS								
000	-								
348	POSTAL CHARGES (REGISTER)	33	33	99	99	1,861	1,960	0	100%
351	RENTALS (REGISTER)	-123	123	246	246	1,854	3,000	900	70%
355	TRAVEL (REGISTER)	41	44	41	44	0	2,500	2,456	2%
356	REGISTRATION FEES	0	510	0	510	0	2,000	1,490	26%
411	DATA PROCESSING SUPPLIES	0	0	0	1,463	0	3,500	2,037	42%
414	DUPLICATING SUPPLIES	755	0	755	0	0	900	900	0%
435	OFFICE SUPPLIES (REGISTER)	19	254	237	1,552	0	5,142	3,590	30%
437	PERIODICALS (REGISTER)	0	0	0	0	0	200	200	0%
499	OTHER SUPPLIES AND MATERIA	0	0	0	0	0	500	500	0%
506	INSURANCE-LIABILITY	0	0	0	1,381	0	0	-1,381	0%
513	WORKERS' COMPENSATION INSU	0	-246	0	2,720	0	3,000	280	91%
599	OTHER CHARGES (REGISTER)	0	0	0	0	0	500	500	0%
709	DATA PROCESSING EQUIPMENT	0	0	0	0	0	2,000	2,000	0%
799	OTHER CAPITAL OUTLAY	0	0	0	0	4,358	4,358	0	100%
---		62,090	50,670	179,807	187,969	9,233	719,276	522,075	27%
---		62,090	50,670	179,807	187,969	9,233	719,276	522,075	27%
=====									
51720	PLANNING								
000	-								
103	ASSISTANT(S)	11,972	8,582	27,635	29,735	0	111,560	81,825	27%
105	SUPERVISOR/DIRECTOR	8,809	7,245	20,404	25,208	0	94,185	68,978	27%
191	BOARD AND COMMITTEE MEMBER	300	120	900	660	0	4,000	3,340	17%
201	SOCIAL SECURITY	1,273	953	2,947	3,359	0	13,030	9,671	26%
204	PENSIONS	2,500	1,978	5,779	6,868	0	25,730	18,862	27%
205	EMPLOYEE AND DEPENDENT INS	1,774	1,916	5,322	5,748	0	24,000	18,252	24%
212	EMPLOYER MEDICARE	298	223	689	786	0	3,060	2,274	26%
299	OTHER FRINGE BENEFITS	0	0	252	276	0	600	324	46%
320	DUES AND MEMBERSHIPS	0	0	0	285	0	837	552	34%
332	LEGAL NOTICES RECORDING	66	160	118	227	1,273	1,500	0	100%
334	MAINTENANCE AGREEMENTS	0	0	0	0	0	12,200	12,200	0%
355	TRAVEL	0	235	0	651	0	2,627	1,976	25%
356	REGISTRATION FEES	0	0	0	175	0	500	325	35%
411	DATA PROCESSING SUPPLIES	0	0	0	0	0	1,000	1,000	0%
506	INSURANCE-LIABILITY	0	0	0	546	0	0	-546	0%
511	INSURANCE-VEHICLE/EQUIP	0	0	441	402	0	450	48	89%
513	WORKERS' COMPENSATION INSU	0	707	0	1,005	0	300	-705	335%
---		26,992	22,119	64,487	75,931	1,273	295,579	218,376	26%
---		26,992	22,119	64,487	75,931	1,273	295,579	218,376	26%
=====									
51750	CODES COMPLIANCE								
000	-								
103	ASSISTANT(S)	5,038	4,050	11,605	13,829	0	52,651	38,822	26%
105	SUPERVISOR/DIRECTOR	8,271	6,450	19,149	22,107	0	83,850	61,743	26%
189	OTHER SALARIES & WAGES	6,242	9,828	14,414	33,872	0	127,800	93,929	27%
201	SOCIAL SECURITY	1,159	1,194	2,641	4,143	0	16,180	12,037	26%
204	PENSIONS	2,352	2,541	5,434	8,726	0	32,560	23,834	27%
205	EMPLOYEE AND DEPENDENT INS	4,392	6,158	13,177	17,059	0	59,300	42,241	29%

Obj	Account Level Description	September 2023-24	September 2024-25	2023-24 Spent	2024-25 Spent	Encumbered Amount	2024-25 BUDGET	REMAINING BUDGET	% OF BUDGET
101	GENERAL FUND								
51750	CODES COMPLIANCE								
000	-								
212	EMPLOYER MEDICARE	271	279	618	969	0	3,800	2,831	25%
307	COMMUNICATION	255	299	513	599	0	6,700	6,101	9%
312	CONTRACTS - PRIVATE AGENCI	15	30	75	60	240	525	225	57%
320	DUES AND MEMBERSHIPS	0	0	525	525	0	1,300	775	40%
330	LEASE/SBITA PAYMENTS	0	7,200	0	7,200	0	7,200	0	100%
332	LEGAL NOTICES	0	0	0	0	0	400	400	0%
333	LICENSES	0	51	25	56	0	45	-11	124%
334	MAINTENANCE AGREEMENTS	7,394	-38	7,825	561	1,459	3,020	1,000	67%
338	MAINTENANCE & REPAIR - VEH	0	0	0	125	250	14,829	14,454	3%
348	POSTAL CHARGES	283	209	283	209	0	650	441	32%
350	INTERNET CONNECTIVITY	68	102	136	204	0	0	-204	0%
351	RENTALS	281	0	843	562	2,838	7,000	3,600	49%
355	TRAVEL	541	659	791	659	0	1,500	841	44%
356	REGISTRATION FEES	0	0	200	200	0	2,000	1,800	10%
411	DATA PROCESSING SUPPLIES	0	0	326	656	892	1,641	93	94%
414	DUPLICATING SUPPLIES (CODE	0	0	0	0	0	600	600	0%
422	FOOD SUPPLIES	0	0	0	0	0	100	100	0%
425	GASOLINE	568	644	1,135	1,479	3,291	8,000	3,230	60%
435	OFFICE SUPPLIES	456	843	1,420	1,277	318	5,950	4,355	27%
437	PERIODICALS	0	0	68	15	0	500	485	3%
451	UNIFORMS	0	0	0	78	0	1,500	1,422	5%
453	VEHICLE PARTS	0	0	0	639	0	1,652	1,013	39%
471	SOFTWARE	0	0	0	0	0	3,300	3,300	0%
506	INSURANCE-LIABILITY	0	0	0	750	0	0	-750	0%
508	SURETY BONDS	0	0	50	0	0	0	0	0%
511	VEHICLE AND EQUIPMENT INSU	0	0	1,391	1,529	0	1,300	-229	118%
513	WORKERS' COMPENSATION INSU	0	1,214	0	1,400	0	200	-1,200	700%
709	DATA PROCESSING EQUIPMENT	0	0	0	0	0	5,000	5,000	0%
---		37,586	41,713	82,644	119,488	9,288	451,053	322,278	29%
050	ENVIRONMENTAL COURT CLEAN-UP								
189	OTHER WAGES - ENV COURT	5,758	3,300	13,056	11,400	0	42,900	31,500	27%
201	SOCIAL SECURITY - ENV CLEA	346	200	778	694	0	2,670	1,976	26%
204	PENSIONS - ENV CLEANUP	609	413	1,487	1,031	0	5,370	4,339	19%
205	HEALTH INSURANCE/ENV CLEAN	1,309	721	3,927	2,162	0	9,000	6,838	24%
212	MEDICARE - ENV CLEANUP	81	47	182	162	0	630	468	26%
299	OTH FRINGE BENEFITS/ENV CO	0	0	0	33	0	0	-33	0%
307	COMMUNICATION - ENV CLEANU	42	42	84	84	0	800	716	10%
348	POSTAL CHARGES - ENV CLEAN	215	34	215	34	0	1,000	966	3%
349	PRINTING, STATIONERY AND F	0	0	0	0	0	100	100	0%
350	INT CONNECTIVITY/ENV CT CL	34	34	68	68	0	0	-68	0%
425	GASOLINE - ENV CLEANUP	143	38	230	132	1,468	1,800	200	89%
435	OFFICE SUPPLIES - ENV CLEA	45	0	45	87	222	500	191	62%
451	UNIFORMS - ENV CLEANUP	0	0	0	0	0	300	300	0%
453	VEHICLE PARTS - ENV CLEANU	0	0	0	0	0	400	400	0%
506	INSURANCE-LIABILITY/ENV CR	0	0	0	191	0	0	-191	0%
511	VEHICLE INS - ENV CLEANUP	0	0	497	698	0	500	-198	140%
513	WORKERS' COMPENSATION INSU	0	86	0	124	0	100	-24	124%
536	HAZARDOUS WASTE CLEANUP	912	0	4,162	0	0	25,000	25,000	0%
709	DATA PROCESS EQPT - ENV CL	0	0	0	0	0	350	350	0%

Obj	Account Level Description	September 2023-24	September 2024-25	2023-24 Spent	2024-25 Spent	Encumbered Amount	2024-25 BUDGET	REMAINING BUDGET	% OF BUDGET
101	GENERAL FUND								
51750	CODES COMPLIANCE								
050	ENVIRONMENTAL COURT CLEAN-UP								
---		9,494	4,915	24,731	16,900	1,690	91,420	72,830	20%
---		47,080	46,628	107,375	136,388	10,978	542,473	395,108	27%
		=====	=====	=====	=====	=====	=====	=====	=====
51800	COUNTY BUILDINGS								
000	-								
330	LEASE PMTS/CITI BLDG GRAY	0	1,971	0	10,414	33,857	0	-44,271	0%
334	MAINTENANCE AGREEMENTS	2,829	2,342	16,596	18,975	27,608	63,650	17,067	73%
334	MAINTENANCE AGREEMENTS/CIT	0	1,215	0	1,215	13,660	0	-14,875	0%
335	MAINTENANCE & REPAIR - BLD	2,772	549	5,166	1,214	10,409	30,500	18,878	38%
336	MAINTENANCE AND REPAIR EQU	0	0	4,250	0	7,500	15,000	7,500	50%
347	PEST CONTROL	0	0	2,115	2,300	0	3,300	1,000	70%
347	DISCOUNTS TAKEN	0	0	0	-185	0	0	185	0%
351	RENTALS	366	495	970	1,774	4,410	8,200	2,016	75%
351	DISCOUNTS TAKEN	-4	-2	-16	-22	0	0	22	0%
351	DISCOUNTS TAKEN/CITI BLDG	0	-6	0	-6	0	0	6	0%
361	PERMITS	55	55	110	110	0	300	190	37%
399	OTHER CONTRACTED SRVCS - C	0	2,165	0	2,165	0	0	-2,165	0%
410	CUSTODIAL SUPPLIES	1,774	3,779	3,370	7,961	1,184	29,000	19,855	32%
415	ELECTRICITY	18,563	9,285	37,135	36,843	0	205,000	168,157	18%
415	ELECTRICITY/CITI BLDG GRAY	0	17,718	0	17,718	0	0	-17,718	0%
418	EQUIPMENT AND MACHINERY PA	0	0	112	0	0	2,000	2,000	0%
425	GASOLINE	0	332	0	680	1,720	3,600	1,200	67%
426	GENERAL CONSTRUCTION MATER	0	0	0	0	0	2,500	2,500	0%
434	NATURAL GAS	1,434	1,944	2,492	3,702	0	40,000	36,298	9%
454	WATER AND SEWER	821	932	1,318	2,085	0	13,000	10,915	16%
499	OTHER SUPPLIES AND MATERIA	0	1,824	17	1,824	0	2,500	676	73%
502	BUILDING AND CONTENTS INSU	0	0	95,277	145,883	0	170,514	24,631	86%
511	INSURANCE-VEHICLE/EQUIP	0	0	0	174	0	0	-174	0%
599	OTHER CHARGES	0	0	0	0	0	268,000	268,000	0%
---		28,610	44,598	168,912	254,824	100,348	857,064	501,893	41%
---		28,610	44,598	168,912	254,824	100,348	857,064	501,893	41%
		=====	=====	=====	=====	=====	=====	=====	=====
51900	OTHER GENERAL ADMINISTRATION								
000	-								
166	CUSTODIAL PERSONNEL	3,948	2,952	9,052	10,172	0	212,990	202,818	5%
167	MAINTENANCE PERSONNEL	21,792	16,493	43,584	54,366	0	115,980	61,614	47%
189	OTHER SALARIES & WAGES	17,643	11,542	40,555	40,087	0	73,900	33,813	54%
201	SOCIAL SECURITY	2,568	1,803	5,463	6,147	0	24,980	18,833	25%
202	HANDLING CHARGES & ADMINIS	5,231	0	7,401	0	0	14,000	14,000	0%
204	PENSIONS	5,219	3,873	11,211	13,078	0	50,360	37,282	26%
205	EMPLOYEE AND DEPENDENT INS	8,320	8,794	22,081	25,680	0	118,500	92,820	22%
206	LIFE INSURANCE	2,192	2,464	4,386	7,357	0	25,500	18,143	29%
212	EMPLOYER MEDICARE	601	422	1,278	1,438	0	5,850	4,412	25%
299	OTHER FRINGE BENEFITS	0	0	0	99	0	0	-99	0%
305	AUDIT SERVICES	0	0	0	0	6,500	73,880	67,380	9%
307	COMMUNICATION	2,556	557	5,057	5,635	0	31,200	25,565	18%
308	CONSULTANTS	0	0	3,000	0	0	20,000	20,000	0%
312	CONTRACTS - PRIVATE AGENCI	195	260	542	600	2,610	90,300	87,089	4%

Obj	Account Level Description	September 2023-24	September 2024-25	2023-24 Spent	2024-25 Spent	Encumbered Amount	2024-25 BUDGET	REMAINING BUDGET	% OF BUDGET
101	GENERAL FUND								
51900	OTHER GENERAL ADMINISTRATION								
000	-								
320	DUES AND MEMBERSHIPS	0	0	840	840	0	1,000	160	84%
330	LEASE/SBITA PAYMENTS	0	0	0	406	23,462	0	-23,868	0%
332	LEGAL NOTICES	220	95	552	1,954	1,058	3,000	-12	100%
334	MAINTENANCE AGREEMENTS	0	0	80,768	49,200	0	205,035	155,835	24%
348	POSTAL CHARGES	377	201	377	201	0	1,500	1,299	13%
349	PRINTING	0	0	0	0	0	200	200	0%
350	INTERNET CONNECTIVITY	1,903	3,517	7,866	6,185	0	29,220	23,035	21%
351	RENTALS (GENERAL)	90	0	360	0	478	1,080	602	44%
355	TRAVEL (GENERAL)	485	0	977	0	0	3,400	3,400	0%
356	REGISTRATION FEES	0	0	400	0	0	500	500	0%
422	FOOD SUPPLIES	0	0	0	0	0	1,200	1,200	0%
435	OFFICE SUPPLIES	0	17	102	52	0	1,000	948	5%
451	UNIFORMS	0	0	0	0	1,080	1,500	420	72%
499	OTHER SUPP & MATERI (GENER	272	0	272	327	0	500	173	65%
506	LIABILITY INSURANCE	0	0	24,835	1,284	0	36,000	34,716	4%
510	TRUSTEE'S COMMISSION	39,472	43,579	59,377	66,215	0	600,000	533,785	11%
511	VEHICLE AND EQUIPMENT INSU	0	0	2,641	2,755	0	3,200	445	86%
513	WORKERS' COMPENSATION INSU	0	1,477	35,292	7,649	0	6,200	-1,449	123%
530	FINES, ASSESSMENTS, PENALT	30	0	30	0	0	0	0	0%
540	TAX RELIEF PROGRAM	990	-1,306	1,135	-1,306	0	693,750	695,056	0%
599	OTHER CHARGES	0	0	2,684	0	0	28,500	28,500	0%
---		114,104	96,740	372,118	300,421	35,188	2,474,225	2,138,615	14%
---		114,104	96,740	372,118	300,421	35,188	2,474,225	2,138,615	14%
=====									
51910	PRESERVATION OF RECORDS								
000	-								
103	ASSISTANT(S)	7,864	5,843	18,049	20,149	0	75,953	55,804	27%
105	SUPERVISOR'DIRECTOR	8,744	6,129	20,252	21,302	0	79,677	58,376	27%
201	SOCIAL SECURITY	1,008	714	2,309	2,486	0	10,170	7,684	24%
204	PENSIONS	1,998	1,496	4,608	5,181	0	19,740	14,559	26%
205	EMPLOYEE AND DEPENDENT INS	1,976	2,855	5,929	8,565	0	35,700	27,135	24%
212	EMPLOYER MEDICARE	236	167	540	582	0	2,390	1,809	24%
304	ARCHITECTS	0	0	0	0	0	100	100	0%
328	JANITORIAL SERVICES	419	0	1,257	0	0	0	0	0%
334	MAINTENANCE AGREEMENTS	0	113	169	282	745	1,030	3	100%
335	MAINTENANCE AND REPAIR BLD	0	0	0	169	11,051	11,851	632	95%
337	MAINTENANCE AND REPAIR OFF	0	0	0	0	0	100	100	0%
347	PEST CONTROL	0	0	0	0	361	370	9	98%
348	POSTAL CHARGES	73	3	73	3	0	200	197	2%
355	TRAVEL	0	0	0	0	0	1,200	1,200	0%
356	TUITION/REGISTRATION FEES	0	0	0	0	0	90	90	0%
410	CUSTODIAL SUPPLIES	0	85	0	85	20	200	95	52%
415	ELECTRICITY	742	794	1,376	1,530	0	14,000	12,470	11%
435	OFFICE SUPPLIES	256	0	477	6,767	3,225	22,299	12,307	45%
454	WATER AND SEWER	67	67	119	139	0	800	661	17%
502	BUILDING AND CONTENTS INSU	0	0	2,515	2,969	0	3,000	31	99%
506	INSURANCE-LIABILITY	0	0	0	534	0	0	-534	0%
513	WORKERS' COMPENSATION INSU	0	-78	0	77	0	200	123	38%
590	TRANSFERS TO OTHER FUNDS	0	0	0	0	0	3,225	3,225	0%

Obj	Account Level Description	September 2023-24	September 2024-25	2023-24 Spent	2024-25 Spent	Encumbered Amount	2024-25 BUDGET	REMAINING BUDGET	% OF BUDGET
101	GENERAL FUND								
51910	PRESERVATION OF RECORDS								
000	--								
---		23,383	18,188	57,673	70,820	15,402	282,295	196,076	31%
---		23,383	18,188	57,673	70,820	15,402	282,295	196,076	31%
		=====	=====	=====	=====	=====	=====	=====	=====
52100	ACCOUNTS AND BUDGETS								
000	--								
105	DIRECTOR	13,081	9,020	30,136	31,422	0	117,266	85,844	27%
119	ACCOUNTANTS	32,251	22,137	74,803	87,987	0	326,489	238,502	27%
169	PART-TIME PERSONNEL	0	0	0	0	0	1,500	1,500	0%
187	OVERTIME PAY	0	0	0	0	0	17,500	17,500	0%
201	SOCIAL SECURITY	2,712	1,827	6,212	7,090	0	28,700	21,610	25%
204	PENSIONS	5,298	3,895	12,224	13,519	0	57,660	44,141	23%
205	EMPLOYEE AND DEPENDENT INS	8,143	8,794	24,428	26,382	0	109,800	83,418	24%
212	EMPLOYER MEDICARE	634	427	1,453	1,658	0	6,710	5,052	25%
299	OTHER FRINGE BENEFITS	0	0	0	0	0	500	500	0%
301	ACCOUNTING SERVICES	0	0	0	0	0	5,000	5,000	0%
307	COMMUNICATION (ACCT.& BUDG	103	0	207	0	0	600	600	0%
317	DATA PROCESSING SERVICES	0	0	23,844	24,278	0	31,000	6,722	78%
320	DUES AND MEMBERSHIPS	0	0	340	350	0	660	310	53%
330	LEASE/SBITA PAYMENTS	0	0	0	1,080	0	1,080	0	100%
334	MAINTENANCE AGREEMENTS	-120	225	126	859	2,824	3,790	107	97%
348	POSTAL CHARGES (ACCTG & BU	-987	1,051	-987	1,051	0	3,000	1,949	35%
350	INTERNET CONNECTIVITY	0	0	-7	0	0	0	0	0%
351	RENTALS	0	70	70	188	657	900	55	94%
355	TRAVEL	30	194	30	194	0	2,085	1,891	9%
356	REGISTRATION FEES	0	110	0	330	0	5,650	5,320	6%
411	DATA PROCESSING SUPPLIES	0	0	581	0	0	4,400	4,400	0%
414	DUPLICATING SUPPLIES (ACCO	233	0	233	0	0	500	500	0%
435	OFFICE SUPPLIES (ACCTG & B	84	0	263	21	0	1,500	1,479	1%
506	INSURANCE-LIABILITY	0	0	0	1,246	0	0	-1,246	0%
513	WORKERS' COMPENSATION INSU	0	-286	0	170	0	500	330	34%
599	OTHER CHARGES	0	0	0	0	0	2,000	2,000	0%
709	DATA PROCESSING EQUIPMENT	0	0	280	836	0	5,000	4,164	17%
719	OFFICE EQUIPMENT	0	0	0	0	626	3,320	2,694	19%
---		61,462	47,464	174,236	198,661	4,107	737,110	534,342	28%
---		61,462	47,464	174,236	198,661	4,107	737,110	534,342	28%
		=====	=====	=====	=====	=====	=====	=====	=====
52200	PURCHASING								
000	--								
105	DIRECTOR	8,899	6,233	20,613	21,664	0	81,100	59,436	27%
122	PURCHASING PERSONNEL	8,775	6,825	19,275	23,588	0	93,900	70,313	25%
201	SOCIAL SECURITY	1,070	778	2,370	2,710	0	10,900	8,190	25%
204	PENSIONS	1,639	1,632	4,311	5,656	0	21,890	16,234	26%
205	EMPLOYEE AND DEPENDENT INS	2,441	2,637	9,985	7,910	0	33,000	25,090	24%
212	EMPLOYER MEDICARE	250	182	554	634	0	2,560	1,926	25%
307	COMMUNICATION (PURCHASING)	42	42	84	84	0	1,400	1,316	6%
330	LEASE/SBITA PAYMENTS	0	0	0	180	0	180	0	100%
332	LGL.NOTICES	92	386	92	386	2,614	3,500	500	86%
334	MAINTENANCE AGREEMENTS	0	0	0	0	434	1,240	806	35%

Obj	Account Level Description	September 2023-24	September 2024-25	2023-24 Spent	2024-25 Spent	Encumbered Amount	2024-25 BUDGET	REMAINING BUDGET	% OF BUDGET
101	GENERAL FUND								
52200	PURCHASING								
000	-								
348	POSTAL CHARGES (PURCHASING	9	0	9	0	0	400	400	0%
350	INTERNET CONNECTIVITY	40	34	80	68	0	200	132	34%
355	TRAVEL	0	0	0	0	0	300	300	0%
414	DUPLICATING SUPPLIES (PURC	0	0	0	109	0	400	291	27%
435	OFFICE SUPPLIES (PURCHASIN	0	95	285	799	0	1,500	701	53%
506	INSURANCE-LIABILITY	0	0	0	534	0	0	-534	0%
513	WORKERS' COMPENSATION INSU	0	-75	0	101	0	200	99	51%
---		23,257	18,769	57,658	64,423	3,048	252,670	185,200	27%
---		23,257	18,769	57,658	64,423	3,048	252,670	185,200	27%
=====									
52300	PROPERTY ASSESSOR'S OFFICE								
000	-								
101	COUNTY OFFICIAL	9,447	9,920	30,741	29,759	0	119,034	89,276	25%
106	DEPUTIES	11,565	9,278	26,685	32,171	0	122,800	90,629	26%
169	PART-TIME PERSONNEL	0	0	0	0	0	24,891	24,891	0%
201	SOCIAL SECURITY	1,265	1,151	3,456	3,721	0	16,560	12,839	22%
204	PENSIONS	2,528	2,400	6,908	7,741	0	30,420	22,679	25%
205	EMPLOYEE AND DEPENDENT INS	3,083	3,330	8,595	9,990	0	41,600	31,610	24%
206	LIFE INSURANCE	0	0	2,849	0	0	0	0	0%
212	EMPLOYER MEDICARE	296	269	808	870	0	3,880	3,010	22%
299	OTHER FRINGE BENEFITS	0	0	0	0	0	500	500	0%
307	COMMUNICATION (ASSESSOR)	47	47	853	94	0	3,000	2,906	3%
312	CONTRACTS - PRIVATE AGENCI	0	72	216	266	1,746	2,000	-12	101%
317	DATA PROCESSING SERVICES	0	0	0	0	0	35,000	35,000	0%
320	DUES AND MEMBERSHIPS	0	0	2,000	0	0	3,500	3,500	0%
332	LGL.NOTICES	0	0	0	0	400	400	0	100%
334	MAINTENANCE AGREEMENTS	786	0	1,155	0	0	5,700	5,700	0%
348	POSTAL CHARGES (ASSESSOR)	0	0	0	0	0	1,000	1,000	0%
349	PRINTING, STATIONERY AND F	0	0	0	0	0	1,000	1,000	0%
350	INTERNET CONNECTIVITY	0	34	0	68	0	0	-68	0%
351	RENTALS	0	0	0	750	0	900	150	83%
355	TRAVEL (ASSESSOR)	0	597	294	4,764	0	7,000	2,236	68%
356	REGISTRATION FEES	0	0	525	420	0	2,500	2,080	17%
411	DATA PROCESSING SUPPLIES	0	0	0	0	0	1,000	1,000	0%
414	DUPLICATING SUPPLIES (ASSE	0	0	0	0	0	1,000	1,000	0%
422	FOOD SUPPLIES	0	0	0	95	0	1,000	905	10%
425	GASOLINE (ASSESSOR)	204	132	274	359	1,641	2,000	0	100%
435	OFFICE SUPPLIES (ASSESSOR)	284	156	646	179	0	2,500	2,321	7%
437	PERIODICALS (ASSESSOR)	0	76	0	324	567	820	-71	109%
453	VEHICLE PARTS	0	0	0	0	0	500	500	0%
499	OTHER SUPPLIES AND MATERIA	0	90	0	207	135	500	158	68%
506	INSURANCE-LIABILITY	0	0	0	560	0	0	-560	0%
508	PREMIUMS' CORPORATE SURETY	0	0	0	0	0	100	100	0%
511	VEHICLE AND EQUIPMENT INSU	0	0	874	701	0	800	99	88%
513	WORKERS' COMPENSATION INSU	0	1,269	0	4,032	0	2,800	-1,232	144%
599	OTHER CHARGES	0	0	0	0	0	900	900	0%
709	DATA PROCESSING EQUIPMENT	0	0	0	0	0	1,000	1,000	0%
---		29,505	28,821	86,879	97,071	4,489	436,605	335,046	23%
---		29,505	28,821	86,879	97,071	4,489	436,605	335,046	23%

Obj	Account Level Description	September 2023-24	September 2024-25	2023-24 Spent	2024-25 Spent	Encumbered Amount	2024-25 BUDGET	REMAINING BUDGET	% OF BUDGET
101	GENERAL FUND								
52300	PROPERTY ASSESSOR'S OFFICE								
000	-								
=====									
52310	REAPPRAISAL PROGRAM								
000	-								
106	DEPUTIES	45,254	41,114	128,379	142,397	0	534,476	392,079	27%
169	PART-TIME PERSONNEL	0	730	0	2,555	0	25,324	22,769	10%
201	SOCIAL SECURITY (REAPP)	2,715	2,476	7,705	8,658	0	34,790	26,132	25%
204	PENSIONS	5,444	4,699	12,705	16,276	0	66,840	50,564	24%
205	EMPLOYEE AND DEPENDENT INS	10,382	13,128	31,800	39,385	0	163,900	124,515	24%
212	EMPLOYER MEDICARE (REAPP)	635	579	1,802	2,025	0	8,160	6,135	25%
299	OTHER FRINGE BENEFITS	0	0	417	417	0	900	483	46%
301	ACCOUNTING SERVICES(PERS.P	5,100	0	22,570	0	60,050	60,050	0	100%
312	CONTRACTS - PRIVATE AGENCI	0	0	134	0	160	500	340	32%
317	DATA PROCESSING SERVICES	0	0	0	0	0	13,500	13,500	0%
320	DUES AND MEMBERSHIPS	0	0	0	180	0	2,000	1,820	9%
330	LEASE/SBITA PAYMENTS	0	226	0	226	43,524	47,850	4,100	91%
334	MAINTENANCE AGREEMENTS	249	0	296	303	1,097	2,000	600	70%
338	MAINTENANCE & REPAIR - VEH	0	0	670	822	1,400	2,378	156	93%
348	POSTAL CHARGES (REAPPRAISA	0	237	0	272	3,700	11,000	7,028	36%
349	PRINTING, STATIONERY AND F	0	0	306	432	0	1,200	768	36%
355	TRAVEL (REAPPRAISAL)	0	-1,034	309	1,540	0	3,000	1,460	51%
356	TUITION & REGISTRATION FEE	0	0	0	875	0	0	-875	0%
411	DATA PROCESSING SUPPLIES	142	0	142	4,716	89	10,000	5,195	48%
414	DUPLICATING SUPPLIES (REAP	0	356	0	356	0	500	144	71%
425	GASOLINE (REAPPRAISAL)	738	521	1,315	1,050	5,450	6,500	0	100%
435	OFFICE SUPPLIES (REAPPRAIS	1,665	361	2,767	1,355	1,261	8,500	5,884	31%
450	TIRES AND TUBES	0	0	0	0	0	2,000	2,000	0%
453	VEHICLE PARTS	166	0	166	0	475	3,600	3,125	13%
471	SOFTWARE	0	0	0	0	0	1,000	1,000	0%
506	INSURANCE-LIABILITY	0	0	0	1,991	0	0	-1,991	0%
511	VEHICLE AND EQUIPMENT INSU	0	0	2,563	2,304	0	2,000	-304	115%
513	WORKERS' COMPENSATION INSU	0	3,684	0	4,212	0	600	-3,612	702%
709	DATA PROCESSING EQUIPMENT	0	0	0	0	0	7,300	7,300	0%
718	MOTOR VEHICLES	0	0	0	0	46,053	46,100	47	100%
---		72,490	67,077	214,046	232,347	163,259	1,065,968	670,362	37%
---		72,490	67,077	214,046	232,347	163,259	1,065,968	670,362	37%
=====									
52400	COUNTY TRUSTEE'S OFFICE								
000	-								
101	COUNTY OFFICIAL	9,447	9,920	28,341	29,759	0	119,034	89,276	25%
106	DEPUTIES	21,541	15,702	52,864	54,357	0	216,059	161,702	25%
168	TEMPORARY PERSONNEL	3,334	3,888	6,594	8,294	0	70,000	61,707	12%
201	SOCIAL SECURITY	2,064	1,677	5,236	5,414	0	25,150	19,736	22%
204	PENSIONS	3,728	3,203	9,332	10,514	0	41,900	31,386	25%
205	EMPLOYEE AND DEPENDENT INS	3,927	5,655	12,449	16,966	0	70,600	53,634	24%
206	LIFE INSURANCE	0	0	2,625	0	0	0	0	0%
212	EMPLOYER MEDICARE	483	409	1,225	1,283	0	5,890	4,607	22%
307	COMMUNICATION (TRUSTEE)	13	13	40	40	0	225	185	18%
308	CONSULTANTS	0	0	0	0	0	24,000	24,000	0%

Obj	Account Level Description	September 2023-24	September 2024-25	2023-24 Spent	2024-25 Spent	Encumbered Amount	2024-25 BUDGET	REMAINING BUDGET	% OF BUDGET
101	GENERAL FUND								
52400	COUNTY TRUSTEE'S OFFICE								
000	-								
312	CONTRACTS - PRIVATE AGENCI	75	60	165	142	643	785	0	100%
317	DATA PROCESSING SERVICES	0	0	16,500	21,000	16,000	43,000	6,000	86%
320	DUES AND MEMBERSHIPS	0	0	1,125	1,192	0	1,427	235	84%
328	JANITORIAL SERVICES	305	0	611	0	0	0	0	0%
330	LEASE/SBITA PAYMENTS	0	0	0	31,157	0	31,300	143	100%
332	LGL.NOTICES	0	0	0	0	5,000	5,000	0	100%
334	MAINTENANCE AGREEMENTS	155	155	155	155	1,705	2,220	360	84%
335	MAINTENANCE AND REPAIR BLD	0	0	0	0	0	350	350	0%
348	POSTAL CHARGES (TRUSTEE)	2,325	3,022	2,325	3,022	0	3,125	103	97%
350	INTERNET CONNECTIVITY	153	153	458	458	0	1,830	1,373	25%
351	RENTALS (TRUSTEE)	2,071	2,571	7,917	8,418	18,812	27,461	231	99%
351	DISCOUNTS TAKEN	-3	0	-4	-1	0	0	1	0%
355	TRAVEL (TRUSTEE)	0	0	0	0	0	5,100	5,100	0%
356	TUITION / REGISTRATION FEE	255	255	255	255	0	1,400	1,145	18%
411	DATA PROCESSING SUPPLIES	334	0	334	0	0	0	0	0%
414	DUPLICATING SUPPLIES (TRUS	0	0	0	0	0	900	900	0%
415	ELECTRICITY	222	220	438	461	0	2,200	1,739	21%
434	NATURAL GAS	22	0	67	53	0	900	848	6%
435	OFFICE SUPPLIES (TRUSTEE)	384	1,153	1,703	1,484	0	6,500	5,016	23%
502	INSURANCE-BLDG AND CONTENT	0	0	77	85	0	100	15	85%
506	INSURANCE-LIABILITY	0	0	0	1,160	0	0	-1,160	0%
513	WORKERS' COMPENSATION INSU	0	-248	0	2,653	0	3,000	347	88%
599	OTHER CHARGES (TRUSTEE)	0	0	0	0	0	300	300	0%
709	DATA PROCESSING EQUIPMENT	0	0	0	0	0	750	750	0%
719	OFFICE EQUIPMENT	0	0	580	0	0	1,800	1,800	0%
---		50,835	47,808	151,412	198,321	42,160	712,306	471,829	34%
---		50,835	47,808	151,412	198,321	42,160	712,306	471,829	34%
=====									
52500	COUNTY CLERK'S OFFICE								
000	-								
101	COUNTY OFFICIAL	9,447	9,920	28,341	29,759	0	119,034	89,276	25%
106	DEPUTIES	61,346	48,585	139,757	167,948	0	658,366	490,419	26%
201	SOCIAL SECURITY	4,215	3,421	9,911	11,664	0	48,320	36,656	24%
204	PENSIONS	8,035	6,938	19,289	23,420	0	97,210	73,790	24%
205	EMPLOYEE AND DEPENDENT INS	12,181	16,038	36,544	46,673	0	182,500	135,827	26%
212	EMPLOYER MEDICARE	986	800	2,318	2,728	0	11,330	8,602	24%
299	OTHER FRINGE BENEFITS	0	0	174	129	0	400	271	32%
307	COMMUNICATION (CO. CLK.)	13	13	40	40	0	360	320	11%
312	CONTRACTS - PRIVATE AGENCI	75	145	289	330	1,170	1,500	0	100%
320	DUES AND MEMBERSHIPS (CO C	0	0	950	1,007	0	1,300	293	77%
328	JANITORIAL SERVICES	305	0	1,222	0	0	0	0	0%
330	LEASE/SBITA PAYMENTS	0	0	0	12,863	0	12,870	7	100%
334	MAINTENANCE AGREEMENTS	64	71	32,490	29,251	1,254	30,530	26	100%
334	MAINTENANCE AGREEMENT/DISC	0	0	0	-2,098	0	0	2,098	0%
348	POSTAL CHARGES (CO CLERK)	0	0	20,000	15,000	0	40,000	25,000	38%
349	PRINTING	0	0	0	0	0	500	500	0%
350	INTERNET CONNECTIVITY	153	153	458	458	0	1,900	1,443	24%
351	RENTALS (CO CLERK)	2,773	2,431	8,870	8,277	17,929	30,000	3,794	87%
351	DISCOUNTS TAKEN	-3	0	-4	-1	0	0	1	0%
355	TRAVEL (CO CLERK)	250	242	428	431	0	7,000	6,569	6%

Obj	Account Level Description	September 2023-24	September 2024-25	2023-24 Spent	2024-25 Spent	Encumbered Amount	2024-25 BUDGET	REMAINING BUDGET	% OF BUDGET
101	GENERAL FUND								
52500	COUNTY CLERK'S OFFICE								
000	-								
356	TUITION/REGISTRATION FEES	0	255	0	255	0	500	245	51%
411	DATA PROCESSING SUPPLIES	0	716	1,341	716	3,129	5,000	1,155	77%
414	DUPLICATING SUPPLIES	0	581	1,296	581	0	3,325	2,744	17%
415	ELECTRICITY	222	220	438	461	0	2,200	1,739	21%
434	NATURAL GAS	22	0	67	53	0	800	748	7%
435	OFFICE SUPPLIES (CO CLERK)	727	0	1,116	1,453	0	5,000	3,547	29%
502	INSURANCE-BLDG AND CONTENT	0	0	77	85	0	100	15	85%
506	INSURANCE-LIABILITY	0	0	0	2,490	0	0	-2,490	0%
513	WORKERS' COMPENSATION INSU	0	-372	0	2,905	0	3,300	395	88%
---		100,811	90,157	305,412	356,878	23,482	1,263,345	882,990	30%
809	ADD'T TITLE FEE LOCAL \$3.00								
435	OFFICE SUPPLIES - TITLE RE	0	0	0	0	0	25,000	25,000	0%
---		0	0	0	0	0	25,000	25,000	0%
---		100,811	90,157	305,412	356,878	23,482	1,288,345	907,990	30%
=====									
53100	CIRCUIT COURT								
000	-								
101	COUNTY OFFICIAL	10,392	10,911	31,176	32,734	0	130,938	98,204	25%
106	DEPUTIES	152,104	112,347	350,686	388,223	0	1,463,411	1,075,188	27%
169	PART-TIME PERSONNEL	2,574	1,249	5,524	5,555	0	30,635	25,080	18%
187	OVERTIME PAY	0	16	0	16	0	20,000	19,984	0%
201	SOCIAL SECURITY	9,777	7,246	22,661	25,027	0	104,000	78,973	24%
204	PENSIONS	17,196	14,052	40,006	47,756	0	205,360	157,604	23%
205	EMPLOYEE AND DEPENDENT INS	41,002	44,309	121,670	132,900	0	570,300	437,400	23%
212	EMPLOYER MEDICARE	2,287	1,695	5,300	5,853	0	24,320	18,467	24%
299	OTHER FRINGE BENEFITS	0	0	39	51	0	300	249	17%
307	COMMUNICATION	0	0	0	0	0	3,750	3,750	0%
312	CONTRACTS - PRIVATE AGENCI	90	97	445	292	648	3,600	2,660	26%
320	DUES AND MEMBERSHIPS	0	0	950	1,007	0	1,400	393	72%
330	LEASE/SBITA PAYMENTS	0	0	0	57,759	1,331	59,090	1	100%
333	LICENSES	0	0	0	25	0	25	0	100%
334	MAINTENANCE AGREEMENTS	621	0	64,482	3,283	7,606	39,910	29,020	27%
348	POSTAL CHARGES (CIRCUIT CR	0	0	0	0	12,000	12,000	0	100%
349	PRINTING	288	0	504	2,167	285	7,500	5,048	33%
351	RENTALS (CIRCUIT CRT)	0	567	1,645	817	6,121	7,970	1,032	87%
355	TRAVEL (CIRCUIT CRT)	0	0	123	113	0	5,000	4,887	2%
356	TUITION	0	0	40	0	0	1,000	1,000	0%
411	DATA PROCESSING SUPPLIES	125	0	991	828	1,072	10,000	8,100	19%
414	DUPLICATING SUPPLIES	0	1,411	0	1,411	0	5,000	3,589	28%
435	OFFICE SUPPLIES (CIRCUIT C	989	1,050	2,584	1,708	8	15,000	13,284	11%
435	OFFICE SUPPLIES/DISCOUNT T	0	-4	0	-4	0	0	4	0%
437	PERIODICALS (CIRCUIT CRT)	0	0	0	0	1,500	1,500	0	100%
499	OTHER SUPPLIES AND MATERIA	0	0	0	0	0	700	700	0%
506	INSURANCE-LIABILITY	0	0	0	7,143	0	0	-7,143	0%
508	PREMIUMS' CORPORATE SURETY	0	0	0	50	0	50	0	100%
513	WORKERS' COMPENSATION INSU	0	-923	0	3,482	0	4,500	1,018	77%
599	OTHER CHARGES (CIRCUIT CRT	0	0	0	0	0	1,425	1,425	0%

Obj	Account Level Description	September 2023-24	September 2024-25	2023-24 Spent	2024-25 Spent	Encumbered Amount	2024-25 BUDGET	REMAINING BUDGET	% OF BUDGET
101	GENERAL FUND								
53100	CIRCUIT COURT								
000	-								
709	DATA PROCESSING EQUIPMENT	0	0	881	0	0	5,000	5,000	0%
---		237,445	194,023	649,707	718,196	30,571	2,733,684	1,984,917	27%
---		237,445	194,023	649,707	718,196	30,571	2,733,684	1,984,917	27%
=====									
53310	GENERAL SESSIONS JUDGE								
000	-								
102	JUDGE(S)	47,920	50,364	143,759	151,092	0	604,638	453,546	25%
169	PART-TIME PERSONNEL	945	667	1,507	1,342	0	20,625	19,283	7%
201	SOCIAL SECURITY	2,913	3,053	8,730	9,158	0	38,770	29,612	24%
204	PENSIONS	5,765	6,296	17,294	18,887	0	75,580	56,694	25%
205	EMPLOYEE AND DEPENDENT INS	4,857	4,744	14,572	14,231	0	59,300	45,069	24%
212	EMPLOYER MEDICARE	694	724	2,062	2,161	0	9,070	6,909	24%
299	OTHER FRINGE BENEFITS	0	0	21	0	0	0	0	0%
312	CONTRACTS - PRIVATE AGENCI	0	0	0	43	257	300	0	100%
320	DUES AND MEMBERSHIPS	1,125	0	1,775	395	0	4,000	3,605	10%
333	LICENSES	0	0	0	0	0	1,000	1,000	0%
337	MAINTENANCE & REPAIR - OFF	0	0	0	0	0	1,000	1,000	0%
355	TRAVEL	1,273	1,312	1,549	1,588	0	13,000	11,412	12%
356	REGISTRATION FEES	0	0	525	1,007	0	1,200	193	84%
399	OTHER CONTRACTED SERVICES	0	0	0	0	0	260	260	0%
414	DUPLICATING SUPPLIES (SESS	0	0	0	0	0	100	100	0%
435	OFFICE SUPPLIES	305	0	305	0	0	1,500	1,500	0%
437	PERIODICALS	1,096	0	1,096	0	2,000	2,000	0	100%
499	OTHER SUPPLIES AND MATERIA	0	0	0	104	0	1,000	896	10%
506	INSURANCE-LIABILITY	0	0	0	534	0	0	-534	0%
513	WORKERS' COMPENSATION INSU	0	-372	0	271	0	700	429	39%
---		66,893	66,788	193,195	200,813	2,257	834,043	630,974	24%
---		66,893	66,788	193,195	200,813	2,257	834,043	630,974	24%
=====									
53330	DRUG COURT								
000	-								
312	CONTRACTS WITH PRIVATE AGE	1,250	0	2,500	0	0	17,500	17,500	0%
---		1,250	0	2,500	0	0	17,500	17,500	0%
239	MENTAL HEALTH COURT GRANT								
130	SOCIAL WORKERS/MENTAL HEAL	5,769	4,038	8,654	14,037	0	52,500	38,463	27%
201	SOCIAL SECURITY/MENTAL HEA	358	243	537	848	0	3,510	2,662	24%
204	PENSIONS/MENTAL HEALTH	0	505	0	1,755	0	7,060	5,305	25%
205	EMP HEALTH INS/MENTAL HEAL	0	721	0	2,162	0	9,000	6,838	24%
212	EMP MEDICARE/MENTAL HEALTH	84	57	125	198	0	830	632	24%
307	COMMUNICATION/MENTAL HEALT	72	42	72	84	0	1,000	916	8%
312	CONT PRIV AGENCY/MENTAL HE	1,250	2,675	1,250	3,925	29,575	33,500	0	100%
320	DUES & MEMBER/MENTAL HEALT	0	0	0	200	0	250	50	80%
349	PRINTING & STAT/MENTAL HEA	0	0	0	0	0	3,500	3,500	0%
355	TRAVEL/MENTAL HEALTH	59	0	59	111	0	12,880	12,769	1%

Obj	Account Level Description	September 2023-24	September 2024-25	2023-24 Spent	2024-25 Spent	Encumbered Amount	2024-25 BUDGET	REMAINING BUDGET	% OF BUDGET
101	GENERAL FUND								
53330	DRUG COURT								
239	MENTAL HEALTH COURT GRANT								
356	TUITION/REG FEES/MENTAL HE	0	0	0	0	0	4,000	4,000	0%
413	DRUGS & MED SUPP/MENTAL HE	0	0	0	0	1,000	1,000	0	100%
435	OFFICE SUPPLIES/MENTAL HEA	51	0	266	0	0	1,600	1,600	0%
463	TEST KITS/MENTAL HEALTH	0	0	840	0	0	0	0	0%
513	WORKERS' COMPENSATION INSU	0	53	0	107	0	100	-7	107%
599	SPECIFIC ASSISTANCE TO IND	237	1,632	757	3,972	16,311	24,270	3,988	84%
---		7,880	9,966	12,560	27,399	46,886	155,000	80,716	48%
241	RECOVERY COURT COST-REIMB								
130	SOCIAL WORKERS/RECOVERY CO	6,347	4,443	14,310	15,445	0	57,756	42,311	27%
201	SOCIAL SEC/RECOVERY COURT	385	267	863	932	0	3,590	2,658	26%
204	PENSIONS/RECOVERY COURT	764	555	1,721	1,931	0	7,220	5,289	27%
205	HEALTH INS/RECOVERY COURT	667	721	2,002	2,162	0	9,000	6,838	24%
212	EMP MEDICARE/RECOVERY COUR	90	62	202	218	0	840	622	26%
299	OTHER FRINGE BENEFITS	0	0	0	0	0	287	287	0%
312	CONTRACTS PRIV/RECOVERY CO	715	2,500	1,511	2,500	12,500	15,000	0	100%
312	CONTRACTS/BABY DOE FUNDS	0	2,666	0	7,030	14,938	32,000	10,032	69%
320	DUES & MEMBER/RECOVERY COU	0	0	0	0	0	120	120	0%
355	TRAVEL/RECOVERY COURT	102	273	178	273	0	7,332	7,059	4%
355	TRAVEL/BABY DOE FUNDS	0	628	2,142	1,506	0	8,000	6,494	19%
356	TUITION/RECOVERY COURT	0	0	0	0	0	1,500	1,500	0%
356	TUITION/BABY DOE FUNDS	0	0	0	0	0	2,000	2,000	0%
413	DRUG TESTING/BABY DOE FUND	0	0	0	2,695	55	4,250	1,500	65%
435	OFFICE SUPPLIES/RECOVERY C	395	0	395	93	0	1,355	1,263	7%
499	OTHER SUPPORT/RECOVERY GRA	1,263	0	2,203	0	0	0	0	0%
499	OTHER SUPPORT/BABY DOE FUN	190	1,276	190	3,178	10,598	16,150	2,374	85%
513	WORKERS' COMPENSATION INSU	0	-17	0	42	0	100	58	42%
---		10,918	13,374	25,717	38,005	38,091	166,500	90,405	46%
---		20,048	23,340	40,777	65,404	84,977	339,000	188,621	44%
53400	CHANCERY COURT								
000	-								
101	COUNTY OFFICIAL	10,392	10,911	31,176	32,734	0	130,938	98,204	25%
106	DEPUTIES	51,284	36,890	117,056	127,763	0	479,563	351,800	27%
169	PART-TIME PERSONNEL	0	0	1,701	0	0	15,000	15,000	0%
201	SOCIAL SECURITY	3,717	2,846	8,975	9,599	0	38,470	28,871	25%
204	PENSIONS	7,420	5,975	17,832	20,062	0	72,890	52,828	28%
205	EMPLOYEE AND DEPENDENT INS	10,144	11,676	30,433	35,029	0	145,800	110,771	24%
212	EMPLOYER MEDICARE	869	666	2,099	2,245	0	9,020	6,775	25%
307	COMMUNICATION	53	63	106	116	0	1,000	884	12%
312	CONTRACTS - PRIVATE AGENCI	0	30	108	89	611	700	0	100%
320	DUES & MEMBERSHIPS	0	0	950	1,007	0	1,507	500	67%
330	LEASE/SBITA PAYMENTS	0	0	0	0	63,500	63,500	0	100%
332	LEGAL NOTICES	20,240	0	20,263	8,753	25,000	55,000	21,248	61%
333	LICENSES	0	0	0	0	0	600	600	0%
334	MAINTENANCE AGREEMENTS	0	0	439	339	1,961	4,500	2,200	51%
348	POSTAL CHARGES (CHANCERY)	0	0	0	0	0	5,750	5,750	0%
351	RENTALS (CHANCERY)	222	359	3,337	533	4,467	5,000	0	100%

Obj	Account Level Description	September 2023-24	September 2024-25	2023-24 Spent	2024-25 Spent	Encumbered Amount	2024-25 BUDGET	REMAINING BUDGET	% OF BUDGET
101	GENERAL FUND								
53400	CHANCERY COURT								
000	-								
411	DATA PROCESSING SUPPLIES	0	0	98	0	0	3,000	3,000	0%
414	DUPLICATING SUPPLIES (CHAN	0	0	468	495	0	1,500	1,005	33%
435	OFFICE SUPPLIES (CHANCERY)	104	0	204	0	1,634	12,000	10,366	14%
437	PERIODICALS (CHANCERY)	605	0	849	0	0	0	0	0%
499	OTHER SUPPLIES AND MATERIA	0	0	0	0	0	3,000	3,000	0%
506	INSURANCE-LIABILITY	0	0	0	1,779	0	0	-1,779	0%
513	WORKERS' COMPENSATION INSU	0	-300	0	3,084	0	3,400	316	91%
---		105,050	69,116	236,094	243,627	97,173	1,052,138	711,339	32%
---		105,050	69,116	236,094	243,627	97,173	1,052,138	711,339	32%
=====									
53600	DISTRICT ATTORNEY GENERAL								
000	-								
169	PART-TIME PERSONNEL	2,011	0	3,088	539	0	0	-539	0%
201	SOCIAL SECURITY (D.A. GRAN	72	0	121	23	0	0	-23	0%
212	EMPLOYER MEDICARE (D.A.)	29	0	45	8	0	0	-8	0%
309	CONTRACTS WITH GOVERNMENT	6,484	6,484	25,934	25,934	0	78,000	52,066	33%
---		8,596	6,484	29,188	26,504	0	78,000	51,496	34%
---		8,596	6,484	29,188	26,504	0	78,000	51,496	34%
=====									
53900	OTHER ADMIN OF JUSTICE								
000	-								
169	PART-TIME PERSONNEL	4,339	2,855	10,703	10,658	0	48,811	38,153	22%
194	JURY AND WITNESS EXPENSE	6,662	3,201	7,120	9,043	0	35,000	25,957	26%
201	SOCIAL SECURITY	261	159	640	643	0	3,030	2,387	21%
205	EMPLOYEE AND DEPENDENT INS	667	1,916	2,002	1,916	0	0	-1,916	0%
212	EMPLOYER MEDICARE	61	37	150	150	0	710	560	21%
312	CONTRACTS - PRIVATE AGENCI	862	226	2,046	960	0	19,500	18,540	5%
322	EVALUATION AND TESTING	860	1,050	1,300	1,190	9,810	11,000	0	100%
332	LGL.NOTICES	159	-241	158	-1,954	1,356	97,000	97,599	-1%
349	PRINTING	0	0	0	0	0	600	600	0%
421	FOOD PREPARATION SUPPLIES	0	0	0	0	200	200	0	100%
422	FOOD SUPPLIES	153	0	179	36	414	450	0	100%
435	OFFICE SUPPLIES (JUSTICE A	0	0	0	0	0	500	500	0%
499	OTHER SUPPLIES AND MATERIA	0	24	405	251	190	1,000	559	44%
513	WORKERS' COMPENSATION INSU	0	-5	0	37	0	50	13	74%
599	OTHER CHARGES (JUSTICE ADM	0	0	0	0	0	400	400	0%
---		14,024	9,222	24,703	22,930	11,970	218,251	183,352	16%
---		14,024	9,222	24,703	22,930	11,970	218,251	183,352	16%
=====									
53920	COURTROOM SECURITY								
000	-								
106	DEPUTIES	62,991	42,478	142,384	170,299	0	594,281	423,982	29%
115	SERGEANT(S)	7,790	5,514	17,978	19,138	0	73,755	54,617	26%
140	SALARY SUPPLEMENTS	0	0	0	7,200	0	7,200	0	100%

Obj	Account Level Description	September 2023-24	September 2024-25	2023-24 Spent	2024-25 Spent	Encumbered Amount	2024-25 BUDGET	REMAINING BUDGET	% OF BUDGET
101	GENERAL FUND								
53920	COURTROOM SECURITY								
000	-								
187	OVERTIME PAY	3,206	0	17,391	9,048	0	0	-9,048	0%
201	SOCIAL SECURITY	4,417	2,869	10,519	12,394	0	41,419	29,025	30%
204	PENSIONS	8,462	5,999	19,269	19,882	0	83,505	63,623	24%
205	EMPLOYEE AND DEPENDENT INS	14,799	11,431	44,398	35,593	0	147,500	111,907	24%
206	LIFE INSURANCE	0	0	0	2,929	0	2,930	1	100%
212	EMPLOYER MEDICARE	1,033	671	2,460	2,899	0	9,687	6,789	30%
299	OTHER FRINGE BENEFITS	0	0	240	222	0	0	-222	0%
506	INSURANCE-LIABILITY	0	0	0	9,703	0	0	-9,703	0%
513	WORKERS' COMPENSATION INSU	0	1,147	0	16,879	0	15,800	-1,079	107%
799	OTHER CAPITAL OUTLAY	0	0	0	0	9,995	115,000	105,005	9%
---		102,698	70,109	254,639	306,186	9,995	1,091,077	774,897	29%
259	THSO GRANT Z23THS347								
187	OVERTIME PAY	2,128	0	2,974	0	0	0	0	0%
201	THSO SATURATION GRANT FY23	127	0	177	0	0	0	0	0%
204	THSO SATURATION GRANT FY23	256	0	358	0	0	0	0	0%
212	THSO SATURATION GRANT FY23	30	0	41	0	0	0	0	0%
---		2,541	0	3,550	0	0	0	0	0%
816	COURTROOM SECURITY								
799	COURTROOM SECURITY	0	0	0	0	35,510	0	-35,510	0%
---		0	0	0	0	35,510	0	-35,510	0%
---		105,239	70,109	258,189	306,186	45,505	1,091,077	739,387	32%
54110	SHERIFF'S DEPARTMENT								
000	-								
101	COUNTY OFFICIAL	12,574	13,203	37,723	39,609	0	158,437	118,828	25%
106	DEPUTIES	298,504	262,787	734,453	929,162	0	4,392,260	3,463,099	21%
110	LIEUTENANT(S)	87,846	79,532	203,457	282,280	0	1,066,750	784,470	26%
115	SERGEANT(S)	86,397	52,229	191,701	214,825	0	993,931	779,106	22%
140	SALARY SUPPLEMENTS	0	0	0	65,600	0	65,600	0	100%
169	PART-TIME PERSONNEL	9,657	6,376	19,933	20,576	0	133,521	112,945	15%
170	SCHOOL RESOURCE OFFICERS	5,873	0	7,830	4,695	0	0	-4,695	0%
187	OVERTIME PAY	10,356	2,165	116,420	12,372	0	0	-12,372	0%
188	BONUS PAYMENTS	9,500	0	19,500	0	0	40,000	40,000	0%
189	OTHER SALARIES & WAGES	133,258	127,843	332,082	419,132	0	1,696,201	1,277,069	25%
201	SOCIAL SECURITY	39,322	32,015	99,091	118,444	0	513,530	395,086	23%
204	PENSIONS	72,139	65,921	174,515	228,057	0	1,035,340	807,283	22%
205	EMPLOYEE AND DEPENDENT INS	105,421	138,165	350,466	418,077	0	1,793,360	1,375,283	23%
206	LIFE INSURANCE	2,315	0	2,315	0	0	0	0	0%
212	EMPLOYER MEDICARE	9,196	7,534	23,175	27,800	0	120,100	92,300	23%
299	OTHER FRINGE BENEFITS	1,000	0	3,343	4,852	0	16,000	11,148	30%
307	COMMUNICATION (SHERIFF DEP	0	0	7,168	17,892	0	110,000	92,108	16%
309	CONTRACTS WITH GOVERNMENT	0	0	670	60	692	2,680	1,928	28%
312	CONTRACTS - PRIVATE AGENCI	933	0	2,159	175	1,175	37,900	36,550	4%
319	CONFIDENTIAL DRUG ENFORCEM	0	0	0	0	0	3,500	3,500	0%

Obj	Account Level Description	September 2023-24	September 2024-25	2023-24 Spent	2024-25 Spent	Encumbered Amount	2024-25 BUDGET	REMAINING BUDGET	% OF BUDGET
101	GENERAL FUND								
54110	SHERIFF'S DEPARTMENT								
000	-								
320	DUES AND MEMBERSHIPS	0	3,300	3,000	3,300	0	9,000	5,700	37%
322	EVALUATION AND TESTING	0	0	-2,500	0	0	7,500	7,500	0%
327	FREIGHT EXPENSES (SHERIFF)	51	173	51	990	1,510	5,000	2,500	50%
330	LEASE/SBITA PAYMENTS	0	34,406	0	89,489	14,715	113,006	8,802	92%
332	LGL.NOTICES	0	0	0	0	0	250	250	0%
333	LICENSES	7	77	236	566	0	1,000	434	57%
334	MAINTENANCE AGREEMENTS	13,416	5,213	66,281	23,491	48,669	176,994	104,834	41%
336	MAINTENANCE & REPAIR - EQU	47	0	1,326	0	750	11,000	10,250	7%
338	MAINTENANCE & REPAIR - VEH	870	2,194	2,556	2,494	12,380	25,000	10,126	59%
340	MEDICAL AND DENTAL SERVICE	1,049	1,205	2,364	3,810	2,250	8,500	2,440	71%
348	POSTAL CHARGES (SHERIFF)	0	2,000	2,000	2,000	0	5,700	3,700	35%
349	PRINTING	55	0	1,715	2,428	0	7,000	4,572	35%
351	RENTALS (SHERIFF)	5,192	6,224	21,056	21,822	44,621	67,100	656	99%
351	DISCOUNTS TAKEN	-4	-4	-8	-8	0	0	8	0%
353	TOWING SERVICES	250	0	250	0	0	0	0	0%
355	TRAVEL (SHERIFF)	2,151	1,171	4,099	3,534	0	30,000	26,466	12%
356	REGISTRATION FEES/TUITION	3,040	950	5,160	24,371	1,665	45,000	18,964	58%
357	VETERINARY SERVICES	668	5,230	-454	5,566	3,594	10,000	841	92%
399	OTHER CONTRACTED SERVICES	0	0	0	0	0	2,000	2,000	0%
401	ANIMAL FOOD AND SUPPLIES	1,012	830	1,012	1,386	4,114	8,500	3,000	65%
411	DATA PROCESSING SUPPLIES	2,654	468	11,130	3,488	2,175	35,000	29,337	16%
414	DUPLICATING SUPPLIES (SHER)	446	-4	446	-4	0	2,000	2,004	0%
422	FOOD SUPPLIES	105	392	405	392	204	1,000	405	60%
424	GARAGE SUPPLIES (SHERIFF)	346	1,610	2,316	2,534	1,026	14,000	10,440	25%
425	GASOLINE (SHERIFF)	29,564	30,152	54,460	70,808	80,243	470,000	318,949	32%
429	INSTR. SUPPLIES & MATERIAL	0	0	0	0	504	2,000	1,496	25%
431	LAW ENFORCEMENT SUPP (SHER)	12,485	22,359	27,465	43,116	18,559	87,500	25,825	70%
433	LUBRICANTS (SHERIFF)	0	-528	0	4,553	0	10,000	5,447	46%
435	OFFICE SUPPLIES (SHERIFF)	742	310	2,279	2,848	1,476	6,000	1,675	72%
437	PERIODICALS (SHERIFF)	58	0	78	0	0	4,400	4,400	0%
450	TIRES & TUBES (SHERIFF)	0	540	0	4,967	7,620	44,000	31,413	29%
451	UNIFORMS (SHERIFF)	11,103	31,445	19,632	37,986	60,817	144,960	46,158	68%
453	VEHICLE PARTS (SHERIFF)	5,980	2,358	16,597	23,418	11,074	120,000	85,508	29%
499	OTHER SUPP & MATERI (SHERI)	1,982	1,058	9,099	2,733	5,826	14,000	5,441	61%
502	BUILDING AND CONTENTS INSU	0	0	573	597	0	600	3	100%
506	LIABILITY INSURANCE	0	0	178,210	119,089	0	204,000	84,911	58%
508	PREMIUMS ON CORPORATE SURE	0	0	50	150	0	500	350	30%
511	VEHICLE AND EQUIPMENT INSU	0	0	86,565	97,328	0	96,500	-828	101%
513	WORKERS' COMPENSATION INSU	0	950	298,449	186,987	0	186,100	-887	100%
515	LIABILITY CLAIMS	0	0	0	0	0	1,000	1,000	0%
530	FINES, ASSESSMENTS, PENALT	0	30	0	30	0	0	-30	0%
599	OTHER CHARGES (SHERIFF)	0	0	0	0	0	7,000	7,000	0%
709	DATA PROCESSING EQUIPMENT	0	0	3,371	0	0	3,481	3,481	0%
711	FURNITURE AND FIXTURES	12,593	2,176	15,096	2,176	0	7,701	5,525	28%
718	MOTOR VEHICLES	24,440	37,765	24,476	570,657	138,916	710,870	1,297	100%
---		1,014,593	981,820	3,184,842	4,162,700	464,575	14,884,272	10,256,999	31%
210	EXTRA DETAIL - FREEDOM HALL								
187	EXTRA DETAIL - FREEDOM HAL	0	315	0	315	0	0	-315	0%
201	SOC SEC/X DETAIL FREEDOM H	0	18	0	18	0	0	-18	0%
204	PENSION/X DETAIL FREEDOM H	0	39	0	39	0	0	-39	0%

Obj	Account Level Description	September 2023-24	September 2024-25	2023-24 Spent	2024-25 Spent	Encumbered Amount	2024-25 BUDGET	REMAINING BUDGET	% OF BUDGET
101	GENERAL FUND								
54110	SHERIFF'S DEPARTMENT								
210	EXTRA DETAIL - FREEDOM HALL								
212	EMP MEDI/X DETAIL FREEDOM	0	4	0	4	0	0	-4	0%
---		0	376	0	376	0	0	-376	0%
212	STATE SCHOOL RES OFFICER GRANT								
170	SROs - GRANT FUNDED	83,335	53,814	109,442	129,717	0	697,091	567,374	19%
201	SOCIAL SECURITY - SROs	4,991	3,152	6,521	7,680	0	43,220	35,540	18%
204	PENSIONS - SROs	9,422	6,727	12,361	16,215	0	67,136	50,921	24%
205	EMPLOYEE HEALTH INS - SROs	17,013	16,961	25,520	33,684	0	157,445	123,761	21%
212	EMPLOYER MEDICARE - SROs	1,167	737	1,525	1,796	0	10,108	8,312	18%
716	SRO - LAW ENFORCEMENT EQUI	0	-9,728	0	272	0	0	-272	0%
---		115,928	71,663	155,369	189,364	0	975,000	785,636	19%
230	TBI LIAISON DETAIL								
187	OT PAY/TBI LIAISON DETAIL	0	0	0	275	0	0	-275	0%
201	SOCIAL SECURITY/TBI LIAISO	0	0	0	16	0	0	-16	0%
204	PENSIONS/TBI LIAISON DETA	0	0	0	34	0	0	-34	0%
212	EMP MEDICARE/TBI LIAISON D	0	0	0	4	0	0	-4	0%
---		0	0	0	329	0	0	-329	0%
235	JAIL - MENTAL HEALTH (OPIOID)								
312	CONTRACTS - (OPIOID FUNDED)	0	0	0	0	0	186,000	186,000	0%
---		0	0	0	0	0	186,000	186,000	0%
245	HIRING, RECRUITMENT & TRAINING								
186	GRANT FUNDED LONGEVITY PAY	0	0	0	7,000	0	0	-7,000	0%
201		0	0	0	434	0	0	-434	0%
204		0	0	0	875	0	0	-875	0%
212		0	0	0	102	0	0	-102	0%
---		0	0	0	8,411	0	0	-8,411	0%
249	VIOLENT CRIME INTERVENTION FND								
106	DEPUTIES - VIOLENT CRIME F	5,285	3,843	10,570	13,291	0	50,740	37,449	26%
201	SOCIAL SEC/VIOLENT CRIME FU	313	216	618	758	0	3,146	2,388	24%
204	PENSIONS/VIOLENT CRIME FUND	636	480	1,272	1,661	0	6,343	4,682	26%
205	HEALTH INS/VIOLENT CRIME FU	1,774	1,916	4,435	5,748	0	23,912	18,164	24%
212	MEDICARE/VIOLENT CRIME FUND	73	51	145	177	0	736	559	24%
435	OFFICE SUPP/VIOLENT CRIME	117	0	117	0	0	0	0	0%
451	UNIFORM/VIOLENT CRIME FUND	0	0	2,348	0	0	0	0	0%
716	LAW ENF EQP/VIOLENT CRIME	0	0	6,665	0	0	0	0	0%
---		8,198	6,506	26,170	21,635	0	84,877	63,242	25%

Account Level	September	September	2023-24	2024-25	Encumbered	2024-25	REMAINING	% OF
Obj Description	2023-24	2024-25	Spent	Spent	Amount	BUDGET	BUDGET	BUDGET
101	GENERAL FUND							
54110	SHERIFF'S DEPARTMENT							
257	THSO GRANT Z24THS358							
187 THSO OT ALCOHOL SAT & EQUI	0	9,445	0	19,615	0	25,920	6,305	76%
187 THSO OT ALCOHOL SAT & EQUI	0	10,940	0	20,054	0	26,913	6,859	75%
201 SS ALCOHOL SATURATION & EQ	0	566	0	1,173	0	0	-1,173	0%
201 SS ALCOHOL SATURATION & EQ	0	656	0	1,212	0	0	-1,212	0%
204 RET ALCOHOL SATURATION & E	0	1,181	0	2,452	0	0	-2,452	0%
204 RET ALCOHOL SATURATION & E	0	1,367	0	2,507	0	0	-2,507	0%
212 MED ALCOHOL SATURATION & E	0	132	0	274	0	0	-274	0%
212 MED ALCOHOL SATURATION & E	0	153	0	284	0	0	-284	0%
716 THSO - EQUIPMENT	0	0	0	12,187	0	13,549	1,362	90%
---	0	24,440	0	59,758	0	66,382	6,624	90%
259	THSO GRANT Z23THS347							
187 THSO SATURATION GRANT FY23	5,796	0	14,120	0	0	0	0	0%
201 THSO SATURATION GRANT FY23	346	0	848	0	0	0	0	0%
204 THSO SATURATION GRANT FY23	697	0	1,699	0	0	0	0	0%
212 THSO SATURATION GRANT FY23	81	0	198	0	0	0	0	0%
431 THSO SATURATION GRANT FY23	0	0	13,850	0	0	0	0	0%
---	6,920	0	30,715	0	0	0	0	0%
280	THSO GRANT Z25THS380							
187 OT PAY - THSO GRANT FY25	0	0	0	0	0	148,452	148,452	0%
355 TRAVEL - THSO GRANT FY25	0	0	0	0	0	1,548	1,548	0%
---	0	0	0	0	0	150,000	150,000	0%
821	ASSET FORFEITURE FUNDS							
716 LAW ENFORCE EQUIP/ASSET FO	0	0	71,144	0	0	0	0	0%
---	0	0	71,144	0	0	0	0	0%
827	MILITARY SURPLUS PROP PROCEEDS							
718 MOTOR VEHICLES/MILITARY SU	0	32,000	0	32,000	0	32,000	0	100%
---	0	32,000	0	32,000	0	32,000	0	100%
---	1,145,639	1,116,805	3,468,240	4,474,573	464,575	16,378,531	11,439,385	30%
=====								
54150	DRUG ENFORCEMENT							
000	-							
162 CLERICAL PERSONNEL	4,392	0	5,742	1,500	0	0	-1,500	0%
201 SOCIAL SECURITY	268	0	349	90	0	0	-90	0%
204 PENSIONS	528	0	691	188	0	0	-188	0%
205 EMPLOYEE AND DEPENDENT INS	667	0	667	360	0	0	-360	0%
212 EMPLOYER MEDICARE	63	0	82	21	0	0	-21	0%
---	5,918	0	7,531	2,159	0	0	-2,159	0%

Obj	Account Level Description	September 2023-24	September 2024-25	2023-24 Spent	2024-25 Spent	Encumbered Amount	2024-25 BUDGET	REMAINING BUDGET	% OF BUDGET
101	GENERAL FUND								
54150	DRUG ENFORCEMENT								
000	-								
---		5,918	0	7,531	2,159	0	0	-2,159	0%
		=====	=====	=====	=====	=====	=====	=====	=====
54210	JAIL								
000	-								
106	DEPUTIES	435,709	315,175	977,208	1,098,529	0	4,548,007	3,449,478	24%
110	LIEUTENANT(S)	78,461	53,702	179,757	181,205	0	681,995	500,790	27%
115	SERGEANT(S)	36,758	37,975	77,480	130,612	0	432,991	302,379	30%
169	PART-TIME PERSONNEL	6,878	2,448	14,448	8,413	0	101,140	92,727	8%
187	OVERTIME PAY	12,083	153	102,613	18,210	0	0	-18,210	0%
188	BONUS PAYMENTS	3,667	2,000	6,333	2,917	0	0	-2,917	0%
189	OTHER SALARIES & WAGES	108,590	77,281	247,176	262,301	0	1,066,407	804,106	25%
201	SOCIAL SECURITY	41,186	29,028	96,303	101,772	0	423,494	321,722	24%
204	PENSIONS	65,424	49,743	145,599	175,664	0	853,818	678,154	21%
205	EMPLOYEE AND DEPENDENT INS	99,361	116,030	289,914	346,235	0	1,437,000	1,090,765	24%
210	UNEMPLOYMENT COMPENSATION	0	0	0	69	0	0	-69	0%
212	EMPLOYER MEDICARE	9,632	6,789	22,523	23,801	0	99,043	75,242	24%
299	OTHER FRINGE BENEFITS	0	0	1,137	1,620	0	5,000	3,380	32%
302	ADVERTISING	0	0	0	0	0	3,000	3,000	0%
307	COMMUNICATION(DETENTION CT	340	296	881	752	0	8,500	7,748	9%
310	CONTRACTS - PRISONER TRANS	0	0	0	0	0	30,000	30,000	0%
312	CONTRACTS WITH PRIVATE AGE	153,437	160,741	546,134	637,702	1,371,205	2,340,785	331,878	86%
320	DUES AND MEMBERSHIPS	0	0	35	0	0	300	300	0%
330	LEASE/SBITA PAYMENTS	0	1,663	0	93,765	26,362	108,130	-11,996	111%
334	MAINTENANCE AGREEMENTS	9,274	3,842	67,434	46,777	181,461	298,619	70,381	76%
335	MAINTENANCE & REPAIR - BLD	8,000	0	9,380	0	0	35,200	35,200	0%
336	MAINTENANCE & REPAIR - EQU	0	758	0	1,258	0	20,000	18,742	6%
340	MEDICAL & DENTAL SERV (JAI	4,098	2,290	11,535	8,010	5,325	31,000	17,665	43%
347	PEST CONTROL (JAIL)	0	0	5,500	6,000	0	7,000	1,000	86%
347	DISCOUNTS TAKEN	0	0	0	-500	0	0	500	0%
348	POSTAL CHARGES (JAIL)	0	0	0	0	0	700	700	0%
349	PRINTING	0	0	0	0	0	4,000	4,000	0%
350	INTERNET CONNECTIVITY	152	709	456	2,127	0	4,500	2,373	47%
351	RENTALS (JAIL)	220	0	2,112	1,109	10,097	15,800	4,595	71%
354	TRANSPORTATION (PRISONERS)	112	210	476	853	0	7,000	6,147	12%
355	TRAVEL (JAIL)	-40	583	-40	1,082	0	15,000	13,918	7%
356	REGISTRATION FEES	1,830	300	2,230	300	0	20,000	19,700	2%
359	DISPOSAL FEES	1,053	1,053	2,105	2,105	0	12,630	10,525	17%
410	CUSTODIAL SUPPLIES (JAIL)	10,319	14,851	24,772	30,057	4,622	105,000	70,321	33%
411	DATA PROCESSING SUPPLIES	445	56	1,699	1,689	1,975	35,000	31,335	10%
412	DIESEL FUEL	0	0	0	0	0	1,500	1,500	0%
414	DUPLICATING SUPPLIES (JAIL)	0	711	780	1,422	0	5,600	4,178	25%
415	ELECTRICITY(DETENTION CTR)	29,444	29,104	60,416	59,324	0	325,000	265,676	18%
421	FOOD PREPARATION SUPP (JAI	955	1,439	4,079	4,826	6,253	25,000	13,921	44%
422	FOOD SUPPLIES (JAIL)	94,010	81,959	273,182	242,659	532,341	1,128,750	353,750	69%
431	LAW ENFORCEMENT SUPP (JAIL)	360	4,931	3,609	13,398	1,200	27,000	12,402	54%
434	NATURAL GAS(DETENTION CTR)	4,439	3,827	8,313	7,879	0	110,000	102,121	7%
435	OFFICE SUPPLIES (JAIL)	576	495	1,074	3,977	45	12,500	8,478	32%
441	PRISONERS CLOTHING	1,304	0	1,304	0	0	30,000	30,000	0%
451	UNIFORMS	2,940	17,604	10,181	23,784	9,384	31,000	-2,168	107%
454	WATER AND SEWER(DETENTION	13,148	21,915	25,369	39,139	0	150,000	110,861	26%
468	CHEMICALS	0	0	0	0	0	2,400	2,400	0%

Obj	Account Level Description	September 2023-24	September 2024-25	2023-24 Spent	2024-25 Spent	Encumbered Amount	2024-25 BUDGET	REMAINING BUDGET	% OF BUDGET
101	GENERAL FUND								
54210	JAIL								
000	-								
499	OTHER SUPP & MATERI (JAIL)	7,217	7,836	27,847	21,265	19,578	110,000	69,157	37%
502	BUILDING AND CONTENTS INSU	0	0	121,865	142,161	0	142,200	39	100%
506	LIABILITY INSURANCE	0	0	0	103,631	0	0	-103,631	0%
513	WORKERS' COMPENSATION INSU	0	971	0	149,099	0	148,200	-899	101%
515	LIABILITY CLAIMS	0	0	0	0	0	1,000	1,000	0%
530	FINES, ASSESSMENTS, PENALT	0	0	30	0	0	0	0	0%
707	BUILDING IMPROVEMENTS	0	0	0	0	0	10,000	10,000	0%
709	DATA PROCESSING EQUIPMENT	636	0	636	0	0	2,841	2,841	0%
711	FURNITURE AND FIXTURES	1,985	0	1,985	0	0	5,000	5,000	0%
717	MAINTENANCE EQUIPMENT	0	0	0	0	0	2,500	2,500	0%
---		1,244,003	1,048,468	3,375,870	3,996,998	2,169,848	15,021,550	8,854,705	41%
210	EXTRA DETAIL - FREEDOM HALL								
187	EXTRA DETAIL - FREEDOM HAL	0	315	0	315	0	0	-315	0%
201	SOC SEC/X DETAIL FREEDOM H	0	18	0	18	0	0	-18	0%
204	PENSION/X DETAIL FREEDOM H	0	39	0	39	0	0	-39	0%
212	EMP MEDI/X DETAIL FREEDOM	0	4	0	4	0	0	-4	0%
---		0	376	0	376	0	0	-376	0%
211	JAIL 3-YEAR EVIDENCE BASED PRG								
106	DEPUTIES - EBP GRANT	10,042	7,292	23,030	25,308	0	96,678	71,370	26%
189	OTHER SALARIES - EBP GRANT	493	88	1,387	911	0	10,000	9,089	9%
201	SOCIAL SECURITY - EBP GRAN	604	414	1,375	1,478	0	5,994	4,516	25%
204	PENSION - EBP GRANT	1,100	912	2,771	3,207	0	12,085	8,878	27%
205	EMPLOYEE INS - EBP GRANT	3,083	2,983	9,250	9,643	0	41,557	31,914	23%
212	MEDICARE - EBP GRANT	141	97	321	346	0	0	-346	0%
312	CONTRACT - PRIVATE AGENCY -	10,038	3,340	28,286	23,718	145,782	231,789	62,289	73%
355	TRAVEL - EBP GRANT	0	0	0	0	0	3,120	3,120	0%
499	SUPPLIES & MATERIALS - EBP	0	-810	0	0	0	6,277	6,277	0%
---		25,501	14,316	66,420	64,611	145,782	407,500	197,107	52%
213	INMATE eCIGS								
431	SUPPLIES INMATE eCIGS	0	0	0	0	0	10,000	10,000	0%
451	UNIFORMS INMATE eCIGS	0	0	0	0	0	20,000	20,000	0%
499	INMATE E-CIGS	0	7,241	5,425	36,204	53,796	95,000	5,000	95%
716	EQUIPMENT INMATE eCIGS	0	0	0	0	0	45,000	45,000	0%
---		0	7,241	5,425	36,204	53,796	170,000	80,000	53%
235	JAIL - MENTAL HEALTH (OPIOID)								
106	DEPUTIES - MENTAL HLTH	0	7,139	0	14,278	0	92,246	77,968	15%
124	PSYCHOLOGICAL PERSONNEL-OP	0	4,615	0	4,615	0	211,499	206,884	2%
130	SOCIAL WORKERS-OPIOID	0	4,155	0	8,310	0	0	-8,310	0%
201	SOCIAL SECURITY - MENTAL H	0	965	0	1,655	0	5,719	4,064	29%
204	PENSIONS - MENTAL HLTH	0	1,412	0	2,824	0	11,097	8,273	25%
205	EMPLOYEE HEALTH - MENTAL	0	1,916	0	2,874	0	0	-2,874	0%

Obj	Account Level Description	September 2023-24	September 2024-25	2023-24 Spent	2024-25 Spent	Encumbered Amount	2024-25 BUDGET	REMAINING BUDGET	% OF BUDGET
101	GENERAL FUND								
54210	JAIL								
235	JAIL - MENTAL HEALTH (OPIOID)								
212	EMPLOYER MEDICAR - MENTAL	0	226	0	387	0	1,338	951	29%
431	LAW ENFRMNT SUPPLIES - MEN	0	0	0	0	0	1,614	1,614	0%
---		0	20,428	0	34,943	0	323,513	288,570	11%
246	CONFIMENT FACILITIES COVID-19								
441	PRISON CLOT CONFINI FACILI	40,896	0	40,896	0	0	0	0	0%
717	MAINT EQUIP CONFINI FACILI	1,405	0	1,405	0	0	0	0	0%
---		42,301	0	42,301	0	0	0	0	0%
---		1,311,805	1,090,829	3,490,016	4,133,132	2,369,426	15,922,563	9,420,006	41%
54240	JUVENILE SERVICES								
000	-								
105	SUPERVISOR'DIRECTOR	7,115	5,043	16,451	17,501	0	65,860	48,360	27%
112	YOUTH SERVICE OFFICER(S)	15,354	11,136	35,376	34,582	0	144,768	110,186	24%
201	SOCIAL SECURITY	1,378	982	3,168	3,166	0	14,240	11,074	22%
204	PENSIONS	2,703	1,591	5,495	5,611	0	27,640	22,029	20%
205	EMPLOYEE AND DEPENDENT INS	2,002	2,162	6,005	6,485	0	45,180	38,695	14%
212	EMPLOYER MEDICARE	322	230	741	740	0	3,340	2,600	22%
299	OTHER FRINGE BENEFITS	0	0	0	0	0	450	450	0%
307	COMMUNICATION (JUVENILE SE	191	544	380	576	0	2,200	1,624	26%
309	CONTRACTS WITH GOVT.AGENCI	0	0	0	0	0	4,500	4,500	0%
310	CONTR.W'OTHER PUBLIC AGENC	48,407	22,449	76,691	54,170	0	475,000	420,830	11%
312	CONTRACTS - PRIVATE AGENCI	0	52	30	151	155	200	-106	153%
320	DUES AND MEMBERSHIPS	80	0	120	0	0	950	950	0%
334	MAINTENANCE AGREEMENTS	0	0	0	-154	1,600	2,300	854	63%
348	POSTAL CHARGES	0	0	0	0	3,500	3,500	0	100%
355	TRAVEL (JUVENILE)	1,658	1,405	1,975	1,523	0	7,000	5,477	22%
356	REGISTRATION FEES	0	0	450	400	0	450	50	89%
413	DRUGS AND MEDICAL SUPPLIES	0	0	0	0	0	600	600	0%
414	DUPLICATING SUPPLIES (JUVE	0	0	0	0	0	350	350	0%
435	OFFICE SUPPLIES (JUVENILE)	122	357	122	423	600	8,500	7,477	12%
506	INSURANCE-LIABILITY	0	0	0	711	0	0	-711	0%
513	WORKERS' COMPENSATION INSU	0	185	0	401	0	300	-101	134%
599	OTHER CHARGES	0	0	0	0	0	300	300	0%
---		79,332	46,136	147,004	126,286	5,855	807,628	675,488	16%
---		79,332	46,136	147,004	126,286	5,855	807,628	675,488	16%
54250	WORK RELEASE PROGRAM								
000	-								
191	BD & COMMITTEE MEMBERS FEE	840	0	1,500	840	0	10,800	9,960	8%
201	SOCIAL SECURITY	52	0	93	52	0	710	658	7%
204	PENSIONS	0	0	0	0	0	380	380	0%
212	EMPLOYER MEDICARE	12	0	22	12	0	160	148	8%
513	WORKERS' COMPENSATION INSU	0	-7	0	255	0	300	45	85%

Obj	Account Level Description	September 2023-24	September 2024-25	2023-24 Spent	2024-25 Spent	Encumbered Amount	2024-25 BUDGET	REMAINING BUDGET	% OF BUDGET
101	GENERAL FUND								
54250	WORK RELEASE PROGRAM								
000	--								
---		904	-7	1,615	1,159	0	12,350	11,191	9%
---		904	-7	1,615	1,159	0	12,350	11,191	9%
=====									
54310	FIRE PREVENTION AND CONTROL								
000	--								
316	CONTRIBUTIONS	45,000	45,000	281,250	376,250	0	1,780,500	1,404,250	21%
---		45,000	45,000	281,250	376,250	0	1,780,500	1,404,250	21%
---		45,000	45,000	281,250	376,250	0	1,780,500	1,404,250	21%
=====									
54410	EMERGENCY MANAGEMENT AGENCY								
000	--								
105	SUPERVISOR/DIRECTOR	8,686	5,384	20,107	17,967	0	54,163	36,196	33%
169	PART-TIME PERSONNEL	0	0	0	0	0	75,275	75,275	0%
187	OVERTIME PAY	0	172	0	1,211	0	0	-1,211	0%
189	OTHER SALARIES & WAGES	10,450	3,920	23,997	12,960	0	44,720	31,760	29%
201	SOCIAL SECURITY	1,154	569	2,650	1,938	0	11,745	9,807	17%
204	PENSIONS	2,302	1,163	5,306	3,765	0	12,361	8,596	30%
205	EMPLOYEE AND DEPENDENT INS	4,215	2,637	12,646	7,910	0	33,000	25,090	24%
212	EMPLOYER MEDICARE	270	133	620	453	0	2,766	2,313	16%
299	OTHER FRINGE BENEFITS	0	0	192	0	0	0	0	0%
307	COMMUNICATION	239	158	847	316	0	5,060	4,744	6%
320	DUES AND MEMBERSHIPS	0	0	0	0	0	200	200	0%
330	LEASE/SBITA PAYMENTS	0	0	0	180	0	180	0	100%
334	MAINTENANCE AGREEMENTS	96	113	6,902	305	1,200	10,498	8,993	14%
338	MAINT & REPAIR VEHICLES	0	0	0	0	0	2,000	2,000	0%
348	POSTAL CHARGES	58	0	58	0	0	100	100	0%
350	INTERNET CONNECTIVITY	325	359	896	975	1,313	3,440	1,152	67%
351	RENTALS	1,150	2,576	3,450	7,728	23,184	36,117	5,205	86%
355	TRAVEL	0	0	21	0	0	1,500	1,500	0%
356	TUITION	0	0	0	0	0	800	800	0%
410	CUSTODIAL SUPPLIES	0	0	0	0	0	100	100	0%
411	DATA PROCESSING SUPPLIES	0	0	0	0	0	1,000	1,000	0%
412	DIESEL FUEL	0	0	0	0	1,000	1,000	0	100%
422	FOOD SUPPLIES	81	0	81	0	0	300	300	0%
425	GASOLINE	1,104	296	1,600	620	8,880	9,500	0	100%
435	OFFICE SUPPLIES	0	0	124	16	150	300	134	55%
446	SMALL TOOLS	134	59	765	110	941	2,500	1,449	42%
450	TIRES AND TUBES	0	0	0	0	0	1,000	1,000	0%
451	UNIFORMS	644	0	644	0	0	300	300	0%
453	VEHICLE PARTS	0	0	0	0	0	500	500	0%
499	OTHER SUPPLIES AND MATERIA	0	0	0	0	0	100	100	0%
502	BUILDING AND CONTENTS INSU	0	0	3,484	1,129	0	1,200	71	94%
506	LIABILITY INSURANCE	0	0	585	419	0	600	181	70%
511	INSURANCE-VEHICLE/EQUIP	0	0	2,055	5,533	0	5,800	267	95%
513	WORKERS' COMPENSATION INSU	0	128	0	307	0	200	-107	154%
---		30,908	17,667	87,030	63,842	36,668	318,325	217,815	32%

Obj	Account Level Description	September 2023-24	September 2024-25	2023-24 Spent	2024-25 Spent	Encumbered Amount	2024-25 BUDGET	REMAINING BUDGET	% OF BUDGET
101	GENERAL FUND								
54410	EMERGENCY MANAGEMENT AGENCY								
024	HELENE STORM DAMAGE 9-2024								
599	HELENE STORM DAMAGE 9-2024	0	0	0	0	10,316	0	-10,316	0%
---		0	0	0	0	10,316	0	-10,316	0%
---		30,908	17,667	87,030	63,842	46,984	318,325	207,499	35%
		=====	=====	=====	=====	=====	=====	=====	=====
54420	RESCUE SQUAD & LIFE SAVING CRE								
000	-								
316	CONTRIBUTIONS	43,850	54,800	43,850	54,800	0	109,600	54,800	50%
---		43,850	54,800	43,850	54,800	0	109,600	54,800	50%
---		43,850	54,800	43,850	54,800	0	109,600	54,800	50%
		=====	=====	=====	=====	=====	=====	=====	=====
54490	OTHER EMERGENCY MANAGEMENT								
266	HOMELAND SECURITY GRANT 2022								
316	HOMELAND SECURITY GRANT 20	0	0	0	0	0	218,107	218,107	0%
---		0	0	0	0	0	218,107	218,107	0%
---		0	0	0	0	0	218,107	218,107	0%
		=====	=====	=====	=====	=====	=====	=====	=====
54610	COUNTY MEDICAL EXAMINER								
000	-								
309	CONTRACT W/ GOVT AGENCIES	0	0	0	0	0	315,100	315,100	0%
---		0	0	0	0	0	315,100	315,100	0%
---		0	0	0	0	0	315,100	315,100	0%
		=====	=====	=====	=====	=====	=====	=====	=====
54900	OTHER PUBLIC SAFETY								
000	-								
105	SUPERVISOR'DIRECTOR	797	531	1,859	1,860	0	6,908	5,048	27%
201	SOCIAL SECURITY	49	33	115	115	0	430	315	27%
204	PENSIONS	96	66	224	232	0	840	608	28%
212	EMPLOYER MEDICARE	12	8	27	27	0	110	83	25%
316	CONTRIBUTIONS(E911)	222,500	296,841	445,000	544,341	0	1,633,023	1,088,682	33%
513	WORKERS' COMPENSATION INSU	0	107	0	114	0	10	-104	1,139%
---		223,454	297,586	447,225	546,689	0	1,641,321	1,094,632	33%
---		223,454	297,586	447,225	546,689	0	1,641,321	1,094,632	33%
		=====	=====	=====	=====	=====	=====	=====	=====
55110	LOCAL HEALTH CENTER								
000	-								
131	MEDICAL PERSONNEL	7,400	4,634	22,943	16,217	0	123,990	107,773	13%
162	CLERICAL PERSONNEL	27,014	14,382	55,418	50,337	0	299,385	249,048	17%
166	CUSTODIAL PERSONNEL	3,551	2,067	7,085	7,235	0	28,215	20,981	26%

Obj	Account Level Description	September 2023-24	September 2024-25	2023-24 Spent	2024-25 Spent	Encumbered Amount	2024-25 BUDGET	REMAINING BUDGET	% OF BUDGET
101	GENERAL FUND								
55110	LOCAL HEALTH CENTER								
000	-								
189	OTHER SALARIES AND WAGES	27,821	13,115	48,642	45,901	0	239,742	193,841	19%
201	SOCIAL SECURITY	3,969	2,020	7,988	7,142	0	42,870	35,728	17%
204	PENSIONS	6,602	4,275	14,344	14,961	0	86,420	71,459	17%
205	EMPLOYEE AND DEPENDENT INS	11,277	10,765	33,741	32,295	0	134,400	102,105	24%
212	EMPLOYER MEDICARE	928	472	1,868	1,670	0	10,030	8,360	17%
299	OTHER FRINGE BENEFITS	0	0	0	363	0	2,323	1,960	16%
307	COMMUNICATION (HEALTH DEPT	1,284	1,152	3,855	3,469	0	13,555	10,086	26%
309	CONTR.W'GOV.AG.(SUPPLE.PAY	0	0	0	0	0	17,400	17,400	0%
312	CONTRACTS - PRIVATE AGENCI	260	289	528	695	2,605	3,300	0	100%
320	DUES AND MEMBERSHIPS	0	0	0	0	0	400	400	0%
328	JANITORIAL SERVICES	7,500	7,500	15,000	15,092	89,408	104,500	0	100%
330	LEASE/SBITA PAYMENTS	0	0	0	0	19,200	19,200	0	100%
334	MAINTENANCE AGREEMENTS	1,603	893	19,091	10,665	26,719	40,000	2,615	93%
335	MAINTENANCE & REPAIR - BLD	300	2,160	300	2,160	1,840	7,200	3,200	56%
336	MAINTENANCE & REPAIR - EQU	0	39	920	39	21,406	30,800	9,355	70%
347	PEST CONTROL (HEALTH DEPT)	0	-200	0	-200	1,000	1,000	200	80%
348	POSTAL CHARGES (HEALTH DEP	0	0	0	0	5,000	5,000	0	100%
349	PRINTING	0	0	0	0	0	1,000	1,000	0%
350	INTERNET CONNECTIVITY	-275	-205	-825	-615	0	0	615	0%
351	RENTALS (HEALTH DEPT)	219	1,050	2,631	1,965	10,935	12,900	0	100%
351	DISCOUNTS TAKEN	0	0	-7	-8	0	0	8	0%
355	TRAVEL (HEALTH DEPT)	599	461	708	689	0	6,000	5,311	11%
359	DISPOSAL FEES	0	0	0	0	0	100	100	0%
399	OTHER CONTRACTED SERVICES	1,750	3,575	3,825	5,075	12,925	18,000	0	100%
410	CUSTODIAL SUPP (HEALTH DEP	0	80	99	97	0	2,000	1,903	5%
413	DRUGS & MEDICAL SUPP (HEAL	0	150	57	150	0	22,580	22,430	1%
414	DUPLICATING SUPPLIES	0	0	0	0	2,000	2,000	0	100%
415	ELECTRICITY (HEALTH DEPT)	6,139	4,689	12,213	9,619	0	52,000	42,381	18%
434	NATURAL GAS	45	53	90	105	0	3,200	3,095	3%
435	OFFICE SUPPLIES (HEALTH DE	108	2,208	137	2,358	0	8,000	5,642	29%
454	WATER & SEWER (HEALTH DEPT	1,158	819	1,969	1,676	0	13,000	11,324	13%
499	OTHER SUPP & MATERI (HEALT	328	381	529	1,155	4,067	6,000	779	87%
502	BUILDING AND CONTENTS INSU	0	0	20,028	22,980	0	23,000	20	100%
506	LIABILITY INSURANCE	0	0	4,593	4,269	0	4,900	631	87%
513	WORKERS' COMPENSATION INSU	0	-1,415	0	-429	0	4,924	5,353	-9%
530	FINES, ASSESSMENTS, PENALT	0	22	0	22	0	0	-22	0%
711	FURNITURE AND FIXTURES	0	0	0	0	0	3,000	3,000	0%
---		109,580	75,431	277,770	257,149	197,105	1,392,334	938,081	33%
825	HEALTH DGA GRANT								
131	MEDICAL PERSONNEL/DGA	0	0	0	0	0	160,809	160,809	0%
162	CLERICAL PERSONNEL	40,921	18,740	89,642	64,115	0	242,599	178,485	26%
189	OTHER SALARIES AND WAGES	17,359	25,235	42,447	83,113	0	462,220	379,107	18%
201	SOCIAL SECURITY	3,504	2,601	7,859	8,744	0	53,669	44,925	16%
204	PENSIONS	7,011	5,163	15,878	18,069	0	95,636	77,567	19%
205	EMPLOYEE AND DEPENDENT INS	10,635	12,206	31,992	39,391	0	287,145	247,754	14%
212	EMPLOYER MEDICARE	819	608	1,838	2,045	0	12,525	10,480	16%
299	OTHER FRINGE BENEFITS	0	0	0	171	0	0	-171	0%
355	TRAVEL (HEALTH DEPT)	149	262	332	422	0	15,000	14,578	3%
356	TUITION (HEALTH DEPT)	0	0	0	0	0	1,000	1,000	0%
399	OTHER CONTRACTED SERVICES	0	1,846	0	2,918	7,182	10,100	0	100%

Account Level	September	September	2023-24	2024-25	Encumbered	2024-25	REMAINING	% OF
Obj Description	2023-24	2024-25	Spent	Spent	Amount	BUDGET	BUDGET	BUDGET
101 GENERAL FUND								
55110 LOCAL HEALTH CENTER								
825 HEALTH DGA GRANT								
506 LIABILITY INSURANCE	0	0	0	0	0	7,600	7,600	0%
513 WORKERS' COMPENSATION INSU	0	0	0	1,420	0	2,597	1,177	55%
---	80,398	66,661	189,988	220,408	7,182	1,350,900	1,123,311	17%
---	189,978	142,092	467,758	477,557	204,287	2,743,234	2,061,392	25%
=====	=====	=====	=====	=====	=====	=====	=====	=====
55120 RABIES AND ANIMAL CONTROL								
000 -								
316 CONTRIBUTIONS	0	0	62,500	62,500	0	250,000	187,500	25%
---	0	0	62,500	62,500	0	250,000	187,500	25%
---	0	0	62,500	62,500	0	250,000	187,500	25%
=====	=====	=====	=====	=====	=====	=====	=====	=====
55130 AMBULANCE/EMERGENCY MEDICAL SE								
000 -								
316 CONTRIBUTIONS	201,813	214,313	605,438	642,939	0	2,571,753	1,928,814	25%
502 INSURANCE-BLDG AND CONTENT	0	0	0	631	0	0	-631	0%
---	201,813	214,313	605,438	643,570	0	2,571,753	1,928,183	25%
---	201,813	214,313	605,438	643,570	0	2,571,753	1,928,183	25%
=====	=====	=====	=====	=====	=====	=====	=====	=====
55310 REGIONAL MENTAL HEALTH CENTER								
000 -								
316 CONTRIBUTIONS	8,500	10,500	8,500	10,500	0	21,000	10,500	50%
---	8,500	10,500	8,500	10,500	0	21,000	10,500	50%
---	8,500	10,500	8,500	10,500	0	21,000	10,500	50%
=====	=====	=====	=====	=====	=====	=====	=====	=====
55510 GENERAL WELFARE ASSISTANCE								
000 -								
341 PAUPER BURIALS	600	1,200	5,056	1,200	0	30,000	28,800	4%
---	600	1,200	5,056	1,200	0	30,000	28,800	4%
---	600	1,200	5,056	1,200	0	30,000	28,800	4%
=====	=====	=====	=====	=====	=====	=====	=====	=====
55720 SANITATION EDUCATION/INFORMATI								
000 -								
140 SALARY SUPPLEMENTS	0	0	0	800	0	800	0	100%
189 OTHER SALARIES & WAGES	6,682	4,774	8,909	14,323	0	62,070	47,747	23%
201 SOCIAL SECURITY	398	283	529	904	0	3,860	2,956	23%
204 PENSIONS	804	597	1,072	1,790	0	7,600	5,810	24%
205 EMPLOYEE AND DEPENDENT INS	1,774	1,414	2,661	3,535	0	17,650	14,115	20%
212 EMPLOYER MEDICARE	93	66	124	211	0	910	699	23%

Obj	Account Level Description	September 2023-24	September 2024-25	2023-24 Spent	2024-25 Spent	Encumbered Amount	2024-25 BUDGET	REMAINING BUDGET	% OF BUDGET
101	GENERAL FUND								
55720	SANITATION EDUCATION/INFORMATI								
000	-								
302	ADVERTISING	500	350	15,500	15,650	0	28,000	12,350	56%
499	OTHER SUPPLIES & MATERIALS	0	0	0	0	0	9,300	9,300	0%
513	WORKERS' COMPENSATION INSU	0	209	0	1,057	0	900	-157	117%
---		10,251	7,693	28,795	38,270	0	131,090	92,820	29%
---		10,251	7,693	28,795	38,270	0	131,090	92,820	29%
=====									
56100	ADULT ACTIVITIES								
000	-								
316	CONTRIBUTIONS	60,500	62,739	60,500	62,739	0	125,477	62,738	50%
---		60,500	62,739	60,500	62,739	0	125,477	62,738	50%
---		60,500	62,739	60,500	62,739	0	125,477	62,738	50%
=====									
56500	LIBRARIES								
000	-								
103	ASSISTANT(S)	5,676	8,202	14,348	28,386	0	106,621	78,235	27%
105	SUPERVISOR/DIRECTOR	7,404	5,256	16,795	18,236	0	68,329	50,093	27%
106	DEPUTY(IES)	28,159	14,735	58,873	56,055	0	219,856	163,801	25%
169	PART-TIME PERSONNEL	18,882	14,933	40,094	48,078	0	193,500	145,422	25%
201	SOCIAL SECURITY	3,679	2,627	7,910	9,197	0	36,478	27,281	25%
204	PENSIONS	4,528	3,508	9,933	11,821	0	52,769	40,948	22%
205	EMPLOYEE AND DEPENDENT INS	5,777	5,044	17,999	16,573	0	72,000	55,427	23%
206	LIFE INSURANCE	0	0	0	0	0	2,500	2,500	0%
212	EMPLOYER MEDICARE	860	614	1,850	2,151	0	8,534	6,383	25%
307	COMMUNICATION	66	64	165	160	0	850	690	19%
312	CONTRACTS WITH PRIVATE AGE	114	150	502	290	9,750	11,770	1,730	85%
316	CONTRIBUTIONS	-25,500	0	0	0	0	0	0	0%
317	DATA PROCESSING SERVICES	54	0	94	0	0	220	220	0%
320	DUES AND MEMBERSHIPS	0	0	0	0	375	375	0	100%
330	LEASE/SBITA PAYMENTS	0	0	0	544	8,237	8,781	0	100%
333	LICENSES	0	0	375	375	1,650	1,650	-375	123%
334	MAINTENANCE AGREEMENTS	946	725	4,604	3,432	18,808	22,840	600	97%
335	MAINTENANCE & REPAIR - BLD	1,108	0	1,108	0	1,400	8,500	7,100	16%
347	PEST CONTROL	0	0	176	176	575	750	0	100%
348	POSTAL CHARGES	0	0	0	0	0	250	250	0%
349	PRINTING, STATIONERY AND F	0	1,115	0	1,115	0	1,120	5	100%
350	INTERNET CONNECTIVITY	581	240	1,062	1,062	0	3,330	2,268	32%
351	RENTALS	375	375	1,125	1,125	3,375	4,500	0	100%
356	TUITION	0	0	0	0	0	100	100	0%
359	DISPOSAL FEES	0	0	0	0	0	30	30	0%
410	CUSTODIAL SUPPLIES	19	347	92	1,051	0	3,000	1,949	35%
411	DATA PROCESSING SUPPLIES	0	0	1,654	77	300	3,029	2,652	12%
415	ELECTRICITY	1,630	1,588	3,162	3,206	0	18,000	14,794	18%
432	LIBRARY BOOKS	7,591	5,686	18,115	24,202	46,771	79,000	8,027	90%
434	NATURAL GAS	56	64	171	192	0	1,300	1,108	15%
435	OFFICE SUPPLIES	515	212	737	1,139	0	3,975	2,836	29%
437	PERIODICALS	0	99	631	650	3,164	4,400	586	87%
454	WATER AND SEWER	187	223	363	425	0	2,000	1,575	21%

Obj	Account Level Description	September 2023-24	September 2024-25	2023-24 Spent	2024-25 Spent	Encumbered Amount	2024-25 BUDGET	REMAINING BUDGET	% OF BUDGET
101	GENERAL FUND								
56500	LIBRARIES								
000	-								
471	SOFTWARE	0	0	0	0	0	1,225	1,225	0%
499	OTHER SUPPLIES AND MATERIA	1,421	15	1,558	1,237	0	6,005	4,768	21%
502	BUILDING AND CONTENTS INSU	0	0	6,663	7,515	0	7,515	0	100%
506	LIABILITY INSURANCE	0	0	3,581	3,365	0	3,022	-343	111%
513	WORKERS' COMPENSATION INSU	0	-433	0	104	0	600	496	17%
709	DATA PROCESSING EQUIPMENT	0	0	0	0	0	6,000	6,000	0%
711	FURNITURE AND FIXTURES	0	0	0	0	0	800	800	0%
---		64,128	65,389	213,740	241,939	94,405	965,524	629,181	35%
170	CITY OF JOHNSON CITY								
316	JC/WASH COUNTY PUBLIC LIBR	38,000	12,500	38,000	38,000	0	127,000	89,000	30%
---		38,000	12,500	38,000	38,000	0	127,000	89,000	30%
755	TOP GRANT FY25								
312	TECH TRAINING - TOP GRANT	0	0	0	0	0	500	500	0%
350	INTERNET CONNECTIVITY - TO	0	740	0	740	0	4,800	4,060	15%
---		0	740	0	740	0	5,300	4,560	14%
759	WEST END SENIOR FOUNDATION								
312	CONTRACTS - PRIVATE AGENCI	0	0	200	0	0	0	0	0%
499	OTHER SUPPLIES AND MATERIA	0	0	375	0	0	0	0	0%
---		0	0	575	0	0	0	0	0%
761	LIBRARY EMER CONNECTIVITY FUND								
350	INTERNET - FCC ECF GRANT	0	0	681	340	0	870	530	39%
---		0	0	681	340	0	870	530	39%
---		102,128	78,629	252,996	281,019	94,405	1,098,694	723,271	34%
=====									
56900	OTHER SOCIAL, CULTURAL & RECRE								
000	-								
316	CONTRIBUTIONS	15,000	0	40,000	25,000	0	115,000	90,000	22%
---		15,000	0	40,000	25,000	0	115,000	90,000	22%
---		15,000	0	40,000	25,000	0	115,000	90,000	22%
=====									
57100	AGRICULTURAL EXTENSION SERVICE								
000	-								
309	CONTRACTS WITH GOVERNMENT	0	0	0	0	0	634,496	634,496	0%
312	CONTRACTS - PRIVATE AGENCI	0	55	120	165	655	820	0	100%
320	DUES AND MEMBERSHIPS	0	0	0	0	0	900	900	0%

Obj	Account Level Description	September 2023-24	September 2024-25	2023-24 Spent	2024-25 Spent	Encumbered Amount	2024-25 BUDGET	REMAINING BUDGET	% OF BUDGET
101	GENERAL FUND								
57100	AGRICULTURAL EXTENSION SERVICE								
000	-								
328	JANITORIAL SERVICES	381	0	1,143	0	0	4,575	4,575	0%
334	MAINTENANCE AGREEMENTS	0	125	1,710	1,412	513	2,700	775	71%
335	MAINTENANCE & REPAIR - BLD	0	0	0	0	0	2,000	2,000	0%
347	PEST CONTROL	0	0	550	600	0	600	0	100%
347	DISCOUNTS TAKEN	0	0	0	-50	0	0	50	0%
350	INTERNET CONNECTIVITY	239	239	718	718	0	3,000	2,282	24%
351	RENTALS	264	299	3,263	3,335	2,665	8,000	2,000	75%
351	DISCOUNTS TAKEN	-3	-3	-7	-9	0	0	9	0%
355	TRAVEL	640	200	1,923	488	0	15,000	14,512	3%
356	TUITION	0	0	50	0	0	600	600	0%
410	CUSTODIAL SUPPLIES	0	109	0	272	49	1,000	679	32%
411	DATA PROCESSING SUPPLIES	0	0	500	0	0	2,500	2,500	0%
415	ELECTRICITY	317	290	605	589	0	2,800	2,211	21%
434	NATURAL GAS	42	50	85	100	0	1,000	900	10%
435	OFFICE SUPPLIES	0	267	436	333	358	4,000	3,309	17%
454	WATER & SEWER	69	69	127	141	0	1,200	1,059	12%
499	OTHER SUPP & MATERIALS	0	38	236	522	85	5,100	4,493	12%
502	BUILDING AND CONTENTS INSU	0	0	1,250	1,437	0	1,500	63	96%
511	INSURANCE-VEHICLE/EQUIP	0	0	18	0	0	0	0	0%
709	DATA PROCESSING EQUIPMENT	0	0	0	0	0	3,000	3,000	0%
711	FURNITURE AND FIXTURES	0	0	138	0	0	0	0	0%
---		1,949	1,738	12,865	10,053	4,325	694,791	680,413	2%
---		1,949	1,738	12,865	10,053	4,325	694,791	680,413	2%
=====									
57300	FOREST SERVICE								
000	-								
326	FOREST RESOURCE SERVICES	0	0	0	0	0	1,500	1,500	0%
---		0	0	0	0	0	1,500	1,500	0%
---		0	0	0	0	0	1,500	1,500	0%
=====									
57500	SOIL CONSERVATION								
000	-								
189	OTHER SALARIES & WAGES	16,034	12,101	37,159	41,873	0	157,310	115,437	27%
201	SOCIAL SECURITY	963	717	2,209	2,496	0	9,760	7,264	26%
204	PENSIONS	1,929	1,513	4,470	5,234	0	19,670	14,436	27%
205	EMPLOYEE AND DEPENDENT INS	3,285	3,548	9,856	10,645	0	44,300	33,655	24%
212	EMPLOYER MEDICARE	225	168	517	584	0	2,310	1,726	25%
506	INSURANCE-LIABILITY	0	0	0	534	0	0	-534	0%
513	WORKERS' COMPENSATION INSU	0	1,026	0	1,182	0	200	-982	591%
---		22,436	19,073	54,211	62,548	0	233,550	171,002	27%
---		22,436	19,073	54,211	62,548	0	233,550	171,002	27%
=====									

Obj	Account Level Description	September 2023-24	September 2024-25	2023-24 Spent	2024-25 Spent	Encumbered Amount	2024-25 BUDGET	REMAINING BUDGET	% OF BUDGET
101	GENERAL FUND								
57800	STORM WATER MANAGEMENT								
000	-								
321	ENGINEERING SERVICES	4,000	4,000	4,000	4,100	25,900	30,000	0	100%
333	LICENSES (STORM WATER MGT)	0	0	0	0	0	3,500	3,500	0%
---		4,000	4,000	4,000	4,100	25,900	33,500	3,500	90%
---		4,000	4,000	4,000	4,100	25,900	33,500	3,500	90%
=====									
57900	OTHER AGRICULTURE & NATURAL RE								
000	-								
316	OTHER AG CONTRIBUTIONS	0	0	0	5,000	0	5,000	0	100%
599	OTHER AGRICULTURE CHARGES	0	0	0	0	0	2,500	2,500	0%
---		0	0	0	5,000	0	7,500	2,500	67%
---		0	0	0	5,000	0	7,500	2,500	67%
=====									
58110	TOURISM								
000	-								
316	CONTRIBUTIONS	0	0	10,000	10,000	0	10,000	0	100%
---		0	0	10,000	10,000	0	10,000	0	100%
---		0	0	10,000	10,000	0	10,000	0	100%
=====									
58190	OTHER ECONOMIC AND COMMUNITY D								
000	-								
305	AUDIT SERVICES	0	0	0	0	0	14,000	14,000	0%
309	CONTRACTS WITH GOVERNMENT	0	0	0	0	0	687,500	687,500	0%
316	ECONOMIC DEVELOPMENT CONTR	45,131	50,000	70,615	70,615	0	220,615	150,000	32%
399	OTHER CONTRACTED SERVICES	0	0	0	0	0	65,000	65,000	0%
599	WORK KEYS TESTING	0	0	0	0	0	30,000	30,000	0%
---		45,131	50,000	70,615	70,615	0	1,017,115	946,500	7%
431	WCIP 37 ACRE DEVELOPMENT 2022								
724	SITE DEVELOPMENT WCIP 37 A	0	0	1,000	1,000	0	0	-1,000	0%
---		0	0	1,000	1,000	0	0	-1,000	0%
---		45,131	50,000	71,615	71,615	0	1,017,115	945,500	7%
=====									
58220	AIRPORT								
000	-								
316	CONTRIBUTION - TCAA FTZ	4,870	0	4,870	4,964	0	19,854	14,891	25%
---		4,870	0	4,870	4,964	0	19,854	14,891	25%
---		4,870	0	4,870	4,964	0	19,854	14,891	25%
=====									

Obj	Account Level Description	September 2023-24	September 2024-25	2023-24 Spent	2024-25 Spent	Encumbered Amount	2024-25 BUDGET	REMAINING BUDGET	% OF BUDGET
101	GENERAL FUND								
58300	VETERANS' SERVICES								
000	-								
189	OTHER SALARIES & WAGES	4,489	5,909	10,324	18,568	0	76,900	58,332	24%
201	SOCIAL SECURITY	276	357	632	1,122	0	4,800	3,678	23%
204	PENSIONS	540	739	1,242	2,321	0	9,600	7,279	24%
205	EMPLOYEE AND DEPENDENT INS	0	1,414	0	4,241	0	17,700	13,459	24%
212	EMPLOYER MEDICARE	64	83	148	262	0	1,120	858	23%
302	ADVERTISING	0	0	0	160	0	400	240	40%
307	COMMUNICATION	84	44	167	169	0	1,200	1,031	14%
312	CONTRACTS - PRIVATE AGENCI	0	59	57	122	278	480	80	83%
320	VSO DUES	0	50	0	50	0	300	250	17%
334	MAINTENANCE AGREEMENTS	0	0	898	0	0	625	625	0%
348	POSTAL CHARGES	133	0	133	0	0	300	300	0%
349	PRINTING, STATIONERY AND F	0	0	0	0	0	500	500	0%
355	TRAVEL	732	0	732	1,187	0	4,000	2,813	30%
399	OTHER CONTRACTED SERVICES	5,400	4,788	14,364	14,364	0	28,250	13,886	51%
435	OFFICE SUPPLIES	0	324	372	1,989	0	3,000	1,011	66%
499	OTHER SUPPLIES AND MATERIA	0	0	0	0	0	1,150	1,150	0%
506	INSURANCE-LIABILITY	0	0	0	178	0	0	-178	0%
513	WORKERS' COMPENSATION INSU	0	405	0	447	0	100	-347	447%
709	DATA PROCESSING EQUIPMENT	0	0	0	0	0	2,200	2,200	0%
711	FURNITURE AND FIXTURES	0	0	0	0	0	900	900	0%
---		11,718	14,172	29,069	45,180	278	153,525	108,067	30%
---		11,718	14,172	29,069	45,180	278	153,525	108,067	30%
=====									
58500	CONTRIBUTIONS TO OTHER AGENCIE								
000	-								
316	CONTRIBUTIONS	0	0	0	0	0	40,500	40,500	0%
---		0	0	0	0	0	40,500	40,500	0%
---		0	0	0	0	0	40,500	40,500	0%
=====									
---		4,889,146	4,410,323	13,460,635	15,863,160	3,995,673	64,750,563	44,891,762	31%
=====									

Obj	Account Level Description	September 2023-24	September 2024-25	2023-24 Spent	2024-25 Spent	Encumbered Amount	2024-25 BUDGET	REMAINING BUDGET	% OF BUDGET
116	SOLID WASTE FUND								
55732	CONVENIENCE CENTERS								
000	-								
105	SUPERVISOR'DIRECTOR	7,488	5,312	17,312	18,432	0	69,056	50,624	27%
141	FOREMEN	5,280	3,520	7,040	11,037	0	50,960	39,923	22%
147	TRUCK DRIVERS	16,693	13,203	40,315	45,571	0	176,640	131,069	26%
164	ATTENDANTS	45,247	35,941	103,925	123,873	0	474,920	351,047	26%
169	PART-TIME PERSONNEL	6,889	2,601	16,581	10,867	0	86,544	75,677	13%
201	SOCIAL SECURITY	4,886	3,564	10,988	12,406	0	53,250	40,844	23%
202	ADMINISTRATIVE FEES	60	0	60	0	0	0	0	0%
204	PENSIONS	8,560	6,437	19,303	22,625	0	96,450	73,826	23%
205	EMPLOYEE AND DEPENDENT INS	16,336	18,145	46,347	57,309	0	250,400	193,091	23%
206	LIFE INSURANCE	79	97	238	290	0	0	-290	0%
212	EMPLOYER MEDICARE	1,143	834	2,570	2,901	0	12,620	9,719	23%
307	COMMUNICATION	247	250	494	500	0	3,200	2,700	16%
308	CONSULTANTS	0	0	0	0	0	3,000	3,000	0%
312	CONTRACTS - PRIVATE AGENCI	17	55	110	175	458	1,050	418	60%
320	DUES AND MEMBERSHIPS	0	0	150	0	0	200	200	0%
322	EVALUATION AND TESTING	0	0	0	0	350	500	150	70%
333	LICENSES	0	0	26	0	0	75	75	0%
335	MAINTENANCE & REPAIR - BLD	0	0	0	0	1,633	8,000	6,367	20%
336	MAINTENANCE & REPAIR - EQU	7,317	2,878	9,977	10,765	6,285	44,940	27,890	38%
338	MAINTENANCE & REPAIR - VEH	6,846	0	7,083	3,239	6,661	40,000	30,100	25%
348	POSTAL CHARGES	0	0	0	0	0	100	100	0%
350	INTERNET CONNECTIVITY	261	411	467	653	0	5,000	4,347	13%
351	RENTALS	1,667	1,667	8,467	8,467	13,433	22,000	100	100%
353	TOWING SERVICES	0	0	0	0	450	750	300	60%
355	TRAVEL	0	321	0	321	0	1,000	679	32%
356	REGISTRATION FEES	0	0	0	0	0	400	400	0%
359	DISPOSAL FEES	38,545	40,625	80,019	80,299	1,950	555,000	472,751	15%
399	OTHER CONTRACTED SERVICES	0	54	0	54	246	60	-240	500%
410	CUSTODIAL SUPPLIES	237	0	732	430	0	1,500	1,070	29%
412	DIESEL FUEL	5,791	4,490	11,622	9,956	32,044	110,000	68,000	38%
415	ELECTRICITY	719	724	1,364	1,498	0	10,000	8,502	15%
418	EQUIPMENT AND MACHINERY PA	201	329	406	768	3,156	11,000	7,076	36%
424	GARAGE SUPPLIES	148	186	155	190	810	2,000	1,000	50%
425	GASOLINE	671	648	1,511	1,179	6,321	14,000	6,500	54%
426	GENERAL CONSTRUCTION MATER	131	53	273	174	826	2,000	1,000	50%
429	INSTRUCTIONAL SUPPLIES & M	0	800	0	800	0	2,000	1,200	40%
433	LUBRICANTS	1,224	16	1,737	510	3,090	6,000	2,400	60%
435	OFFICE SUPPLIES	38	0	150	0	0	1,500	1,500	0%
442	PROPANE GAS	85	97	204	194	506	1,400	700	50%
446	SMALL TOOLS	47	0	53	0	600	1,000	400	60%
450	TIRES AND TUBES	92	2,885	211	2,976	5,024	25,000	17,000	32%
451	UNIFORMS	0	0	0	0	400	2,600	2,200	15%
453	VEHICLE PARTS	8	0	222	22	1,078	4,000	2,900	28%
454	WATER AND SEWER	193	183	458	349	167	2,500	1,985	21%
462	WIRE	0	0	4,409	0	3,866	8,000	4,134	48%
499	OTHER SUPPLIES & MATERIALS	617	39	1,305	91	650	4,700	3,959	16%
502	BUILDING AND CONTENTS INSU	0	0	309	320	0	350	30	91%
506	LIABILITY INSURANCE	0	0	4,773	3,941	0	5,000	1,059	79%
510	TRUSTEE'S COMMISSION	1,496	1,929	1,976	2,388	0	23,000	20,612	10%
511	VEHICLE AND EQUIPMENT INSU	0	0	9,094	10,641	0	12,000	1,359	89%
513	WORKERS' COMPENSATION INSU	0	0	20,617	20,427	0	20,500	73	100%
515	LIABILITY CLAIMS	0	0	0	0	0	500	500	0%
590	TRANSFERS TO OTHER FUNDS	0	0	0	0	0	32,000	32,000	0%

Account Level	September	September	2023-24	2024-25	Encumbered	2024-25	REMAINING	% OF
Obj Description	2023-24	2024-25	Spent	Spent	Amount	BUDGET	BUDGET	BUDGET
116 SOLID WASTE FUND								
55732 CONVENIENCE CENTERS								
000 -								
733 SOLID WASTE EQUIPMENT	0	3,800	0	3,800	0	32,000	28,200	12%
---	179,259	152,094	433,053	470,438	90,004	2,290,665	1,730,226	24%
---	179,259	152,094	433,053	470,438	90,004	2,290,665	1,730,226	24%
=====	=====	=====	=====	=====	=====	=====	=====	=====
55759 OTHER WASTE DISPOSAL								
000 -								
164 ATTENDANTS	4,008	2,992	9,192	10,312	0	38,955	28,643	26%
201 SOCIAL SECURITY	248	186	570	639	0	2,450	1,811	26%
204 PENSIONS	482	374	1,106	1,289	0	4,870	3,581	26%
212 EMPLOYER MEDICARE	58	43	133	150	0	580	430	26%
307 COMMUNICATION	0	0	0	0	0	1,000	1,000	0%
312 CONTRACTS WITH PRIVATE AGE	6,605	3,485	6,605	9,930	45,070	105,000	50,000	52%
333 LICENSES	0	0	0	0	0	100	100	0%
335 MAINTENANCE & REPAIR - BLD	0	0	0	0	0	400	400	0%
336 MAINTENANCE & REPAIR - EQU	0	0	0	0	0	500	500	0%
361 PERMITS	0	0	0	0	0	300	300	0%
410 CUSTODIAL SUPPLIES	0	0	0	0	0	200	200	0%
415 ELECTRICITY	43	67	80	138	0	1,200	1,062	12%
454 WATER AND SEWER	13	16	41	55	0	250	195	22%
499 OTHER SUPPLIES AND MATERIA	0	0	0	0	0	500	500	0%
---	11,457	7,163	17,727	22,513	45,070	156,305	88,722	43%
---	11,457	7,163	17,727	22,513	45,070	156,305	88,722	43%
=====	=====	=====	=====	=====	=====	=====	=====	=====
---	190,716	159,257	450,780	492,951	135,074	2,446,970	1,818,948	26%
=====	=====	=====	=====	=====	=====	=====	=====	=====

Account Level	September	September	2023-24	2024-25	Encumbered	2024-25	REMAINING	% OF
Obj Description	2023-24	2024-25	Spent	Spent	Amount	BUDGET	BUDGET	BUDGET
122 DRUG FUND								
54150 DRUG ENFORCEMENT								
000 -								
312 CONTRACTS - PRIVATE AGENCI	0	0	0	0	0	5,000	5,000	0%
316 CONTRIBUTIONS	0	0	0	0	0	1,000	1,000	0%
319 CONFIDENTIAL DRUG ENFORC P	0	0	5,000	5,000	0	10,000	5,000	50%
320 DUES AND MEMBERSHIPS	0	0	0	0	0	250	250	0%
333 LICENSES	0	0	0	0	0	120	120	0%
355 TRAVEL	3,685	0	4,224	0	0	10,000	10,000	0%
431 LAW ENFORCEMENT SUPPLIES	0	0	1,165	0	2,990	10,000	7,010	30%
499 OTHER SUPPLIES AND MATERIA	0	0	0	0	0	9,500	9,500	0%
510 TRUSTEE'S COMMISSION	26	49	506	99	0	600	501	17%
716 LAW ENFORCEMENT EQUIPMENT	0	0	0	0	0	11,926	11,926	0%
718 MOTOR VEHICLES	0	2,140	0	87,814	5,541	99,624	6,269	94%
---	3,711	2,189	10,895	92,913	8,531	158,020	56,576	64%
---	3,711	2,189	10,895	92,913	8,531	158,020	56,576	64%
-----	-----	-----	-----	-----	-----	-----	-----	-----
---	3,711	2,189	10,895	92,913	8,531	158,020	56,576	64%
-----	-----	-----	-----	-----	-----	-----	-----	-----

Account Level	September	September	2023-24	2024-25	Encumbered	2024-25	REMAINING	% OF
Obj Description	2023-24	2024-25	Spent	Spent	Amount	BUDGET	BUDGET	BUDGET
127	ARPA - SPECIAL REVENUE FUND							
58831	AMERICAN RESCUE PLAN 2021-22							
060	ARPA REVENUE LOSS							
799 WATER PROJECTS CONSULTING	0	0	0	0	3,000	0	-3,000	0%
799 JB WATERLINE CREW - ARPA	0	0	74,203	0	0	300,000	300,000	0%
799 JB WATERLINE MATERIALS - A	0	0	0	0	0	1,200,000	1,200,000	0%
799 JB W/LINE DRY CREEK	0	0	18,257	0	0	0	0	0%
799 JB W/LINE TAYLOR BRIDGE	0	0	498,073	0	0	0	0	0%
799 JB W/LINE JACKSON BRIDGE	0	0	173,635	0	0	0	0	0%
799 CHUCKEY ARPA WATER PROJECT	0	0	0	0	0	1,010,000	1,010,000	0%
---	0	0	764,168	0	3,000	2,510,000	2,507,000	0%
---	0	0	764,168	0	3,000	2,510,000	2,507,000	0%
=====								
58832	ARPA GRANT 2 - TN WATER INFRAS							
301	TDEC ARPA WATER PROJECTS							
799 TDEC ARPA WATERLINE CONSTR	372,606	0	372,606	0	0	2,267,294	2,267,294	0%
---	372,606	0	372,606	0	0	2,267,294	2,267,294	0%
---	372,606	0	372,606	0	0	2,267,294	2,267,294	0%
=====								
---	372,606	0	1,136,774	0	3,000	4,777,294	4,774,294	0%
=====								

Account Level	September	September	2023-24	2024-25	Encumbered	2024-25	REMAINING	% OF
Obj Description	2023-24	2024-25	Spent	Spent	Amount	BUDGET	BUDGET	BUDGET
128								
55170								
000								
590 TRANSFERS TO OTHER FUNDS	0	0	0	0	0	186,000	186,000	0%
---	0	0	0	0	0	186,000	186,000	0%
---	0	0	0	0	0	186,000	186,000	0%
---	0	0	0	0	0	186,000	186,000	0%

Obj	Account Level Description	September 2023-24	September 2024-25	2023-24 Spent	2024-25 Spent	Encumbered Amount	2024-25 BUDGET	REMAINING BUDGET	% OF BUDGET
131	HIGHWAY FUND								
61000	ADMINISTRATION								
000	-								
101	COUNTY OFFICIAL	11,431	12,003	34,293	36,008	0	144,032	108,024	25%
103	ASSISTANT	10,387	7,245	24,072	25,197	0	94,185	68,988	27%
120	COMPUTER PROGRAMMER(S)	5,813	4,195	13,173	14,523	0	54,540	40,017	27%
161	SECRETARY(S)	13,150	9,646	30,132	33,202	0	122,285	89,083	27%
189	OTHER SALARIES & WAGES	1,650	1,100	3,850	3,850	0	17,650	13,800	22%
201	SOCIAL SECURITY	2,591	2,073	6,432	6,862	0	26,240	19,378	26%
202	HANDLING CHARGES & ADMINIS	151	0	151	0	0	1,000	1,000	0%
204	PENSIONS	5,104	4,274	11,905	14,098	0	52,140	38,042	27%
205	EMPLOYEE AND DEPENDENT INS	3,311	4,269	9,932	12,806	0	53,500	40,694	24%
206	LIFE INSURANCE	8,634	453	15,649	1,301	0	12,700	11,399	10%
210	UNEMPLOYMENT COMPENSATION	0	0	0	0	0	13,500	13,500	0%
212	EMPLOYER MEDICARE	606	485	1,504	1,605	0	6,320	4,715	25%
299	OTHER FRINGE BENEFITS	0	0	159	153	0	600	447	26%
302	ADVERTISING	0	0	0	0	0	2,000	2,000	0%
307	COMMUNICATION	198	230	1,187	1,013	0	10,000	8,988	10%
312	CONTRACTS - PRIVATE AGENCI	0	0	473	0	400	5,500	5,100	7%
320	DUES AND MEMBERSHIPS	0	0	4,797	4,797	0	5,500	703	87%
322	EVALUATION AND TESTING	406	283	1,714	1,115	5,285	6,500	100	98%
327	FREIGHT EXPENSES	0	0	0	0	0	1,000	1,000	0%
328	JANITORIAL SERVICES	800	500	1,300	900	4,100	5,200	200	96%
330	LEASE/SBITA PAYMENTS	0	0	0	0	8,610	8,610	0	100%
332	LEGAL NOTICES, RECORDING A	22	0	22	72	428	2,500	2,000	20%
333	LICENSES	0	0	0	0	0	1,000	1,000	0%
334	MAINTENANCE AGREEMENTS	124	204	199	204	3,086	6,390	3,100	51%
335	MAINTENANCE & REPAIR - BLD	0	0	0	0	0	2,000	2,000	0%
337	MAINTENANCE & REPAIR - OFF	0	0	0	0	150	200	50	75%
347	PEST CONTROL	60	75	120	225	775	1,000	0	100%
348	POSTAL CHARGES	0	0	0	0	0	150	150	0%
349	PRINTING	138	0	138	110	0	1,500	1,390	7%
350	INTERNET CONNECTIVITY	345	345	1,034	1,034	0	4,000	2,966	26%
351	RENTALS	123	0	369	0	1,476	1,500	24	98%
355	TRAVEL	0	0	344	189	0	5,000	4,811	4%
356	REGISTRATION FEES	0	0	375	400	0	1,400	1,000	29%
399	OTHER CONTRACTED SERVICES	0	0	0	0	0	1,000	1,000	0%
410	CUSTODIAL SUPPLIES	360	235	360	235	0	1,500	1,265	16%
411	DATA PROCESSING SUPPLIES	0	0	0	610	0	2,000	1,390	30%
415	ELECTRICITY	328	335	632	661	0	5,000	4,339	13%
426	GENERAL CONSTRUCTION MATER	0	0	0	0	0	500	500	0%
434	NATURAL GAS	47	54	94	109	0	3,000	2,891	4%
435	OFFICE SUPPLIES	0	0	129	314	0	3,000	2,686	10%
454	WATER AND SEWER	92	216	192	334	0	2,000	1,666	17%
499	OTH.SUPPLIES & MAT(SAFETY	0	139	0	139	0	3,000	2,861	5%
502	BUILDING AND CONTENTS INSU	0	0	15,379	16,915	0	18,000	1,085	94%
506	LIABILITY INSURANCE	0	0	14,355	15,602	0	15,610	8	100%
510	TRUSTEE'S COMMISSION	7,455	8,246	14,256	15,272	0	133,000	117,728	11%
511	VEHICLE AND EQUIPMENT INSU	0	0	78,864	88,721	0	88,721	0	100%
513	WORKERS' COMPENSATION INSU	0	0	81,026	100,495	0	119,669	19,174	84%
530	FINES, ASSESSMENTS, PENALT	0	0	0	0	0	50	50	0%
599	OTHER CHARGES	0	0	0	0	0	350	350	0%
707	BUILDING IMPROVEMENTS	0	0	0	0	0	20,000	20,000	0%
709	DATA PROCESSING EQUIPMENT	0	0	0	0	0	6,800	6,800	0%
---		73,326	56,605	368,611	399,071	24,310	1,092,842	669,462	39%

Obj	Account Level Description	September 2023-24	September 2024-25	2023-24 Spent	2024-25 Spent	Encumbered Amount	2024-25 BUDGET	REMAINING BUDGET	% OF BUDGET
131	HIGHWAY FUND								
61000	ADMINISTRATION								
000	-								
---		73,326	56,605	368,611	399,071	24,310	1,092,842	669,462	39%
		=====	=====	=====	=====	=====	=====	=====	=====
62000	HIGHWAY AND BRIDGE MAINTENANCE								
000	-								
105	SUPERVISOR'DIRECTOR	9,190	6,446	21,236	22,402	0	83,805	61,403	27%
141	FOREMAN	23,522	14,965	68,566	51,596	0	270,400	218,804	19%
144	EQUIPMENT OPERATORS - HEAV	49,026	34,783	101,105	121,735	0	545,106	423,371	22%
145	EQUIPMENT OPERATORS - LIGH	22,154	18,936	47,902	64,077	0	311,064	246,987	21%
147	TRUCK DRIVERS	43,982	36,467	96,632	130,001	0	551,917	421,916	24%
149	LABORERS	53,064	40,302	118,189	139,076	0	459,098	320,022	30%
169	PART-TIME PERSONNEL	0	0	0	0	0	3,900	3,900	0%
187	OVERTIME PAY	0	1,248	0	1,248	0	4,000	2,752	31%
201	SOCIAL SECURITY	12,096	9,011	26,997	31,435	0	141,150	109,715	22%
204	PENSIONS	20,523	17,744	48,111	61,252	0	274,550	213,298	22%
205	EMPLOYEE AND DEPENDENT INS	40,148	51,176	121,777	152,470	0	605,500	453,030	25%
212	EMPLOYER MEDICARE	2,829	2,107	6,314	7,352	0	33,450	26,098	22%
299	OTHER FRINGE BENEFITS	0	0	102	33	0	300	267	11%
307	COMMUNICATION	350	322	1,020	966	0	6,000	5,034	16%
312	CONTRACTS WITH PRIVATE AGE	0	459	749	459	3,000	49,200	45,741	7%
321	ENGINEERING SERVICES	0	0	0	0	10,000	15,000	5,000	67%
327	FREIGHT EXPENSES	24	0	787	0	0	1,000	1,000	0%
330	LEASE/SBITA PAYMENTS	0	0	0	749	51	800	0	100%
335	MAINTENANCE AND REPAIR BLD	0	0	0	0	0	3,000	3,000	0%
336	MAINTENANCE & REPAIR - EQU	0	0	0	0	0	5,000	5,000	0%
350	INTERNET CONNECTIVITY	121	121	362	362	0	1,600	1,238	23%
351	RENTALS	0	88	0	88	0	1,500	1,412	6%
359	DISPOSAL FEES	0	0	548	0	1,000	1,000	0	100%
361	PERMITS	480	0	480	0	0	2,000	2,000	0%
408	CONCRETE	0	568	0	645	663	10,000	8,692	13%
409	CRUSHED STONE	32,276	4,398	40,403	8,807	42,193	83,000	32,000	61%
411	DATA PROCESSING SUPPLIES	0	0	0	0	0	1,500	1,500	0%
412	DIESEL FUEL	16,191	8,846	28,309	30,727	72,273	150,000	47,000	69%
415	ELECTRICITY	-3,477	748	1,414	1,547	0	10,000	8,453	15%
417	EQUIPMENT PARTS'LIGHT	112	0	248	119	0	1,200	1,081	10%
420	FERTILIZER	0	0	0	88	491	4,000	3,421	14%
425	GASOLINE	8,751	5,361	17,028	24,396	27,604	95,000	43,000	55%
426	GENERAL CONSTRUCTION MATER	808	142	1,736	325	510	10,000	9,166	8%
427	ICE	0	0	0	0	100	400	300	25%
436	OTHER ROAD MATERIALS - PAI	0	0	0	17,466	0	80,000	62,534	22%
440	PIPE - METAL	0	0	0	18	10,000	50,000	39,982	20%
444	SALT	0	0	0	0	30,000	80,000	50,000	38%
446	SMALL TOOLS	29	0	455	0	0	7,500	7,500	0%
451	UNIFORMS	752	3,375	10,609	17,093	4,768	25,000	3,139	87%
454	WATER AND SEWER	144	83	271	236	0	2,000	1,764	12%
467	FENCING	0	0	0	0	28	5,000	4,972	1%
468	CHEMICALS	0	0	0	0	0	15,000	15,000	0%
499	OTHER SUPPLIES AND MATERIA	4	0	4	127	0	9,000	8,873	1%
599	OTHER CHARGES	0	0	0	0	0	8,000	8,000	0%
706	BUILDING CONSTRUCTION	0	0	0	0	0	2,000	2,000	0%
---		333,099	257,696	761,354	886,895	202,681	4,018,940	2,929,365	27%

Obj	Account Level Description	September 2023-24	September 2024-25	2023-24 Spent	2024-25 Spent	Encumbered Amount	2024-25 BUDGET	REMAINING BUDGET	% OF BUDGET
131	HIGHWAY FUND								
62000	HIGHWAY AND BRIDGE MAINTENANCE								
000	-								
---		333,099	257,696	761,354	886,895	202,681	4,018,940	2,929,365	27%
		=====	=====	=====	=====	=====	=====	=====	=====
63100	OPERATION AND MAINTENANCE OF E								
000	-								
132	MATERIALS SUPERVISOR	6,060	4,360	13,772	15,100	0	59,800	44,700	25%
141	FOREMAN	14,102	4,640	32,384	16,080	0	197,600	181,520	8%
142	MECHANICS	18,845	13,286	43,212	45,759	0	224,744	178,985	20%
187	OVERTIME PAY	0	0	0	0	0	3,000	3,000	0%
201	SOCIAL SECURITY	2,353	1,326	5,344	4,602	0	29,910	25,308	15%
204	PENSIONS	3,855	2,786	7,826	9,617	0	58,100	48,483	17%
205	EMPLOYEE AND DEPENDENT INS	4,620	3,576	13,859	10,727	0	44,700	33,973	24%
212	EMPLOYER MEDICARE	550	310	1,250	1,076	0	7,040	5,964	15%
307	COMMUNICATION	120	128	360	385	0	3,000	2,615	13%
322	EVALUATION AND TESTING	0	0	0	0	0	1,000	1,000	0%
327	FREIGHT EXPENSES	318	401	1,374	1,372	1,172	9,000	6,456	28%
327	DISCOUNTS TAKEN	0	0	40	0	0	0	0	0%
330	LEASE/SBITA PAYMENTS	0	0	0	50	2,950	3,000	0	100%
334	MAINTENANCE AGREEMENTS	30	33	2,404	99	261	360	0	100%
335	MAINTENANCE & REPAIR - BLD	0	0	75	0	0	8,000	8,000	0%
336	MAINTENANCE & REPAIR - EQU	2,153	2,172	4,131	19,599	455	50,000	29,946	40%
338	MAINTENANCE & REPAIR - VEH	3,950	174	5,491	1,331	222	50,000	48,447	3%
350	INTERNET CONNECTIVITY	36	36	108	108	0	600	492	18%
351	RENTALS	0	0	0	0	200	6,500	6,300	3%
353	TOW'IN SERVICES	0	0	0	0	400	2,000	1,600	20%
359	DISPOSAL FEES	0	0	0	0	0	1,500	1,500	0%
399	OTHER CONTRACTED SERVICES	0	0	0	0	0	1,840	1,840	0%
410	CUSTODIAL SUPPLIES	0	0	255	0	0	6,200	6,200	0%
411	DATA PROCESSING SUPPLIES	0	0	0	0	0	100	100	0%
415	ELECTRICITY	567	469	1,025	934	0	9,000	8,066	10%
416	EQUIPMENT PARTS - HEAVY	5,114	4,219	15,445	24,597	15,765	115,000	74,639	35%
416	DISCOUNTS TAKEN	0	0	0	0	0	0	0	0%
417	EQUIPMENT PARTS - LIGHT	8,480	9,998	19,526	26,172	7,446	115,000	81,383	29%
418	EQUIPMENT PARTS - OTHER	0	0	35	0	0	8,000	8,000	0%
424	GARAGE SUPPLIES	5,561	2,497	17,512	10,132	7,962	27,000	8,906	67%
424	DISCOUNTS TAKEN	0	-4	0	-4	0	0	4	0%
426	GENERAL CONSTRUCTION MATER	580	0	580	100	57	6,000	5,842	3%
433	LUBRICANTS	5,897	1,701	10,327	4,899	1,529	35,000	28,572	18%
435	OFFICE SUPPLIES (GARAGE)	369	87	395	87	0	1,200	1,114	7%
440	PIPE - METAL	0	0	211	0	0	3,000	3,000	0%
442	PROPANE GAS	878	998	1,635	1,439	8,561	12,000	2,000	83%
446	SMALL TOOLS	623	382	901	1,318	316	4,500	2,866	36%
450	TIRES AND TUBES	510	397	2,150	6,040	100	75,000	68,860	8%
453	VEHICLE PARTS	0	0	0	0	0	3,000	3,000	0%
471	SOFTWARE	0	0	0	0	0	100	100	0%
499	OTHER SUPPLIES AND MATERIA	569	0	669	404	0	6,000	5,596	7%
599	OTHER CHARGES	0	0	0	0	0	500	500	0%
707	BUILDING IMPROVEMENTS	0	0	3,045	0	0	5,000	5,000	0%
790	OTHER EQUIPMENT	0	0	0	0	0	500	500	0%
---		86,140	53,972	205,341	202,023	47,396	1,193,794	944,377	21%
---		86,140	53,972	205,341	202,023	47,396	1,193,794	944,377	21%

Obj	Account Level Description	September 2023-24	September 2024-25	2023-24 Spent	2024-25 Spent	Encumbered Amount	2024-25 BUDGET	REMAINING BUDGET	% OF BUDGET
131	HIGHWAY FUND								
63100	OPERATION AND MAINTENANCE OF E								
000	-								
=====									
63500	ASPHALT PLANT OPERATIONS								
000	-								
141	FOREMAN	12,751	9,781	29,328	33,906	0	121,493	87,587	28%
143	EQUIPMENT OPERATORS	20,779	15,533	54,439	53,725	0	335,920	282,195	16%
147	TRUCK DRIVERS	56,336	43,216	130,399	153,828	0	625,436	471,608	25%
149	LABORERS	33,985	24,129	75,740	85,126	0	321,797	236,671	26%
187	OVERTIME PAY	0	0	0	47	0	2,000	1,953	2%
189	OTHER SALARIES & WAGES	0	0	0	0	0	3,000	3,000	0%
201	SOCIAL SECURITY	7,424	5,451	17,172	19,360	0	93,910	74,550	21%
204	PENSIONS	13,176	11,582	30,068	40,811	0	182,660	141,849	22%
205	EMPLOYEE AND DEPENDENT INS	21,623	25,487	68,619	77,657	0	333,100	255,443	23%
212	EMPLOYER MEDICARE	1,736	1,275	4,016	4,528	0	22,230	17,702	20%
307	COMMUNICATION	80	84	240	222	0	2,000	1,778	11%
312	CONTRACTS - PRIVATE AGENCI	8,363	5,550	13,245	7,150	6,436	25,000	11,414	54%
327	FREIGHT EXPENSES	7,305	4,667	17,019	4,667	25,333	30,000	0	100%
333	LICENSES	0	0	0	0	0	550	550	0%
336	MAINTENANCE & REPAIR - EQU	0	130	5,912	205	0	7,000	6,795	3%
350	INTERNET CONNECTIVITY	36	36	108	138	0	600	462	23%
351	RENTALS	0	0	0	0	0	1,000	1,000	0%
361	PERMITS	0	480	0	955	0	975	20	98%
399	OTHER CONTRACTED SERVICES(0	0	0	0	0	5,000	5,000	0%
404	ASPHALT ' HOT MIX	239,744	159,423	546,501	159,423	240,577	1,000,000	600,000	40%
404	ASPH - HOT MIX/DISCOUNTS T	-2,260	-1,611	-5,328	-1,611	0	0	1,611	0%
405	ASPHALT ' LIQUID	0	18,349	34,652	18,349	31,651	100,000	50,000	50%
409	CRUSHED STONE	58,849	90,875	167,764	141,688	83,312	330,000	105,000	68%
412	DIESEL FUEL	41,451	13,149	60,330	27,991	72,009	250,000	150,000	40%
415	ELECTRICITY	10,099	6,342	10,340	12,341	0	55,000	42,659	22%
418	EQUIPMENT AND MACHINERY PA	64	1,965	1,466	1,965	0	24,000	22,035	8%
423	FUEL OIL	30,600	20,400	51,000	30,600	19,400	80,000	30,000	63%
426	GENERAL CONSTRUCTION MATER	0	0	0	0	664	1,800	1,136	37%
433	LUBRICANTS	0	0	0	0	0	2,500	2,500	0%
434	NATURAL GAS	42	50	85	100	0	1,700	1,600	6%
445	SAND	6,915	0	6,915	0	25,000	62,500	37,500	40%
454	WATER AND SEWER	146	82	233	242	0	1,300	1,058	19%
499	OTHER SUPPLIES AND MATERIA	0	200	166	2,733	0	3,500	768	78%
599	OTHER CHARGES	0	0	475	0	0	500	500	0%
703	ASPHALT PLANT EQUIPMENT	0	0	14,962	0	0	286,000	286,000	0%
707	BUILDING IMPROVEMENTS	0	0	0	0	0	5,000	5,000	0%
---		569,244	456,625	1,335,866	876,146	504,382	4,317,471	2,936,944	32%
---		569,244	456,625	1,335,866	876,146	504,382	4,317,471	2,936,944	32%
=====									
63600	TRAFFIC CONTROL								
000	-								
132	MATERIALS SUPERVISOR	5,482	4,134	12,477	14,150	0	55,120	40,970	26%
149	LABORERS	3,840	0	7,040	0	0	42,342	42,342	0%
187	OVERTIME PAY	0	0	0	0	0	1,000	1,000	0%
201	SOCIAL SECURITY	563	235	1,164	815	0	6,060	5,245	13%

Obj	Account Level Description	September 2023-24	September 2024-25	2023-24 Spent	2024-25 Spent	Encumbered Amount	2024-25 BUDGET	REMAINING BUDGET	% OF BUDGET
131	HIGHWAY FUND								
63600	TRAFFIC CONTROL								
000	-								
204	PENSIONS	1,121	517	2,348	1,769	0	11,780	10,011	15%
205	EMPLOYEE AND DEPENDENT INS	1,774	1,916	5,322	5,748	0	48,000	42,252	12%
212	EMPLOYER MEDICARE	132	55	272	191	0	1,440	1,249	13%
327	FREIGHT EXPENSES	56	0	106	0	0	500	500	0%
443	ROAD SIGNS	3,915	0	9,364	4,781	2,452	15,000	7,768	48%
446	SMALL TOOLS	0	0	0	0	0	1,000	1,000	0%
468	CHEMICALS	0	0	0	0	0	10,000	10,000	0%
499	OTHER SUPPLIES AND MATERIA	0	0	278	0	0	1,000	1,000	0%
599	OTHER CHARGES	0	0	0	0	0	1,000	1,000	0%
---		16,883	6,857	38,371	27,454	2,452	194,242	164,337	15%
---		16,883	6,857	38,371	27,454	2,452	194,242	164,337	15%
=====									
68000	CAPITAL OUTLAY								
000	-								
327	FREIGHT EXPENSES	0	0	0	0	0	500	500	0%
705	BRIDGE CONSTRUCTION	0	0	0	0	0	1,200,000	1,200,000	0%
706	BUILDING CONSTRUCTION	0	0	0	0	0	20,000	20,000	0%
713	HIGHWAY CONSTRUCTION	0	0	0	0	0	1,100,000	1,100,000	0%
714	HIGHWAY EQUIPMENT	0	0	0	0	89,684	365,000	275,316	25%
715	LAND	0	0	0	0	0	50,000	50,000	0%
718	MOTOR VEHICLES	0	0	0	0	0	300,000	300,000	0%
723	RIGHT'OF'WAY	0	0	0	0	0	20,000	20,000	0%
790	OTHER EQUIPMENT	0	0	0	0	0	50,000	50,000	0%
---		0	0	0	0	89,684	3,105,500	3,015,816	3%
604	TOMMY CAMPBELL RD BRIDGE								
705	BRIDGE CONSTR - TOMMY CAMP	0	0	0	0	0	1,946,500	1,946,500	0%
---		0	0	0	0	0	1,946,500	1,946,500	0%
606	JARRETT ROAD BRIDGE								
705	JARRETT ROAD BRIDGE	262,167	0	262,167	0	0	0	0	0%
---		262,167	0	262,167	0	0	0	0	0%
608	WASH COLLEGE & TELFORD NEW VIC								
713	WASH COLLEGE & TELFORD NEW	0	0	0	265,114	34,442	0	-299,556	0%
713	HIGHWAY CONSTR/DCOUNT T	0	0	0	-2,076	0	0	2,076	0%
---		0	0	0	263,038	34,442	0	-297,480	0%
---		262,167	0	262,167	263,038	124,126	5,052,000	4,664,836	8%
=====									
---		1,340,859	831,755	2,971,710	2,654,627	905,347	15,869,289	12,309,321	22%
=====									

Obj	Account Level Description	September 2023-24	September 2024-25	2023-24 Spent	2024-25 Spent	Encumbered Amount	2024-25 BUDGET	REMAINING BUDGET	% OF BUDGET
151	GENERAL DEBT SERVICE FUND								
82110	GENERAL GOVERNMENT - PRINCIPAL								
000	-								
601	PRINCIPAL ON BONDS	0	0	0	0	0	1,490,000	1,490,000	0%
602	PRINCIPAL ON NOTES	0	49,992	0	149,394	0	616,818	467,424	24%
---		0	49,992	0	149,394	0	2,106,818	1,957,424	7%
---		0	49,992	0	149,394	0	2,106,818	1,957,424	7%
82130	EDUCATION - PRINCIPAL								
000	-								
601	PRINCIPAL ON BONDS	0	0	0	0	0	5,855,000	5,855,000	0%
612	PRINCIPAL ON OTHER LOANS	0	103,109	0	310,659	0	1,573,489	1,262,830	20%
---		0	103,109	0	310,659	0	7,428,489	7,117,830	4%
---		0	103,109	0	310,659	0	7,428,489	7,117,830	4%
82210	GENERAL GOVERNMENT - INTEREST								
000	-								
603	INTEREST ON BONDS	0	0	0	0	0	881,220	881,220	0%
604	INTEREST ON NOTES	0	19,718	0	59,768	0	224,186	164,418	27%
---		0	19,718	0	59,768	0	1,105,406	1,045,638	5%
---		0	19,718	0	59,768	0	1,105,406	1,045,638	5%
82230	EDUCATION - INTEREST								
000	-								
603	INTEREST ON BONDS	0	0	0	0	0	3,340,248	3,340,248	0%
613	INTEREST ON OTHER LOANS	0	73,666	0	219,666	0	1,093,495	873,829	20%
---		0	73,666	0	219,666	0	4,433,743	4,214,077	5%
---		0	73,666	0	219,666	0	4,433,743	4,214,077	5%
82310	GENERAL GOVERNMENT - OTHER DS								
000	-								
510	TRUSTEE'S COMMISSION	11,164	13,793	13,079	17,018	0	275,000	257,982	6%
699	OTHER DEBT SERVICE	0	0	1,050	1,050	0	6,500	5,450	16%
---		11,164	13,793	14,129	18,068	0	281,500	263,432	6%
---		11,164	13,793	14,129	18,068	0	281,500	263,432	6%
91300	EDUCATION CAPITAL PROJECTS								
000	-								
590	TRANSFERS TO JOHNSON CITY	0	0	0	0	0	500,000	500,000	0%
---		0	0	0	0	0	500,000	500,000	0%

Account Level	September	September	2023-24	2024-25	Encumbered	2024-25	REMAINING	% OF
Obj Description	2023-24	2024-25	Spent	Spent	Amount	BUDGET	BUDGET	BUDGET
151								
91300								
000								
---	0	0	0	0	0	500,000	500,000	0%
---	11,164	260,278	14,129	757,555	0	15,855,956	15,098,401	5%

Account Level	September	September	2023-24	2024-25	Encumbered	2024-25	REMAINING	% OF
Obj Description	2023-24	2024-25	Spent	Spent	Amount	BUDGET	BUDGET	BUDGET
152								
82130								
000								
612	0	27,607	82,407	82,821	0	331,284	248,463	25%
---	0	27,607	82,407	82,821	0	331,284	248,463	25%
---	0	27,607	82,407	82,821	0	331,284	248,463	25%
82230								
000								
613	0	634	2,316	1,902	0	7,608	5,706	25%
---	0	634	2,316	1,902	0	7,608	5,706	25%
---	0	634	2,316	1,902	0	7,608	5,706	25%
---	0	28,241	84,723	84,723	0	338,892	254,169	25%

Account Level	September	September	2023-24	2024-25	Encumbered	2024-25	REMAINING	% OF
Obj Description	2023-24	2024-25	Spent	Spent	Amount	BUDGET	BUDGET	BUDGET
171	GENERAL CAPITAL PROJECTS FUND							
91110	GENERAL ADMINISTRATION PROJECT							
000	-							
330 LEASE PAYMENTS - GRAY LIBR	0	0	0	0	0	66,000	66,000	0%
510 TRUSTEE'S COMMISSION	1,245	6,232	1,383	6,426	0	64,000	57,574	10%
707 BUILDING IMPROVEMENTS	0	0	0	46,063	46,063	121,000	28,873	76%
707 AG EXT OFFICE - BLDG IMPRV	0	0	0	0	0	20,000	20,000	0%
707 BUILDING IMPROVEMENTS - CI	0	0	0	0	23,187	1,441,000	1,417,813	2%
709 DATA PROCESSING EQUIPMENT	3,509	312	130,547	130,900	118	160,500	29,482	82%
718 MOTOR VEHICLES	0	0	0	0	92,668	92,668	0	100%
733 SOLID WASTE EQUIPMENT	0	0	0	0	0	67,000	67,000	0%
---	4,754	6,544	131,930	183,389	162,036	2,032,168	1,686,742	17%
108	ELECTION COMM SPACE RENO/NEW							
706 ELECTION COMMISSION BUILDI	952	0	7,190	0	0	0	0	0%
---	952	0	7,190	0	0	0	0	0%
---	5,706	6,544	139,120	183,389	162,036	2,032,168	1,686,742	17%
91120	ADMINISTRATION OF JUSTICE PROJ							
000	-							
707 ADMIN OF JUSTICE - BLDG IM	0	0	0	0	0	450,000	450,000	0%
709 DATA PROCESSING EQUIPMENT	0	0	0	0	0	20,000	20,000	0%
799 OTHER CAPITAL OUTLAY	0	0	0	0	0	10,000	10,000	0%
---	0	0	0	0	0	480,000	480,000	0%
---	0	0	0	0	0	480,000	480,000	0%
91130	PUBLIC SAFETY PROJECTS							
000	-							
707 BUILDING IMPROVEMENTS	19,011	12,620	19,862	12,620	0	165,000	152,380	8%
709 DATA PROCESSING EQUIPMENT	0	0	0	0	17,851	29,000	11,149	62%
715 SHERIFF FIRING RANGE	0	24,625	0	24,625	16,415	250,000	208,961	16%
716 LAW ENFORCEMENT EQUIP	0	0	0	0	0	240,000	240,000	0%
799 OTHER CAPITAL OUTLAY	0	0	0	0	0	75,000	75,000	0%
---	19,011	37,245	19,862	37,245	34,266	759,000	687,490	9%
---	19,011	37,245	19,862	37,245	34,266	759,000	687,490	9%
91140	PUBLIC HEALTH AND WELFARE PROJ							
000	-							
316 PUBLIC HLTH & WFR CONTRIBU	0	0	0	0	0	1,000,000	1,000,000	0%
---	0	0	0	0	0	1,000,000	1,000,000	0%
---	0	0	0	0	0	1,000,000	1,000,000	0%

Account Level	September	September	2023-24	2024-25	Encumbered	2024-25	REMAINING	% OF
Obj Description	2023-24	2024-25	Spent	Spent	Amount	BUDGET	BUDGET	BUDGET
171	GENERAL CAPITAL PROJECTS FUND							
91150	SOCIAL, CULTURAL AND RECREATIO							
000	-							
724	BOONES CREEK ATHLETIC FIEL	556	0	65,463	0	0	0	0%
---		556	0	65,463	0	0	0	0%
---		556	0	65,463	0	0	0	0%
=====								
95900	CAP PROJ - DONATED TO OTHERS							
300	WATER LINE PROJECTS							
799	WATER LINES	0	0	0	0	3,000,000	3,000,000	0%
---		0	0	0	0	3,000,000	3,000,000	0%
---		0	0	0	0	3,000,000	3,000,000	0%
=====								
---		25,273	43,789	224,445	220,634	196,302	7,271,168	6%
=====								

Account Level	September	September	2023-24	2024-25	Encumbered	2024-25	REMAINING	% OF
Obj Description	2023-24	2024-25	Spent	Spent	Amount	BUDGET	BUDGET	BUDGET
177	EDUCATION CAPITAL PROJECTS							
91300	EDUCATION CAPITAL PROJECTS							
000	-							
510 TRUSTEE'S COMMISSION	7,279	2,899	7,968	3,400	0	86,000	82,600	4%
707 BUILDING IMPR - DCHS	0	0	0	0	0	500,000	500,000	0%
790 OTHER CAP EQUIP (UNASSIGNE	0	0	0	0	0	700,000	700,000	0%
---	7,279	2,899	7,968	3,400	0	1,286,000	1,282,600	0%
---	7,279	2,899	7,968	3,400	0	1,286,000	1,282,600	0%
=====								
95100	CAP PROJ - DONATED TO SCHOOLS							
000	-							
709 SCHOOL TECHNOLOGY EQUIPMEN	0	0	0	0	0	800,000	800,000	0%
729 SCHOOL BUSES	0	0	0	0	0	600,000	600,000	0%
---	0	0	0	0	0	1,400,000	1,400,000	0%
---	0	0	0	0	0	1,400,000	1,400,000	0%
---	7,279	2,899	7,968	3,400	0	2,686,000	2,682,600	0%
=====								

Obj	Account Level Description	September 2023-24	September 2024-25	2023-24 Spent	2024-25 Spent	Encumbered Amount	2024-25 BUDGET	REMAINING BUDGET	% OF BUDGET
263	EMPLOYEE SELF-INSURANCE FUND								
58600	EMPLOYEE BENEFITS								
000	-								
202	ADMINISTRATIVE FEES	26,526	26,399	73,716	81,307	0	271,242	189,935	30%
202	STOP LOSS & VISION PREMIUM	34,970	42,654	114,570	72,320	0	524,577	452,257	14%
202	SAV-R-X ADMIN FEES	10,121	6,336	19,202	19,278	0	334,000	314,722	6%
307	COMMUNICATIONS	67	75	201	225	0	900	675	25%
308	CONSULTANTS	2,917	2,917	5,833	5,833	0	35,000	29,167	17%
312	CLINIC STAFFING CHARGES	19,967	21,317	37,737	43,761	0	225,000	181,239	19%
312	CLINIC MEDICATIONS	11,961	13,882	23,317	26,418	0	150,000	123,582	18%
312	CLINIC LAB CHARGES	6,271	2,878	9,179	6,809	0	35,000	28,191	19%
312	CLINIC SUPPLIES & TELEMED	316	2,331	759	3,646	0	10,000	6,354	36%
312	CLINIC CONTRACT	11,802	11,490	35,405	34,596	0	140,000	105,404	25%
328	JANITORIAL SERVICES	560	0	2,240	0	0	2,800	2,800	0%
336	MAINTENANCE & REPAIR - EQU	0	0	0	0	0	500	500	0%
347	PEST CONTROL	0	0	330	360	0	350	-10	103%
347	PEST CONTROL/DISCOUNTS TAK	0	0	0	-30	0	0	30	0%
350	INTERNET CONNECTIVITY	100	100	200	200	0	1,200	1,000	17%
351	RENTALS	1,642	2,100	6,485	6,932	0	22,000	15,068	32%
413	MEDICAL SUPPLIES	1,293	0	3,908	0	15,000	15,000	0	100%
415	ELECTRICITY	133	146	267	297	0	1,900	1,603	16%
435	OFFICE SUPPLIES	409	10	846	119	200	1,000	681	32%
454	WATER AND SEWER	67	67	133	133	0	680	547	20%
502	INSURANCE-BLDG AND CONTENT	0	0	72	79	0	100	21	79%
507	MEDICAL & DENTAL CLAIMS	322,182	245,815	858,514	1,072,853	0	5,254,052	4,181,199	20%
507	BCBS EXPRESS SCRIPTS	0	-339	-5,247	4,540	0	0	-4,540	0%
507	DRUG REBATES & SAVINGS	171,611	-5,195	5,835	-260,172	0	-400,000	-139,828	65%
507	DRUG COSTS - SAV-RX	207,327	80,984	395,853	368,515	0	1,951,686	1,583,171	19%
599	OTHER CHARGES	0	0	0	0	0	1,600	1,600	0%
---		830,242	453,967	1,589,355	1,488,019	15,200	8,578,587	7,075,368	18%
---		830,242	453,967	1,589,355	1,488,019	15,200	8,578,587	7,075,368	18%
---		830,242	453,967	1,589,355	1,488,019	15,200	8,578,587	7,075,368	18%

Number of Accounts: 1406

***** End of report *****