

Washington County, TN



Fund Financial Statements (Budgetary Basis)

For the Year Ending

June 30, 2024
(Unaudited)

101-General Fund

116-Solid Waste Fund

122-Drug Fund

127-ARPA Special Revenue Fund

128-Opioid Special Revenue Fund

131-Highway Fund

151-Debt Service Fund

152-Rural Debt Service Fund

171-Capital Projects Funds

177-Education Capital Projects Fund

263-Insurance Fund

Table of Contents

Fund Operating Summary	1
Property Tax Revenue Trend Analysis	2
Revenue & Expense Summary by Fund	5
Revenue Comparison by Fund	
101 - General Fund.....	10
116 - Solid Waste Fund	13
122 - Drug Fund	14
127 – ARPA Special Revenue Fund	15
128 – Opioid Special Revenue Fund	16
131 – Highway Fund.....	17
151 – Debt Service Fund	18
152 – Rural Debt Service Fund.....	19
171 – Capital Projects Fund.....	20
177 – Education Capital Projects Fund.....	21
263 – Employee Health Self-Insurance Fund.....	22
Expense Detail by Fund	
101 - General Fund.....	23
116 - Solid Waste Fund	59
122 - Drug Fund	61
127 – ARPA Special Revenue Fund	62
128 – Opioid Special Revenue Fund	64
131 – Highway Fund.....	65
151 – Debt Service Fund	70
152 – Rural Debt Service Fund.....	71
171 – Capital Projects Fund.....	72
177 – Education Capital Projects Fund.....	74
263 – Employee Health Self-Insurance Fund.....	75

Washington County

Fund Operating Summary - Budgetary Basis

For the Period Ending June 30, 2024 (Unaudited)

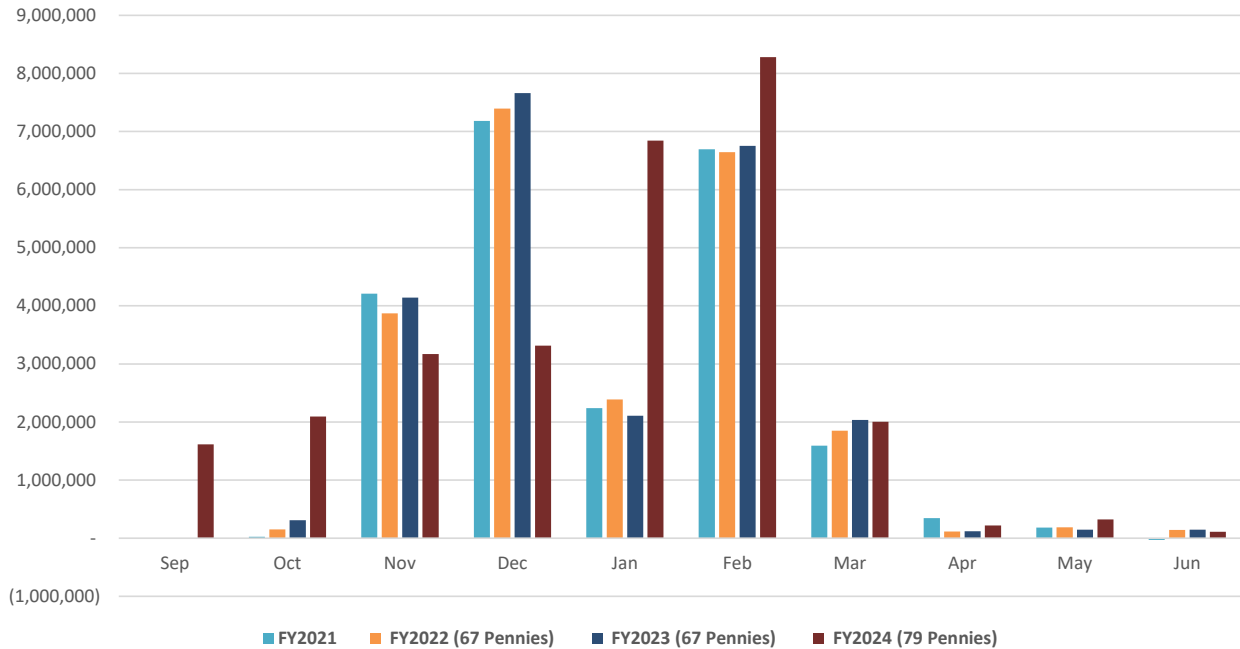
#	Fund	Fund Balance @ 6-30-2023	Revenue	Expense	Revenue Over (Under) Expense	Fund Balance @ 6-30-2024 (Unaudited)	FY24 Fund Balance Budget Projection
101	General	14,699,335	61,409,689	54,832,842	6,576,847	21,276,182	21,376,286
116	Solid Waste	731,594	1,887,077	1,916,807	(29,730)	701,864	688,409
122	Drug	322,396	14,351	178,939	(164,588)	157,808	262,396
127	ARPA Special Revenue	10,161,087	4,295,027	9,070,987	(4,775,960)	5,385,127	3,949,799
128	Opioid Special Revenue	593,754	1,015,455	337,049	678,406	1,272,160	1,270,381
131	Highway	8,720,862	11,303,737	9,793,802	1,509,935	10,230,797	8,918,749
151	Debt Service	5,826,663	14,599,827	11,760,538	2,839,289	8,665,952	7,433,303
152	Rural Debt Service	42,570	339,072	338,892	180	42,750	47,220
171	Capital Projects	9,356,619	6,394,213	14,095,000	(7,700,787)	1,655,832	1,997,619
177	Education Capital Projects	6,826,517	6,629,683	6,774,815	(145,132)	6,681,385	6,608,471
263	Self-Insurance	3,640,355	7,413,906	7,471,398	(57,492)	3,582,863	3,782,188
	Totals	60,921,752	115,302,037	116,571,069	(1,269,032)	59,652,720	56,334,821

General Fund

Current Year Property Tax Trend Analysis - General Fund

Month	FY2021 (67 Pennies)		FY2022 (67 Pennies)		FY2023 (67 Pennies)		FY2024 (79 Pennies)	
	Amount	Cumulative % of Budget	Amount	Cumulative % of Budget	Amount	Cumulative % of Budget	Amount	Cumulative % of Budget
Jul	11,680	0.1%	821	0.0%	1,097	0.0%	2,969	0.0%
Aug	-	0.1%	-	0.0%	-	0.0%	-	0.0%
Sep	-	0.1%	-	0.0%	-	0.0%	1,615,322	5.9%
Oct	25,285	0.2%	153,554	0.7%	309,450	1.4%	2,094,923	13.4%
Nov	4,209,271	19.4%	3,869,542	18.1%	4,139,581	19.7%	3,170,067	24.9%
Dec	7,184,131	52.2%	7,392,975	51.5%	7,662,053	53.6%	3,315,466	36.9%
Jan	2,237,949	62.4%	2,387,686	62.3%	2,107,147	62.9%	6,844,671	61.7%
Feb	6,694,020	92.9%	6,645,894	92.2%	6,753,978	92.7%	8,281,481	91.6%
Mar	1,592,643	100.2%	1,852,138	100.6%	2,034,098	101.7%	2,002,651	98.9%
Apr	343,642	101.8%	116,367	101.1%	118,078	102.2%	217,436	99.7%
May	181,111	102.6%	185,917	101.9%	144,782	102.9%	323,051	100.8%
Jun	(28,088)	102.4%	143,325	102.6%	146,655	103.5%	112,916	101.2%
Actual	<u>22,451,644</u>	102.4%	<u>22,748,219</u>	102.6%	<u>23,416,919</u>	103.5%	<u>27,980,953</u>	101.2%
Budget	<u>21,914,750</u>		<u>22,172,770</u>		<u>22,617,358</u>		<u>27,637,443</u>	
Surplus / (Deficit)	<u>536,894</u>		<u>575,449</u>		<u>799,561</u>		<u>343,510</u>	

General Fund - Current Year Property Tax Collections

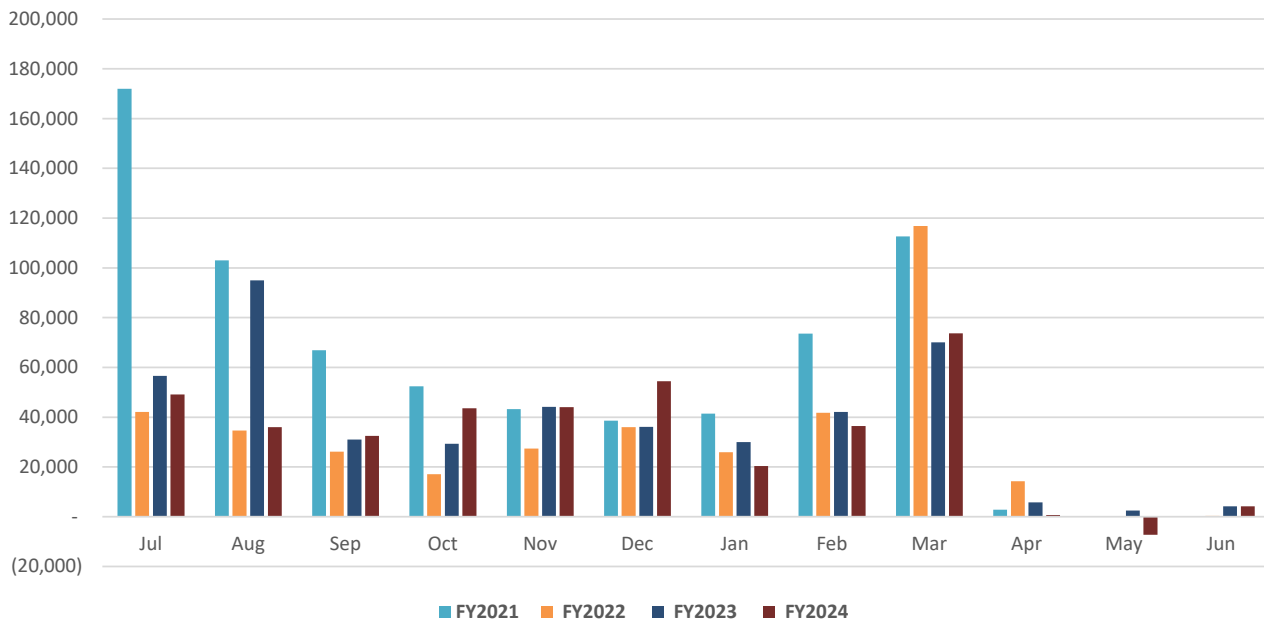


General Fund

Trustee Prior Year Collections - General Fund

Month	FY2021		FY2022		FY2023		FY2024	
	Amount	Cumulative % of Budget	Amount	Cumulative % of Budget	Amount	Cumulative % of Budget	Amount	Cumulative % of Budget
Jul	171,923	24.6%	42,151	6.0%	56,615	12.4%	49,113	12.6%
Aug	103,057	39.3%	34,583	11.0%	94,923	33.1%	35,940	21.9%
Sep	66,925	48.8%	26,090	14.7%	31,016	39.9%	32,478	30.2%
Oct	52,379	56.3%	17,095	17.1%	29,328	46.3%	43,540	41.4%
Nov	43,249	62.5%	27,374	21.0%	44,167	55.9%	44,037	52.7%
Dec	38,597	68.0%	35,938	26.2%	36,151	63.8%	54,494	66.7%
Jan	41,410	73.9%	25,967	29.9%	29,942	70.3%	20,409	72.0%
Feb	73,600	84.4%	41,728	35.8%	42,073	79.5%	36,431	81.4%
Mar	112,603	100.5%	116,817	52.5%	70,033	94.8%	73,659	100.3%
Apr	2,794	100.9%	14,221	54.6%	5,743	96.0%	654	100.5%
May	21	100.9%	168	54.6%	2,434	96.6%	(7,276)	98.6%
Jun	-	100.9%	383	54.6%	4,137	97.5%	4,176	99.7%
Actual	706,558	100.9%	382,515	54.6%	446,562	97.5%	387,655	99.7%
Budget	700,000		700,000		458,100		388,963	
Surplus / (Deficit)	6,558		(317,485)		(11,538)		(1,308)	

General Fund - Trustee Prior Year Tax Collections

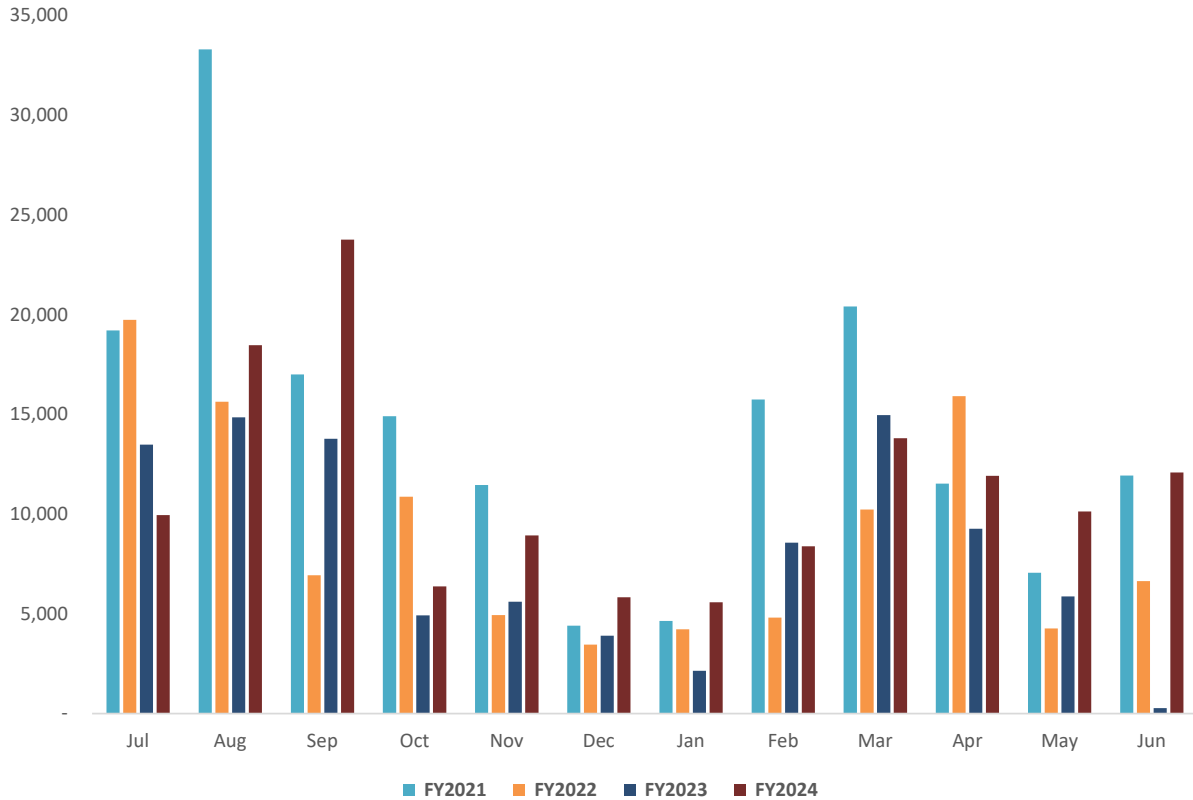


General Fund

Clerk & Master Prior Year Tax Collection Trend Analysis - General Fund

Month	FY2021		FY2022		FY2023		FY2024	
	Amount	Cumulative % of Budget	Amount	Cumulative % of Budget	Amount	Cumulative % of Budget	Amount	Cumulative % of Budget
Jul	19,203	9.6%	19,735	13.2%	13,484	10.8%	9,952	5.2%
Aug	33,298	26.3%	15,633	23.6%	14,850	22.7%	18,465	15.0%
Sep	16,998	34.7%	6,938	28.2%	13,781	33.7%	23,765	27.5%
Oct	14,912	42.2%	10,878	35.5%	4,923	37.6%	6,379	30.8%
Nov	11,463	47.9%	4,941	38.8%	5,608	42.1%	8,936	35.5%
Dec	4,410	50.1%	3,463	41.1%	3,908	45.2%	5,837	38.6%
Jan	4,644	52.5%	4,223	43.9%	2,140	47.0%	5,578	41.5%
Feb	15,746	60.3%	4,813	47.1%	8,571	53.8%	8,392	45.9%
Mar	20,414	70.5%	10,236	53.9%	14,964	65.8%	13,808	53.2%
Apr	11,525	76.3%	15,916	64.5%	9,265	73.2%	11,920	59.5%
May	7,054	79.8%	4,261	67.4%	5,870	77.9%	10,127	64.8%
Jun	11,930	85.8%	6,638	71.8%	280	78.1%	12,088	71.2%
Actual	171,597	85.8%	107,675	71.8%	97,644	78.1%	135,247	71.2%
Budget	200,000		150,000		125,000		190,000	
Surplus / (Deficit)	(28,403)		(42,325)		(27,356)		(54,753)	

General Fund - Clerk & Master Prior Year Tax Collections



Acct	Description	2022-23 TOTAL	2023-24 YTD TOTAL	2023-24 BUDGET	REMAINING BUDGET	% OF BUDGET
101	GENERAL FUND					
R	Revenue					
40---	TOTAL LOCAL TAXES	26,906,409	35,846,965	34,499,421	-1,347,544	104%
41---	TOTAL LICENSES AND PERMITS	955,236	1,088,729	1,023,000	-65,729	106%
42---	FINES	619,769	441,298	564,200	122,904	78%
43---	CHARGES FOR CURRENT SERVICES	800,000	1,038,140	1,304,550	266,410	80%
44---	TOTAL OTHER LOCAL REVENUE	738,829	472,086	329,857	-142,229	143%
45---	FEEES RECEIVED FROM COUNTY OFFI	6,983,922	6,891,075	6,785,000	-106,075	102%
46---	STATE OF TENNESSEE	5,431,865	6,867,828	6,995,770	127,942	98%
47---	FEDERAL GOVERNMENT	1,780,944	2,040,760	1,953,628	-87,132	104%
48---	OTHER GOVERNMENT AND CITIZENS	420,831	229,279	178,344	-50,935	129%
49---	OTHER SOURCES (NON-REVENUE)	2,739,301	6,493,529	9,360,380	2,866,851	69%
----	Revenue	47,377,106	61,409,689	62,994,150	1,584,463	97%
E	Expense					
51---	GENERAL GOVERNMENT	6,045,321	5,658,754	6,365,975	707,229	89%
52---	FINANCE	3,650,700	3,714,355	4,040,666	326,313	92%
53---	ADMINISTRATION OF JUSTICE	5,109,500	5,731,857	6,047,877	316,024	95%
54---	PUBLIC SAFETY	26,852,793	31,878,050	32,879,656	1,001,611	97%
55---	PUBLIC HEALTH AND WELFARE	8,057,952	4,588,235	5,485,418	897,185	84%
56---	SOCIAL,CULTRAL AND RECREATIONA	1,132,351	1,201,175	1,204,342	3,167	100%
57---	AGRICULTURE & NATURAL RESOURCE	599,424	739,883	847,664	107,781	87%
58---	OTHER GENERAL GOVERNMENT	2,012,721	1,320,533	1,433,416	112,884	92%
99---	OTHER USES	162,483	0	0	0	0%
----	Expense	53,623,245	54,832,842	58,305,014	3,472,194	94%
----	GENERAL FUND	-6,246,139	6,576,847	4,689,136	-1,887,731	140%
=====						
116	SOLID WASTE FUND					
R	Revenue					
40---	TOTAL LOCAL TAXES	1,339,534	1,358,697	1,311,724	-46,973	104%
41---	TOTAL LICENSES AND PERMITS	137	150	160	10	94%
43---	CHARGES FOR CURRENT SERVICES	99,945	129,063	90,900	-38,163	142%
44---	TOTAL OTHER LOCAL REVENUE	284,565	253,811	200,000	-53,811	127%
46---	STATE OF TENNESSEE	128,986	145,356	132,993	-12,363	109%
49---	OTHER SOURCES (NON-REVENUE)	8,413	0	0	0	0%
----	Revenue	1,861,580	1,887,077	1,735,777	-151,300	109%
E	Expense					
55---	PUBLIC HEALTH AND WELFARE	1,780,178	1,916,807	2,251,509	334,703	85%
----	Expense	1,780,178	1,916,807	2,251,509	334,703	85%
----	SOLID WASTE FUND	81,402	-29,730	-515,732	-486,003	6%
=====						

Acct	Description	2022-23 TOTAL	2023-24 YTD TOTAL	2023-24 BUDGET	REMAINING BUDGET	% OF BUDGET
122	DRUG FUND					
R	Revenue					
42---	FINES	16,067	8,834	13,500	4,666	65%
44---	TOTAL OTHER LOCAL REVENUE	5,768	1,490	0	-1,490	0%
49---	OTHER SOURCES (NON-REVENUE)	4,500	4,027	0	-4,027	0%
-----	Revenue	26,335	14,351	13,500	-851	106%
E	Expense					
54---	PUBLIC SAFETY	58,474	178,939	182,870	3,931	98%
-----	Expense	58,474	178,939	182,870	3,931	98%
-----	DRUG FUND	-32,139	-164,588	-169,370	-4,782	97%
=====						
127	ARPA - SPECIAL REVENUE FUND					
R	Revenue					
44---	TOTAL OTHER LOCAL REVENUE	308,457	47,216	0	-47,216	0%
47---	FEDERAL GOVERNMENT	0	4,247,811	7,041,036	2,793,225	60%
-----	Revenue	308,457	4,295,027	7,041,036	2,746,009	61%
E	Expense					
58---	OTHER GENERAL GOVERNMENT	10,309,236	7,003,287	12,197,744	5,194,457	57%
91---	CAPITAL PROJECTS	0	67,700	450,000	382,300	15%
99---	OTHER USES	2,263,745	2,000,000	2,000,000	0	100%
-----	Expense	12,572,981	9,070,987	14,647,744	5,576,757	62%
-----	ARPA - SPECIAL REVENUE FUND	-12,264,524	-4,775,960	-7,606,708	-2,830,748	63%
=====						
128	OPIOID LITIGATION SETTLEMENT					
R	Revenue					
44---	TOTAL OTHER LOCAL REVENUE	1,235	7,920	0	-7,920	0%
46---	STATE OF TENNESSEE	530,036	561,253	0	-561,253	0%
48---	OTHER GOVERNMENT AND CITIZENS	0	446,282	0	-446,282	0%
49---	OTHER SOURCES (NON-REVENUE)	162,483	0	0	0	0%
-----	Revenue	693,754	1,015,455	0	-1,015,455	0%
E	Expense					
55---	PUBLIC HEALTH AND WELFARE	0	337,049	523,049	186,000	64%
58---	OTHER GENERAL GOVERNMENT	100,000	0	0	0	0%
-----	Expense	100,000	337,049	523,049	186,000	64%
-----	OPIOID LITIGATION SETTLEMENT	593,754	678,406	-523,049	-1,201,455	-130%

Acct	Description	2022-23 TOTAL	2023-24 YTD TOTAL	2023-24 BUDGET	REMAINING BUDGET	% OF BUDGET
128	OPIOID LITIGATION SETTLEMENT					
-						
=====						
131	HIGHWAY FUND					
R	Revenue					
40---	TOTAL LOCAL TAXES	5,209,382	5,279,304	5,216,237	-63,067	101%
41---	TOTAL LICENSES AND PERMITS	922	580	900	320	64%
44---	TOTAL OTHER LOCAL REVENUE	522,911	286,473	145,000	-141,473	198%
46---	STATE OF TENNESSEE	4,276,608	5,717,329	6,495,100	777,771	88%
48---	OTHER GOVERNMENT AND CITIZENS	105,226	4,944	0	-4,944	0%
49---	OTHER SOURCES (NON-REVENUE)	23,028	15,107	12,400	-2,707	122%
----	Revenue	10,138,077	11,303,737	11,869,637	565,900	95%
E	Expense					
61---	ADMINISTRATION	885,550	941,673	1,080,014	138,342	87%
62---	HIGHWAY AND BRIDGE MAINTENANCE	2,604,049	2,916,078	3,751,106	835,029	78%
63---	ASPHALT PLANT OPS & OTHER	4,145,036	4,545,306	5,475,593	930,288	83%
68---	CAPITAL OUTLAY	466,825	1,390,745	3,147,625	1,756,880	44%
----	Expense	8,101,460	9,793,802	13,454,338	3,660,539	73%
----	HIGHWAY FUND	2,036,617	1,509,935	-1,584,701	-3,094,639	-95%
=====						
151	GENERAL DEBT SERVICE FUND					
R	Revenue					
40---	TOTAL LOCAL TAXES	14,454,509	10,102,047	10,114,371	12,324	100%
41---	TOTAL LICENSES AND PERMITS	1,651	1,075	1,657	582	65%
44---	TOTAL OTHER LOCAL REVENUE	159,800	4,447,705	4,000,000	-447,705	111%
49---	OTHER SOURCES (NON-REVENUE)	81,000	49,000	49,000	0	100%
----	Revenue	14,696,960	14,599,827	14,165,028	-434,799	103%
E	Expense					
82---	PRINCIPAL & INTEREST	12,527,883	11,760,538	11,849,643	89,105	99%
99---	OTHER USES	2,500,000	0	2,500,000	2,500,000	0%
----	Expense	15,027,883	11,760,538	14,349,643	2,589,105	82%
----	GENERAL DEBT SERVICE FUND	-330,923	2,839,289	-184,615	-3,023,904	-1,538%
=====						

Acct	Description	2022-23 TOTAL	2023-24 YTD TOTAL	2023-24 BUDGET	REMAINING BUDGET	% OF BUDGET
152	RURAL DEBT SERVICE					
R	Revenue					
44---	TOTAL OTHER LOCAL REVENUE	4,485	180	0	-180	0%
49---	OTHER SOURCES (NON-REVENUE)	338,892	338,892	338,892	0	100%
-----	Revenue	343,377	339,072	338,892	-180	100%
E	Expense					
82---	PRINCIPAL & INTEREST	310,651	338,892	338,892	0	100%
-----	Expense	310,651	338,892	338,892	0	100%
-----	RURAL DEBT SERVICE	32,726	180	0	-180	0%
=====						
171	GENERAL CAPITAL PROJECTS FUND					
R	Revenue					
40---	TOTAL LOCAL TAXES	1,151,221	1,172,840	1,140,685	-32,155	103%
41---	TOTAL LICENSES AND PERMITS	134	129	134	5	96%
44---	TOTAL OTHER LOCAL REVENUE	606,450	103,803	0	-103,803	0%
47---	FEDERAL GOVERNMENT	0	83,017	1,100,000	1,016,983	8%
49---	OTHER SOURCES (NON-REVENUE)	8,263,745	5,034,424	7,009,616	1,975,192	72%
-----	Revenue	10,021,550	6,394,213	9,250,435	2,856,222	69%
E	Expense					
91---	CAPITAL PROJECTS	6,364,263	14,095,000	17,721,588	3,626,589	80%
-----	Expense	6,364,263	14,095,000	17,721,588	3,626,589	80%
-----	GENERAL CAPITAL PROJECTS FUND	3,657,287	-7,700,787	-8,471,153	-770,367	91%
=====						
177	EDUCATION CAPITAL PROJECTS					
R	Revenue					
40---	TOTAL LOCAL TAXES	6,502,534	6,588,952	6,463,895	-125,057	102%
41---	TOTAL LICENSES AND PERMITS	759	731	760	29	96%
44---	TOTAL OTHER LOCAL REVENUE	39,065	0	0	0	0%
48---	OTHER GOVERNMENT AND CITIZENS	0	40,000	0	-40,000	0%
49---	OTHER SOURCES (NON-REVENUE)	76,000	0	0	0	0%
-----	Revenue	6,618,358	6,629,683	6,464,655	-165,028	103%
E	Expense					
91---	CAPITAL PROJECTS	2,565,705	3,816,111	7,461,000	3,644,889	51%
95---	CAPITAL PROJECTS - DONATED	1,145,733	2,458,704	4,020,000	1,561,296	61%
99---	OTHER USES	1,000,000	500,000	500,000	0	100%
-----	Expense	4,711,438	6,774,815	11,981,000	5,206,185	57%

Acct	Description	2022-23 TOTAL	2023-24 YTD TOTAL	2023-24 BUDGET	REMAINING BUDGET	% OF BUDGET
177	EDUCATION CAPITAL PROJECTS					
-						
----	EDUCATION CAPITAL PROJECTS	1,906,920	-145,132	-5,516,345	-5,371,213	3%
		=====	=====	=====	=====	=====
263	EMPLOYEE SELF-INSURANCE FUND					
R	Revenue					
43---	CHARGES FOR CURRENT SERVICES	6,776,543	7,290,793	7,457,557	166,764	98%
44---	TOTAL OTHER LOCAL REVENUE	143,092	123,113	107,000	-16,113	115%
----	Revenue	6,919,635	7,413,906	7,564,557	150,651	98%
E	Expense					
58---	OTHER GENERAL GOVERNMENT	7,083,981	7,471,398	7,563,250	91,852	99%
----	Expense	7,083,981	7,471,398	7,563,250	91,852	99%
----	EMPLOYEE SELF-INSURANCE FUND	-164,346	-57,492	1,307	58,799	-4,399%
		=====	=====	=====	=====	=====

Number of Accounts: 1768

***** End of report *****

Fnd Acct	Description	2022-23 June	2023-24 June	2022-23 YTD	2023-24 YTD	YTD INCREASE (DECREASE)	2023-24 BUDGET	REMAINING BUDGET	2023-24 % USED
101	GENERAL FUND								
40000	TOTAL LOCAL TAXES								
101 40110	CURRENT PROPERTY TAX	146,655	112,916	23,416,920	27,980,953	4,564,033	27,637,443	-343,510	101%
101 40120	TRUSTEE COLLECTIONS - PRIOR YR	4,137	4,176	446,562	387,655	-58,906	388,963	1,308	100%
101 40125	TRUSTEE COLLECTIONS-BANKRUPTCY	0	841	36	1,949	1,913	4,000	2,051	49%
101 40130	COURT COLLECTIONS-PRIOR YEARS	280	12,088	97,644	135,247	37,603	190,000	54,753	71%
101 40140	INTEREST AND PENALTY	8,136	7,263	110,637	128,374	17,737	121,215	-7,159	106%
101 40161	PAYMENT IN-LIEU-OF TAX - TVA	0	0	1,827	2,155	327	1,800	-355	120%
101 40162	PAYMENT IN-LIEU-OF TAX - UTIL	429,963	446,288	430,820	446,288	15,467	400,000	-46,288	112%
101 40163	PAYMENT IN-LIEU-OF TAX - OTHER	1,968	2,078	6,272	7,911	1,639	5,000	-2,911	158%
101 40210	LOCAL OPTION SALES TAX	362,187	748,688	378,225	4,410,212	4,031,987	4,021,000	-389,212	110%
101 40250	LITIGATION TAX - GENERAL	18,183	17,067	173,665	188,293	14,627	150,000	-38,293	126%
101 40260	LITIGATION TAX - SPECIAL PURPO	-15,860	-17,416	305	96	-209	0	-96	0%
101 40268	LITIGATION TAX - COURT SECURIT	21,887	18,549	203,472	219,650	16,179	190,000	-29,650	116%
101 40270	BUSINESS TAX	233,912	282,239	958,942	1,265,205	306,263	775,000	-490,205	163%
101 40320	BANK EXCISE TAX	0	0	176,492	225,794	49,303	150,000	-75,794	151%
101 40330	WHOLESALE BEER TAX	59,212	-4,990	378,197	312,590	-65,607	360,000	47,410	87%
101 40390	OTHER STATUTORY LOCAL TAXES	15,077	10,381	126,393	134,593	8,199	105,000	-29,593	128%
101 40---	TOTAL LOCAL TAXES	1,285,737	1,640,168	26,906,409	35,846,965	8,940,555	34,499,421	-1,347,544	104%
41000	TOTAL LICENSES AND PERMITS								
101 41110	MARRIAGE LICENSE	326	381	2,990	3,396	406	3,000	-396	113%
101 41140	CABLE TV FRANCHISE	9,064	7,792	495,649	457,945	-37,704	540,000	82,055	85%
101 41520	BUILDING PERMITS	39,249	39,746	456,597	623,548	166,951	480,000	-143,548	130%
101 41590	OTHER PERMITS	0	0	0	3,840	3,840	0	-3,840	0%
101 41---	TOTAL LICENSES AND PERMITS	48,639	47,919	955,236	1,088,729	133,493	1,023,000	-65,729	106%
42000	FINES								
101 42110	FINES	3,873	-4,322	25,605	3,052	-22,553	25,000	21,948	12%
101 42210	FINES	1,748	185	8,361	3,435	-4,926	6,000	2,565	57%
101 42220	OFFICERS COSTS	0	1,568	0	12,865	12,865	0	-12,865	0%
101 42241	DRUG COURT FEES	68	162	2,006	1,067	-939	2,000	933	53%
101 42250	JAIL FEES	461	1,093	19,692	11,857	-7,835	20,000	8,143	59%
101 42280	DUI TREATMENT FINES	95	309	1,762	1,591	-171	2,000	409	80%
101 42290	DATA ENTRY FEE - CRIMINAL CRT	679	-531	7,415	5,553	-1,862	8,000	2,448	69%
101 42291	COURTROOM SECURITY FEE	1,236	988	20,777	17,842	-2,934	25,000	7,158	71%
101 42292	VICTIMS ASSISTANCE ASSESSMENTS	378	273	6,362	4,689	-1,673	5,000	312	94%
101 42310	FINES	-2,613	1,628	55,861	58,188	2,327	100,000	41,812	58%
101 42311	FINES FOR LITTERING	0	0	459	0	-459	0	0	0%
101 42320	OFFICERS COSTS	6,225	5,868	78,498	72,150	-6,348	80,000	7,850	90%
101 42330	GAME AND FISH FINES	-5	38	50	187	137	200	13	93%
101 42341	DRUG COURT FEES	654	915	5,848	9,453	3,605	10,000	547	95%
101 42350	JAIL FEES	1,880	5,273	111,998	91,654	-20,344	118,000	26,346	78%
101 42380	DUI TREATMENT FINES	990	515	15,996	14,576	-1,420	17,000	2,424	86%
101 42390	DATA ENTRY FEE-GENERAL SESSION	3,420	2,367	32,122	32,735	613	35,000	2,265	94%
101 42391	COURTROOM SECURITY FEE	175	268	3,959	2,757	-1,202	5,000	2,243	55%
101 42392	VICTIMS ASSISTANCE ASSESSMENTS	4,035	3,632	46,612	46,407	-205	48,000	1,593	97%
101 42410	FINES	0	0	57	35	-22	1,000	965	4%
101 42420	OFFICERS COSTS	3,183	318	7,082	2,450	-4,632	5,000	2,550	49%
101 42490	DATA ENTRY FEE-JUVENILE COURT	1,310	-134	2,260	718	-1,542	1,500	782	48%
101 42491	COURTROOM SECURITY FEE	6	-6	6	2	-4	0	-2	0%
101 42520	OFFICERS COST	-23	549	3,491	3,076	-415	2,500	-576	123%

Fnd Acct	Description	2022-23 June	2023-24 June	2022-23 YTD	2023-24 YTD	YTD INCREASE (DECREASE)	2023-24 BUDGET	REMAINING BUDGET	2023-24 % USED
101	GENERAL FUND								
42000	FINES								
101 42530	DATA ENTRY FEE-CHANCERY COURT	236	702	5,464	6,124	660	5,000	-1,124	122%
101 42591	COURTROOM SECURITY FEE	148	-4	849	608	-240	500	-108	122%
101 42610	FINES	10,966	3,617	55,723	38,227	-17,497	42,500	4,273	90%
101 42910	PROCEEDS FROM CONFISCATED PROP	59,486	-523	101,454	0	-101,454	0	0	0%
101 42---	FINES	98,611	24,748	619,769	441,298	-178,470	564,200	122,904	78%
43000	CHARGES FOR CURRENT SERVICES								
101 43170	WORK RELEASE CHARGES FOR BOARD	0	596	2,445	7,149	4,704	1,000	-6,149	715%
101 43350	COPY FEES	360	214	1,838	1,220	-620	1,500	280	81%
101 43360	LIBRARY FEES	882	593	9,522	10,916	1,394	5,000	-5,916	218%
101 43365	ARCHIVES & RECORDS MANAGEMENT	24,386	19,834	272,811	260,392	-12,419	270,000	9,608	96%
101 43366	GREENBELT LATE APPLICATION FEE	0	0	0	150	150	0	-150	0%
101 43370	TELEPHONE COMMISSIONS	89,767	32,868	190,185	167,026	-23,159	243,000	75,974	69%
101 43380	VENDING MACHINE COLLECTIONS	0	51,887	0	277,222	277,222	474,400	197,178	58%
101 43382	ELECTRONIC CITATION FEE	585	941	4,999	6,915	1,917	1,000	-5,915	692%
101 43383	ADD'T TITLE & REGISTRATION FEE	33,804	8,688	140,442	120,335	-20,107	124,000	3,665	97%
101 43392	DATA PROCESSING FEE - REGISTER	2,744	2,896	37,920	36,218	-1,702	50,000	13,782	72%
101 43394	DATA PROCESSING FEE - SHERIFF	575	460	5,361	4,963	-399	6,000	1,037	83%
101 43395	SEXUAL OFFENDER REGISTR FEE	150	0	7,500	7,050	-450	7,650	600	92%
101 43396	DATA PROCESSING FEE-COUNTY CLE	6,276	5,292	16,542	18,204	1,662	16,000	-2,204	114%
101 43397	SUBS/DOC RETRIEVAL FEE - CIRCU	900	200	10,500	10,300	-200	10,000	-300	103%
101 43399	VEHICLE REGISTRATION REINSTATE	1,890	4,255	9,115	18,330	9,215	5,000	-13,330	367%
101 43990	OTHER CHARGES FOR SERVICES	90,140	90,927	90,820	91,750	930	90,000	-1,750	102%
101 43---	CHARGES FOR CURRENT SERVICES	252,459	219,651	800,000	1,038,140	238,138	1,304,550	266,410	80%
44000	TOTAL OTHER LOCAL REVENUE								
101 44110	INVESTMENT INCOME	130,586	0	319,582	71,610	-247,972	0	-71,610	0%
101 44120	LEASE/RENTALS	11,080	1,095	132,807	137,909	5,102	108,300	-29,609	127%
101 44130	SALE OF MATERIALS AND SUPPLIES	0	0	0	527	527	0	-527	0%
101 44131	COMMISSARY SALES	14,793	14,598	67,826	75,556	7,730	90,000	14,444	84%
101 44170	MISCELLANEOUS REFUNDS	-846	668	47,602	35,883	-11,719	25,000	-10,883	144%
101 44514	JOINT VENTURES	0	0	0	1,217	1,217	0	-1,217	0%
101 44530	SALE OF EQUIPMENT	1,418	10,277	19,030	78,538	59,508	40,000	-38,538	196%
101 44540	SALE OF PROPERTY	18,802	0	142,319	726	-141,592	0	-726	0%
101 44560	DAMAGES RECOVERED FROM INDIVID	0	0	0	120	120	0	-120	0%
101 44570	CONTRIBUTIONS & GIFTS	0	0	0	1,000	1,000	0	-1,000	0%
101 44990	OTHER LOCAL REVENUES	9,663	9,100	9,663	69,000	59,337	66,557	-2,443	104%
101 44---	TOTAL OTHER LOCAL REVENUE	185,496	35,738	738,829	472,086	-266,742	329,857	-142,229	143%
45000	FEES RECEIVED FROM COUNTY OFFI								
101 45510	COUNTY CLERK	259,422	256,150	1,638,488	1,568,883	-69,606	1,500,000	-68,883	105%
101 45520	CIRCUIT COURT CLERK	52,456	-40,454	603,714	431,274	-172,441	625,000	193,726	69%
101 45540	GENERAL SESSIONS COURT CLERK	93,995	72,169	993,188	1,002,821	9,633	950,000	-52,821	106%
101 45550	CLERK AND MASTER	43,282	40,711	453,725	542,621	88,897	450,000	-92,621	121%
101 45560	JUVENILE COURT CLERK	13,106	1,096	29,531	18,525	-11,006	20,000	1,475	93%
101 45580	REGISTER	35,877	111,983	685,150	680,674	-4,476	940,000	259,326	72%
101 45610	TRUSTEE	98,628	110,356	2,580,126	2,646,277	66,151	2,300,000	-346,277	115%

Fnd Acct	Description	2022-23 June	2023-24 June	2022-23 YTD	2023-24 YTD	YTD INCREASE (DECREASE)	2023-24 BUDGET	REMAINING BUDGET	2023-24 % USED
101	GENERAL FUND								
45000	FEEES RECEIVED FROM COUNTY OFFI								
101 45---	FEEES RECEIVED FROM COUNTY OFFI	596,766	552,011	6,983,922	6,891,075	-92,848	6,785,000	-106,075	102%
46000	STATE OF TENNESSEE								
101 46110	JUVENILE SERVICES PROGRAM	9,000	0	13,500	4,500	-9,000	0	-4,500	0%
101 46210	LAW ENFORCEMENT TRAINING PROGR	0	0	73,600	79,200	5,600	79,200	0	100%
101 46290	OTHER PUBLIC SAFETY GRANTS	66,752	-132,217	110,217	1,637,715	1,527,499	2,119,294	481,579	77%
101 46310	HEALTH DEPARTMENT PROGRAMS	0	0	698,661	778,189	79,527	1,194,756	416,567	65%
101 46430	LITTER PROGRAM	-2,042	-20,980	66,186	62,210	-3,976	72,100	9,890	86%
101 46820	INCOME TAX	-11,272	0	0	2,439	2,439	0	-2,439	0%
101 46830	BEER TAX	0	0	19,200	18,498	-702	20,000	1,502	92%
101 46835	VEHICLE CERT OF TITLE FEE	1,699	1,314	19,506	18,506	-1,000	19,000	494	97%
101 46840	ALCOHOLIC BEVERAGE TAX	87	196	244,283	244,149	-134	205,000	-39,149	119%
101 46852	STATE REVENUE SHARING - TELECO	-5,066	21,293	226,956	234,280	7,324	290,000	55,720	81%
101 46855	STATE SHARED SPORTS GAMING TAX	23,604	3,190	105,389	112,694	7,305	70,000	-42,694	161%
101 46915	CONTRACTED PRISONER BOARDING	414,592	250,712	1,907,033	1,306,385	-600,648	2,006,383	699,998	65%
101 46960	REGISTRAR SALARY SUPPLEMENT	3,791	3,791	15,164	15,164	0	15,200	36	100%
101 46980	OTHER STATE GRANTS	110,368	270,089	445,276	900,167	454,890	352,872	-547,295	255%
101 46990	OTHER STATE REVENUES	776,713	528,733	1,486,894	1,453,732	-33,161	551,965	-901,767	263%
101 46---	STATE OF TENNESSEE	1,388,226	926,121	5,431,865	6,867,828	1,435,963	6,995,770	127,942	98%
47000	FEDERAL GOVERNMENT								
101 47220	CIVIL DEFENSE REIMBURSEMENT	0	0	0	69,179	69,179	62,500	-6,679	111%
101 47235	HOMELAND SECURITY GRANTS	0	0	134,443	148,516	14,073	149,438	922	99%
101 47250	LAW ENFORCEMENT GRANTS	1,145	0	19,173	22,488	3,314	33,958	11,470	66%
101 47590	OTHER FEDERAL THROUGH STATE	832	743	20,967	743	-20,224	743	0	100%
101 47700	ASSET FORFEITURE FUNDS	0	0	32,867	2,561	-30,305	0	-2,561	0%
101 47803	BJA FY20 CORONA VIRUS EMER SUP	0	0	36,299	0	-36,299	0	0	0%
101 47990	OTHER DIRECT FEDERAL REVENUE	405,752	95,190	1,537,195	1,797,273	260,078	1,706,989	-90,284	105%
101 47---	FEDERAL GOVERNMENT	407,729	95,933	1,780,944	2,040,760	259,816	1,953,628	-87,132	104%
48000	OTHER GOVERNMENT AND CITIZENS								
101 48130	CONTRIBUTIONS	0	13,500	13,500	13,500	0	13,500	0	100%
101 48140	CONTRACTED SERVICES	0	0	162,372	189,529	27,157	160,000	-29,529	118%
101 48990	OTHER REVENUE	0	0	30,930	26,250	-4,680	4,844	-21,406	542%
101 48991	OPIOD SETTLEMNT PAST REMEDIATI	0	0	214,029	0	-214,029	0	0	0%
101 48---	OTHER GOVERNMENT AND CITIZENS	0	13,500	420,831	229,279	-191,552	178,344	-50,935	129%
49000	OTHER SOURCES (NON-REVENUE)								
101 49700	INSURANCE RECOVERY	13,751	377	77,730	55,414	-22,316	55,036	-378	101%
101 49800	TRANSFERS IN	2,500,000	6,000,000	2,500,000	6,337,049	3,837,049	9,023,049	2,686,000	70%
101 49810	CITY GENERAL FUND TRANSFER	76,949	58,911	161,571	101,066	-60,504	119,795	18,729	84%
101 49999	USE OF FUND BALANCE	0	0	0	0	0	162,500	162,500	0%
101 49---	OTHER SOURCES (NON-REVENUE)	2,590,700	6,059,288	2,739,301	6,493,529	3,754,229	9,360,380	2,866,851	69%
101 -----	GENERAL FUND	6,854,363	9,615,077	47,377,106	61,409,689	14,032,582	62,994,150	1,584,463	97%

Fnd Acct	Description	2022-23 June	2023-24 June	2022-23 YTD	2023-24 YTD	YTD INCREASE (DECREASE)	2023-24 BUDGET	REMAINING BUDGET	2023-24 % USED
116	SOLID WASTE FUND								
40000	TOTAL LOCAL TAXES								
116 40110	CURRENT PROPERTY TAX	7,894	4,644	1,223,504	1,239,337	15,832	1,205,364	-33,973	103%
116 40120	TRUSTEE COLLECTIONS - PRIOR YR	215	214	23,180	20,215	-2,965	20,319	104	99%
116 40125	TRUSTEE COLLECTIONS-BANKRUPTCY	0	44	1	94	93	209	115	45%
116 40130	COURT COLLECTIONS-PRIOR YEARS	15	457	5,101	6,036	935	9,925	3,889	61%
116 40140	INTEREST AND PENALTY	424	312	5,691	6,115	424	6,332	217	97%
116 40161	PAYMENT IN-LIEU-OF TAX - TVA	0	0	95	95	0	94	-1	102%
116 40162	PAYMENT IN-LIEU-OF TAX - UTIL	22,461	19,772	22,506	19,772	-2,733	20,896	1,124	95%
116 40163	PAYMENT IN-LIEU-OF TAX - OTHER	87	107	312	360	48	260	-100	139%
116 40270	BUSINESS TAX	12,049	12,824	49,924	56,669	6,745	40,485	-16,184	140%
116 40320	BANK EXCISE TAX	0	0	9,220	10,004	784	7,840	-2,164	128%
116 40---	TOTAL LOCAL TAXES	43,145	38,374	1,339,534	1,358,697	19,163	1,311,724	-46,973	104%
41000	TOTAL LICENSES AND PERMITS								
116 41110	MARRIAGE LICENSE	-2	15	137	150	13	160	10	94%
116 41---	TOTAL LICENSES AND PERMITS	-2	15	137	150	13	160	10	94%
43000	CHARGES FOR CURRENT SERVICES								
116 43114	SOLID WASTE DISPOSAL FEE	0	0	0	0	0	5,050	5,050	0%
116 43116	SURCHARGE-WASTE TIRE DISPOSAL	18,400	48,654	99,945	128,363	28,418	85,850	-42,513	150%
116 43990	OTHER CHARGES FOR SERVICES	0	0	0	700	700	0	-700	0%
116 43---	CHARGES FOR CURRENT SERVICES	18,400	48,654	99,945	129,063	29,118	90,900	-38,163	142%
44000	TOTAL OTHER LOCAL REVENUE								
116 44110	INVESTMENT INCOME	3,640	0	10,873	3,169	-7,704	0	-3,169	0%
116 44145	SALE OF RECYCLED MATERIALS	42,119	21,811	240,478	249,730	9,252	200,000	-49,730	125%
116 44170	MISCELLANEOUS REFUNDS	0	0	3,214	912	-2,302	0	-912	0%
116 44530	SALE OF EQUIPMENT	30,000	0	30,000	0	-30,000	0	0	0%
116 44---	TOTAL OTHER LOCAL REVENUE	75,759	21,811	284,565	253,811	-30,754	200,000	-53,811	127%
46000	STATE OF TENNESSEE								
116 46170	SOLID WASTE GRANTS	0	0	0	21,871	21,871	22,993	1,122	95%
116 46990	OTHER STATE REVENUES	33,219	-289	128,986	123,485	-5,501	110,000	-13,485	112%
116 46---	STATE OF TENNESSEE	33,219	-289	128,986	145,356	16,370	132,993	-12,363	109%
49000	OTHER SOURCES (NON-REVENUE)								
116 49700	INSURANCE RECOVERY	8,413	0	8,413	0	-8,413	0	0	0%
116 49---	OTHER SOURCES (NON-REVENUE)	8,413	0	8,413	0	-8,413	0	0	0%
116 -----	SOLID WASTE FUND	178,934	108,565	1,861,580	1,887,077	25,497	1,735,777	-151,300	109%
=====									

Fnd Acct	Description	2022-23 June	2023-24 June	2022-23 YTD	2023-24 YTD	YTD INCREASE (DECREASE)	2023-24 BUDGET	REMAINING BUDGET	2023-24 % USED
122	DRUG FUND								
42000	FINES								
122 42240	DRUG CONTROL FINES	-4,308	-991	1,839	1,826	-13	3,500	1,674	52%
122 42340	DRUG CONTROL FINES	1,490	908	13,828	7,008	-6,821	10,000	2,992	70%
122 42910	PROCEEDS FROM CONFISCATED PROP	400	-77,836	400	0	-400	0	0	0%
122 42---	FINES	-2,418	-77,919	16,067	8,834	-7,234	13,500	4,666	65%
44000	TOTAL OTHER LOCAL REVENUE								
122 44110	INVESTMENT INCOME	2,052	0	5,768	1,490	-4,277	0	-1,490	0%
122 44---	TOTAL OTHER LOCAL REVENUE	2,052	0	5,768	1,490	-4,277	0	-1,490	0%
49000	OTHER SOURCES (NON-REVENUE)								
122 49800	TRANSFERS IN	4,500	4,027	4,500	4,027	-473	0	-4,027	0%
122 49---	OTHER SOURCES (NON-REVENUE)	4,500	4,027	4,500	4,027	-473	0	-4,027	0%
122 -----	DRUG FUND	4,134	-73,892	26,335	14,351	-11,984	13,500	-851	106%
		=====	=====	=====	=====	=====	=====	=====	=====

Fnd Acct	Description	2022-23 June	2023-24 June	2022-23 YTD	2023-24 YTD	YTD INCREASE (DECREASE)	2023-24 BUDGET	REMAINING BUDGET	2023-24 % USED
127	ARPA - SPECIAL REVENUE FUND								
44000	TOTAL OTHER LOCAL REVENUE								
127 44110	INVESTMENT INCOME	243,797	0	284,007	47,216	-236,791	0	-47,216	0%
127 44990	OTHER LOCAL REVENUES	24,450	0	24,450	0	-24,450	0	0	0%
127 44---	TOTAL OTHER LOCAL REVENUE	268,247	0	308,457	47,216	-261,241	0	-47,216	0%
47000	FEDERAL GOVERNMENT								
127 47170	APPALACHIAN REGIONAL COMMISSIO	0	0	0	0	0	350,000	350,000	0%
127 47401	ARPA GRANT 1 - TDEC SWIG	0	135,021	0	4,238,781	4,238,781	6,353,536	2,114,755	67%
127 47590	OTHER FEDERAL THROUGH STATE	0	9,030	0	9,030	9,030	337,500	328,470	3%
127 47---	FEDERAL GOVERNMENT	0	144,051	0	4,247,811	4,247,811	7,041,036	2,793,225	60%
127 -----	ARPA - SPECIAL REVENUE FUND	268,247	144,051	308,457	4,295,027	3,986,570	7,041,036	2,746,009	61%
		=====	=====	=====	=====	=====	=====	=====	=====

Fnd Acct	Description	2022-23 June	2023-24 June	2022-23 YTD	2023-24 YTD	YTD INCREASE (DECREASE)	2023-24 BUDGET	REMAINING BUDGET	2023-24 % USED
128	OPIOID LITIGATION SETTLEMENT								
44000	TOTAL OTHER LOCAL REVENUE								
128 44110	INVESTMENT INCOME	653	1,778	1,235	7,920	6,685	0	-7,920	0%
128 44---	TOTAL OTHER LOCAL REVENUE	653	1,778	1,235	7,920	6,685	0	-7,920	0%
46000	STATE OF TENNESSEE								
128 46845	OPIOID SETTLEMNT TN ABATEMENT C	0	0	530,036	561,253	31,216	0	-561,253	0%
128 46---	STATE OF TENNESSEE	0	0	530,036	561,253	31,216	0	-561,253	0%
48000	OTHER GOVERNMENT AND CITIZENS								
128 48991	OPIOID SETTLEMNT PAST REMEDIATI	0	0	0	446,282	446,282	0	-446,282	0%
128 48---	OTHER GOVERNMENT AND CITIZENS	0	0	0	446,282	446,282	0	-446,282	0%
49000	OTHER SOURCES (NON-REVENUE)								
128 49800	TRANSFERS IN	0	0	162,483	0	-162,483	0	0	0%
128 49---	OTHER SOURCES (NON-REVENUE)	0	0	162,483	0	-162,483	0	0	0%
128 -----	OPIOID LITIGATION SETTLEMENT	653	1,778	693,754	1,015,455	321,700	0	-1,015,455	0%
		=====	=====	=====	=====	=====	=====	=====	=====

Fnd Acct	Description	2022-23	2023-24	2022-23	2023-24	YTD INCREASE	2023-24	REMAINING	2023-24
		June	June	YTD	YTD	(DECREASE)	BUDGET	BUDGET	% USED
131	HIGHWAY FUND								
40000	TOTAL LOCAL TAXES								
131 40110	CURRENT PROPERTY TAX	29,317	17,910	4,718,083	4,780,257	62,174	4,782,005	1,748	100%
131 40120	TRUSTEE COLLECTIONS - PRIOR YR	836	845	90,120	78,155	-11,965	78,373	218	100%
131 40125	TRUSTEE COLLECTIONS-BANKRUPTCY	0	169	8	400	392	806	406	50%
131 40130	COURT COLLECTIONS-PRIOR YEARS	56	1,761	19,675	23,283	3,608	38,284	15,001	61%
131 40140	INTEREST AND PENALTY	1,642	1,207	22,396	23,987	1,591	24,424	437	98%
131 40161	PAYMENT IN-LIEU-OF TAX - TVA	0	0	368	368	0	360	-8	102%
131 40162	PAYMENT IN-LIEU-OF TAX - UTIL	86,634	76,264	86,807	76,264	-10,543	80,597	4,333	95%
131 40163	PAYMENT IN-LIEU-OF TAX - OTHER	19,059	21,329	24,818	27,090	2,272	1,007	-26,083	2,690%
131 40270	BUSINESS TAX	46,476	46,511	192,564	215,625	23,061	156,157	-59,468	138%
131 40280	MINERAL SEVERANCE TAX	-729	-3,851	18,981	15,290	-3,691	24,000	8,710	64%
131 40320	BANK EXCISE TAX	0	0	35,562	38,585	3,023	30,224	-8,361	128%
131 40---	TOTAL LOCAL TAXES	183,291	162,145	5,209,382	5,279,304	69,922	5,216,237	-63,067	101%
41000	TOTAL LICENSES AND PERMITS								
131 41110	MARRIAGE LICENSE	85	56	622	580	-41	600	20	97%
131 41590	OTHER PERMITS	0	0	300	0	-300	300	300	0%
131 41---	TOTAL LICENSES AND PERMITS	85	56	922	580	-341	900	320	64%
44000	TOTAL OTHER LOCAL REVENUE								
131 44110	INVESTMENT INCOME	46,883	0	130,543	37,471	-93,072	0	-37,471	0%
131 44120	LEASE/RENTALS	21,167	27,019	165,739	176,535	10,796	145,000	-31,535	122%
131 44130	SALE OF MATERIALS AND SUPPLIES	0	0	2,150	6,093	3,943	0	-6,093	0%
131 44170	MISCELLANEOUS REFUNDS	0	66	3,958	3,074	-884	0	-3,074	0%
131 44530	SALE OF EQUIPMENT	39,775	39,000	220,521	63,300	-157,221	0	-63,300	0%
131 44---	TOTAL OTHER LOCAL REVENUE	107,825	66,085	522,911	286,473	-236,438	145,000	-141,473	198%
46000	STATE OF TENNESSEE								
131 46410	BRIDGE PROGRAM	0	0	852,644	716,313	-136,331	1,946,500	1,230,187	37%
131 46420	STATE AID PROGRAM	0	0	0	1,527,167	1,527,167	1,259,600	-267,567	121%
131 46920	GASOLINE AND MOTOR FUEL TAX	280,787	301,585	3,335,840	3,369,023	33,182	3,200,000	-169,023	105%
131 46925	HYBRID/ELECTRIC VEHICLE TAX	0	9,027	0	16,702	16,702	0	-16,702	0%
131 46930	PETROLEUM SPECIAL TAX	7,344	7,344	88,124	88,124	0	89,000	876	99%
131 46---	STATE OF TENNESSEE	288,131	317,956	4,276,608	5,717,329	1,440,720	6,495,100	777,771	88%
48000	OTHER GOVERNMENT AND CITIZENS								
131 48120	PAVING AND MAINTENANCE	11,210	4,944	105,226	4,944	-100,282	0	-4,944	0%
131 48---	OTHER GOVERNMENT AND CITIZENS	11,210	4,944	105,226	4,944	-100,282	0	-4,944	0%
49000	OTHER SOURCES (NON-REVENUE)								
131 49700	INSURANCE RECOVERY	4,001	1,127	23,028	15,107	-7,921	12,400	-2,707	122%
131 49---	OTHER SOURCES (NON-REVENUE)	4,001	1,127	23,028	15,107	-7,921	12,400	-2,707	122%
131 -----	HIGHWAY FUND	594,543	552,313	10,138,077	11,303,737	1,165,660	11,869,637	565,900	95%

Fnd Acct	Description	2022-23 June	2023-24 June	2022-23 YTD	2023-24 YTD	YTD INCREASE (DECREASE)	2023-24 BUDGET	REMAINING BUDGET	2023-24 % USED
151	GENERAL DEBT SERVICE FUND								
40000	TOTAL LOCAL TAXES								
151 40110	CURRENT PROPERTY TAX	80,989	25,059	12,931,706	8,844,773	-4,086,934	8,746,026	-98,747	101%
151 40120	TRUSTEE COLLECTIONS - PRIOR YR	2,282	2,306	246,158	213,810	-32,348	214,800	990	100%
151 40125	TRUSTEE COLLECTIONS-BANKRUPTCY	0	464	16	1,055	1,039	2,209	1,154	48%
151 40130	COURT COLLECTIONS-PRIOR YEARS	155	1,479	53,923	44,115	-9,808	104,925	60,810	42%
151 40140	INTEREST AND PENALTY	4,489	2,030	60,626	55,295	-5,330	66,940	11,645	83%
151 40161	PAYMENT IN-LIEU-OF TAX - TVA	0	0	1,009	682	-327	994	312	69%
151 40162	PAYMENT IN-LIEU-OF TAX - UTIL	237,442	141,230	237,916	141,230	-96,685	220,896	79,666	64%
151 40163	PAYMENT IN-LIEU-OF TAX - OTHER	623	764	2,999	2,574	-425	2,760	186	93%
151 40266	LITIGATION TAX - JAIL	31,445	25,921	298,173	315,617	17,445	244,000	-71,617	129%
151 40270	BUSINESS TAX	124,128	91,601	524,517	411,442	-113,075	427,985	16,543	96%
151 40320	BANK EXCISE TAX	0	0	97,466	71,454	-26,012	82,836	11,382	86%
151 40---	TOTAL LOCAL TAXES	481,553	290,854	14,454,509	10,102,047	-4,352,460	10,114,371	12,324	100%
41000	TOTAL LICENSES AND PERMITS								
151 41110	MARRIAGE LICENSE	180	51	1,651	1,075	-576	1,657	582	65%
151 41---	TOTAL LICENSES AND PERMITS	180	51	1,651	1,075	-576	1,657	582	65%
44000	TOTAL OTHER LOCAL REVENUE								
151 44110	INVESTMENT INCOME	33,555	1,088,063	159,800	4,447,705	4,287,905	4,000,000	-447,705	111%
151 44---	TOTAL OTHER LOCAL REVENUE	33,555	1,088,063	159,800	4,447,705	4,287,905	4,000,000	-447,705	111%
49000	OTHER SOURCES (NON-REVENUE)								
151 49800	TRANSFERS IN	0	0	81,000	49,000	-32,000	49,000	0	100%
151 49---	OTHER SOURCES (NON-REVENUE)	0	0	81,000	49,000	-32,000	49,000	0	100%
151 -----	GENERAL DEBT SERVICE FUND	515,288	1,378,968	14,696,960	14,599,827	-97,131	14,165,028	-434,799	103%
		=====	=====	=====	=====	=====	=====	=====	=====

Fnd Acct	Description	2022-23 June	2023-24 June	2022-23 YTD	2023-24 YTD	YTD INCREASE (DECREASE)	2023-24 BUDGET	REMAINING BUDGET	2023-24 % USED
152	RURAL DEBT SERVICE								
44000	TOTAL OTHER LOCAL REVENUE								
152 44110	INVESTMENT INCOME	4,280	0	4,485	180	-4,305	0	-180	0%
152 44---	TOTAL OTHER LOCAL REVENUE	4,280	0	4,485	180	-4,305	0	-180	0%
49000	OTHER SOURCES (NON-REVENUE)								
152 49800	TRANSFERS IN	28,241	28,241	338,892	338,892	0	338,892	0	100%
152 49---	OTHER SOURCES (NON-REVENUE)	28,241	28,241	338,892	338,892	0	338,892	0	100%
152 -----	RURAL DEBT SERVICE	32,521	28,241	343,377	339,072	-4,305	338,892	-180	100%
		=====	=====	=====	=====	=====	=====	=====	=====

Fnd Acct	Description	2022-23 June	2023-24 June	2022-23 YTD	2023-24 YTD	YTD INCREASE (DECREASE)	2023-24 BUDGET	REMAINING BUDGET	2023-24 % USED
171	GENERAL CAPITAL PROJECTS FUND								
40000	TOTAL LOCAL TAXES								
171 40110	CURRENT PROPERTY TAX	6,567	3,980	1,048,510	1,062,293	13,783	1,049,523	-12,770	101%
171 40120	TRUSTEE COLLECTIONS - PRIOR YR	195	197	21,812	18,060	-3,752	17,416	-644	104%
171 40125	TRUSTEE COLLECTIONS-BANKRUPTCY	0	38	15	229	214	179	-50	128%
171 40130	COURT COLLECTIONS-PRIOR YEARS	13	391	4,372	5,174	802	8,507	3,333	61%
171 40140	INTEREST AND PENALTY	369	277	6,178	6,759	581	5,428	-1,331	125%
171 40161	PAYMENT IN-LIEU-OF TAX - TVA	0	0	82	82	0	81	-1	101%
171 40162	PAYMENT IN-LIEU-OF TAX - UTIL	19,252	16,948	19,290	16,948	-2,343	17,910	962	95%
171 40163	PAYMENT IN-LIEU-OF TAX - OTHER	75	351	267	569	301	224	-345	254%
171 40270	BUSINESS TAX	10,328	16,571	42,792	54,152	11,360	34,701	-19,451	156%
171 40320	BANK EXCISE TAX	0	0	7,903	8,574	672	6,716	-1,858	128%
171 40---	TOTAL LOCAL TAXES	36,799	38,753	1,151,221	1,172,840	21,618	1,140,685	-32,155	103%
41000	TOTAL LICENSES AND PERMITS								
171 41110	MARRIAGE LICENSE	15	12	134	129	-5	134	5	96%
171 41---	TOTAL LICENSES AND PERMITS	15	12	134	129	-5	134	5	96%
44000	TOTAL OTHER LOCAL REVENUE								
171 44110	INVESTMENT INCOME	40,712	0	241,686	103,643	-138,043	0	-103,643	0%
171 44170	MISCELLANEOUS REFUNDS	364,764	138	364,764	160	-364,605	0	-160	0%
171 44---	TOTAL OTHER LOCAL REVENUE	405,476	138	606,450	103,803	-502,648	0	-103,803	0%
47000	FEDERAL GOVERNMENT								
171 47590	OTHER FEDERAL THROUGH STATE	0	83,017	0	83,017	83,017	1,100,000	1,016,983	8%
171 47---	FEDERAL GOVERNMENT	0	83,017	0	83,017	83,017	1,100,000	1,016,983	8%
49000	OTHER SOURCES (NON-REVENUE)								
171 49200	NOTES ISSUED	0	5,000,000	0	5,000,000	5,000,000	7,000,000	2,000,000	71%
171 49800	TRANSFERS IN	2,600,000	0	8,263,745	9,616	-8,254,129	9,616	0	100%
171 49810	CITY GENERAL FUND TRANSFER	0	24,808	0	24,808	24,808	0	-24,808	0%
171 49---	OTHER SOURCES (NON-REVENUE)	2,600,000	5,024,808	8,263,745	5,034,424	-3,229,321	7,009,616	1,975,192	72%
171 -----	GENERAL CAPITAL PROJECTS FUND	3,042,290	5,146,728	10,021,550	6,394,213	-3,627,339	9,250,435	2,856,222	69%
		=====	=====	=====	=====	=====	=====	=====	=====

Fnd Acct	Description	2022-23 June	2023-24 June	2022-23 YTD	2023-24 YTD	YTD INCREASE (DECREASE)	2023-24 BUDGET	REMAINING BUDGET	2023-24 % USED
177	EDUCATION CAPITAL PROJECTS								
40000	TOTAL LOCAL TAXES								
177 40110	CURRENT PROPERTY TAX	37,211	22,553	5,941,610	6,019,592	77,982	5,947,298	-72,294	101%
177 40120	TRUSTEE COLLECTIONS - PRIOR YR	1,025	1,049	111,282	97,528	-13,754	98,692	1,164	99%
177 40125	TRUSTEE COLLECTIONS-BANKRUPTCY	0	213	0	376	376	1,015	639	37%
177 40130	COURT COLLECTIONS-PRIOR YEARS	71	2,218	24,775	29,319	4,543	48,209	18,890	61%
177 40140	INTEREST AND PENALTY	2,035	1,510	26,304	28,292	1,989	30,756	2,464	92%
177 40161	PAYMENT IN-LIEU-OF TAX - TVA	0	0	464	464	0	460	-4	101%
177 40162	PAYMENT IN-LIEU-OF TAX - UTIL	109,095	96,037	109,313	96,037	-13,276	101,493	5,456	95%
177 40163	PAYMENT IN-LIEU-OF TAX - OTHER	424	153	1,515	1,384	-132	1,270	-114	109%
177 40270	BUSINESS TAX	58,526	54,412	242,489	267,371	24,882	196,642	-70,729	136%
177 40320	BANK EXCISE TAX	0	0	44,782	48,589	3,807	38,060	-10,529	128%
177 40---	TOTAL LOCAL TAXES	208,387	178,145	6,502,534	6,588,952	86,417	6,463,895	-125,057	102%
41000	TOTAL LICENSES AND PERMITS								
177 41110	MARRIAGE LICENSE	83	71	759	731	-28	760	29	96%
177 41---	TOTAL LICENSES AND PERMITS	83	71	759	731	-28	760	29	96%
44000	TOTAL OTHER LOCAL REVENUE								
177 44110	INVESTMENT INCOME	39,065	0	39,065	0	-39,065	0	0	0%
177 44---	TOTAL OTHER LOCAL REVENUE	39,065	0	39,065	0	-39,065	0	0	0%
48000	OTHER GOVERNMENT AND CITIZENS								
177 48990	OTHER REVENUE	0	19,000	0	40,000	40,000	0	-40,000	0%
177 48---	OTHER GOVERNMENT AND CITIZENS	0	19,000	0	40,000	40,000	0	-40,000	0%
49000	OTHER SOURCES (NON-REVENUE)								
177 49800	TRANSFERS IN	0	0	76,000	0	-76,000	0	0	0%
177 49---	OTHER SOURCES (NON-REVENUE)	0	0	76,000	0	-76,000	0	0	0%
177 -----	EDUCATION CAPITAL PROJECTS	247,535	197,216	6,618,358	6,629,683	11,324	6,464,655	-165,028	103%
		=====	=====	=====	=====	=====	=====	=====	=====

Fnd Acct	Description	2022-23 June	2023-24 June	2022-23 YTD	2023-24 YTD	YTD INCREASE (DECREASE)	2023-24 BUDGET	REMAINING BUDGET	2023-24 % USED
263	EMPLOYEE SELF-INSURANCE FUND								
43000	CHARGES FOR CURRENT SERVICES								
263 43101	SELF-INSURANCE PREMIUMS/CONTRI	563,864	652,675	6,776,543	7,290,793	514,250	7,457,557	166,764	98%
263 43---	CHARGES FOR CURRENT SERVICES	563,864	652,675	6,776,543	7,290,793	514,250	7,457,557	166,764	98%
44000	TOTAL OTHER LOCAL REVENUE								
263 44110	INVESTMENT INCOME	23,666	0	68,997	17,547	-51,450	0	-17,547	0%
263 44160	RETIREE INSURANCE PAYMENTS	4,770	7,145	74,095	105,566	31,471	107,000	1,434	99%
263 44---	TOTAL OTHER LOCAL REVENUE	28,436	7,145	143,092	123,113	-19,979	107,000	-16,113	115%
263 -----	EMPLOYEE SELF-INSURANCE FUND	592,300	659,820	6,919,635	7,413,906	494,271	7,564,557	150,651	98%
		=====	=====	=====	=====	=====	=====	=====	=====

Number of Accounts: 272

***** End of report *****

Obj	Account Level Description	June 2022-23	June 2023-24	MONTHLY CHANGE	2022-23 Activity	2023-24 Activity	Y-O-Y CHANGE	2023-24 BUDGET	REMAINING BUDGET	% OF BUDGET
101	GENERAL FUND									
51100	COUNTY COMMISSION									
000	-									
191	BOARD MEMBER FEES	5,625	5,625	0	67,500	67,500	0	67,500	0	100%
199	OTHER PER DIEM AND FEES	100	100	0	1,200	1,200	0	1,200	0	100%
201	SOCIAL SECURITY	355	355	0	4,259	4,259	0	4,200	-59	101%
204	PENSIONS	508	508	0	5,828	6,099	271	4,506	-1,593	135%
212	EMPLOYER MEDICARE	83	83	0	996	996	0	990	-6	101%
312	CONTRACTS - PRIVATE AGENCI	72,324	429	-71,895	104,561	4,272	-100,289	40,500	36,228	11%
320	DUES AND MEMBERSHIPS	0	0	0	9,077	9,077	0	10,817	1,740	84%
334	MAINTENANCE AGREEMENTS	0	0	0	1,850	11,357	9,507	14,800	3,443	77%
351	RENTALS	0	0	0	245	65	-180	300	235	22%
355	TRAVEL	1,046	0	-1,046	8,811	4,939	-3,872	8,000	3,061	62%
356	REGISTRATION FEES	700	0	-700	3,900	3,000	-900	3,950	950	76%
422	FOOD SUPPLIES	229	0	-229	229	1,441	1,211	1,000	-441	144%
435	OFFICE SUPPLIES	0	0	0	466	535	69	500	-35	107%
499	OTHER SUPPLIES AND MATERIA	29	0	-29	29	0	-29	0	0	0%
513	WORKERS' COMPENSATION INSU	0	0	0	132	125	-7	140	15	90%
599	OTHER CHARGES	0	0	0	250	0	-250	2,000	2,000	0%
799	OTHER CAPITAL OUTLAY	6,036	0	-6,036	13,536	0	-13,536	10,000	10,000	0%
---		87,035	7,100	-79,935	222,869	114,865	-108,005	170,403	55,538	67%
---		87,035	7,100	-79,935	222,869	114,865	-108,005	170,403	55,538	67%
=====										
51210	BOARD OF EQUALIZATION									
000	-									
191	BOARD & COMMITTEE MEMBERS	1,250	6,450	5,200	1,250	6,450	5,200	10,000	3,550	65%
---		1,250	6,450	5,200	1,250	6,450	5,200	10,000	3,550	65%
---		1,250	6,450	5,200	1,250	6,450	5,200	10,000	3,550	65%
=====										
51300	COUNTY MAYOR									
000	-									
101	COUNTY OFFICIAL	12,574	13,203	629	150,892	158,436	7,544	158,436	0	100%
103	ASSISTANT(S)	5,081	5,277	197	61,865	66,281	4,415	66,287	7	100%
201	SOCIAL SECURITY	1,283	1,317	33	13,116	14,187	1,071	13,940	-247	102%
204	PENSIONS	2,124	2,235	111	25,595	27,045	1,451	27,040	-5	100%
205	EMPLOYEE AND DEPENDENT INS	1,976	2,134	158	23,716	24,664	949	23,800	-864	104%
212	EMPLOYER MEDICARE	300	308	8	3,143	3,318	175	3,260	-58	102%
299	OTHER FRINGE BENEFITS	3,285	3,015	-270	6,885	7,086	201	6,600	-486	107%
307	COMMUNICATION (CO MAYOR)	92	92	0	552	552	0	1,500	948	37%
312	CONTRACTS - PRIVATE AGENCI	65	61	-5	65	61	-5	500	440	12%
320	DUES AND MEMBERSHIPS	0	0	0	2,630	2,830	200	5,600	2,770	51%
333	LICENSES	0	0	0	25	0	-25	0	0	0%
334	MAINTENANCE AGREEMENTS	736	686	-51	3,020	2,639	-382	2,840	201	93%
348	POSTAL CHARGES (CO MAYOR)	1	3	1	41	11	-30	100	89	11%
351	RENTALS	562	0	-562	3,786	3,158	-628	3,400	242	93%
355	TRAVEL (CO MAYOR)	-21	155	176	3,752	1,436	-2,316	4,000	2,564	36%
356	REGISTRATION FEES	0	0	0	1,130	650	-480	1,000	350	65%
414	DUPLICATING SUPPLIES	0	0	0	250	234	-16	300	66	78%
435	OFFICE SUPPLIES (CO MAYOR)	0	0	0	53	248	195	300	52	83%
437	PERIODICALS	0	180	180	264	180	-84	300	120	60%

Obj	Account Level Description	June 2022-23	June 2023-24	MONTHLY CHANGE	2022-23 Activity	2023-24 Activity	Y-O-Y CHANGE	2023-24 BUDGET	REMAINING BUDGET	% OF BUDGET
101	GENERAL FUND									
51300	COUNTY MAYOR									
000	-									
499	OTHER SUPPLIES AND MATERIA	0	0	0	73	0	-73	0	0	0%
508	PREMIUMS ON CORPORATE SURE	0	0	0	50	0	-50	0	0	0%
513	WORKERS' COMPENSATION INSU	0	0	0	376	377	1	380	3	99%
599	OTHER CHARGES	0	0	0	0	75	75	1,500	1,425	5%
---		28,058	28,666	605	301,279	313,468	12,188	321,083	7,617	98%
---		28,058	28,666	605	301,279	313,468	12,188	321,083	7,617	98%
=====										
51400	COUNTY ATTORNEY									
000	-									
105	SUPERVISOR/DIRECTOR	13,770	13,816	46	167,719	175,430	7,711	175,430	0	100%
133	PARAPROFESSIONALS	3,544	4,277	734	43,155	47,937	4,782	47,938	1	100%
161	SECRETARY(S)	0	0	0	0	0	0	70	70	0%
188	BONUS PAYMENTS	0	0	0	0	0	0	130	130	0%
201	SOCIAL SECURITY	1,039	1,081	41	12,027	13,090	1,063	13,808	718	95%
204	PENSIONS	2,253	2,218	-36	25,150	26,912	1,762	26,750	-162	101%
205	EMPLOYEE AND DEPENDENT INS	1,078	1,414	336	15,478	16,338	860	37,000	20,662	44%
212	EMPLOYER MEDICARE	243	253	10	2,966	3,140	174	3,225	85	97%
307	COMMUNICATION	0	68	68	0	157	157	0	-157	0%
320	DUES AND MEMBERSHIPS	343	609	267	1,294	783	-511	1,250	467	63%
331	LEGAL SERVICES	13,014	390	-12,624	25,568	29,013	3,445	98,740	69,727	29%
332	LEGAL NOTICES	24	0	-24	51	80	29	500	420	16%
334	MAINTENANCE AGREEMENTS	372	207	-165	2,065	2,104	39	4,360	2,256	48%
348	POSTAL CHARGES	75	50	-26	132	137	5	200	63	69%
351	RENTALS	141	70	-70	1,006	1,022	16	1,300	278	79%
355	TRAVEL	875	0	-875	875	440	-436	1,750	1,310	25%
356	REGISTRATION FEES	349	0	-349	1,891	995	-897	2,225	1,230	45%
411	DATA PROCESSING SUPPLIES	0	0	0	0	0	0	200	200	0%
435	OFFICE SUPPLIES	901	1,020	120	2,005	2,708	703	3,000	292	90%
437	PERIODICALS	126	597	471	7,914	7,067	-847	7,500	433	94%
499	OTHER SUPPLIES AND MATERIA	0	0	0	0	105	105	400	295	26%
513	WORKERS' COMPENSATION INSU	0	0	0	438	390	-49	440	50	89%
599	OTHER CHARGES	0	0	0	27	0	-27	500	500	0%
---		38,147	26,070	-12,076	309,761	327,848	18,084	426,716	98,868	77%
050	ENVIRONMENTAL COURT CLEAN-UP									
332	ENVIRON COURT RECORDING FE	0	0	0	46	42	-4	0	-42	0%
---		0	0	0	46	42	-4	0	-42	0%
420	IDB - ECONOMIC DEVELOPMENT									
333	REGISTRATION FEE - IDB	0	0	0	61	0	-61	0	0	0%
---		0	0	0	61	0	-61	0	0	0%
---		38,147	26,070	-12,076	309,868	327,890	18,019	426,716	98,826	77%
=====										

Obj	Account Level Description	June 2022-23	June 2023-24	MONTHLY CHANGE	2022-23 Activity	2023-24 Activity	Y-O-Y CHANGE	2023-24 BUDGET	REMAINING BUDGET	% OF BUDGET
101	GENERAL FUND									
51500	ELECTION COMMISSION									
000	-									
101	COUNTY OFFICIAL	8,098	8,502	405	97,171	102,029	4,858	102,029	0	100%
106	DEPUTIES	17,151	18,201	1,050	194,781	205,939	11,157	212,921	6,982	97%
169	PART-TIME PERSONNEL	-1,092	60	1,152	126,514	64,001	-62,512	100,180	36,179	64%
192	ELECTION COMMISSION	0	0	0	21,000	22,200	1,200	22,200	0	100%
193	ELECTION WORKERS	0	0	0	41,555	24,280	-17,275	37,555	13,275	65%
201	SOCIAL SECURITY	1,403	1,556	154	26,162	23,429	-2,733	27,120	3,691	86%
204	PENSIONS	2,009	3,596	1,587	26,739	32,028	5,289	37,893	5,865	85%
205	EMPLOYEE AND DEPENDENT INS	8,992	4,744	-4,248	81,462	64,263	-17,200	108,171	43,908	59%
210	UNEMPLOYMENT COMPENSATION	0	0	0	7,150	0	-7,150	0	0	0%
212	EMPLOYER MEDICARE	328	364	36	6,119	5,480	-639	6,345	865	86%
299	OTHER FRINGE BENEFITS	0	0	0	0	183	183	0	-183	0%
312	CONTRACTS - PRIVATE AGENCI	75	65	-10	904	23,262	22,358	30,296	7,034	77%
317	DATA PROCESSING SERVICES	0	0	0	5,327	7,809	2,482	8,224	415	95%
320	DUES AND MEMBERSHIPS	0	0	0	800	800	0	1,475	675	54%
328	JANITORIAL SERVICES	0	0	0	0	0	0	300	300	0%
332	LEGAL NOTICES	0	1,001	1,001	5,749	3,791	-1,958	6,406	2,615	59%
334	MAINTENANCE AGREEMENTS	1,167	617	-550	40,295	38,571	-1,723	43,513	4,942	89%
348	POSTAL CHARGES (ELECTION C	11,435	-20,340	-31,775	27,167	-321	-27,488	20,802	21,123	-2%
349	PRINTING	833	540	-293	5,322	3,174	-2,148	7,281	4,107	44%
350	INTERNET CONNECTIVITY	0	795	795	0	9,653	9,653	7,932	-1,721	122%
351	RENTALS (ELECTION COMM)	0	588	588	32,637	16,536	-16,101	19,919	3,383	83%
351	RENTALS/DISCOUNTS TAKEN	0	-1	-1	0	-1	-1	0	1	0%
355	TRAVEL (ELECTION COMM)	21	856	835	7,050	11,794	4,744	11,894	100	99%
356	REGISTRATION FEES	50	0	-50	130	276	146	500	224	55%
410	CUSTODIAL SUPPLIES	0	0	0	0	238	238	1,500	1,262	16%
411	DATA PROCESSING SUPPLIES	0	0	0	154	2,205	2,051	7,520	5,315	29%
414	DUPLICATING SUPPLIES	0	0	0	0	0	0	600	600	0%
415	ELECTRICITY	-774	789	1,563	0	4,609	4,609	4,980	371	93%
422	FOOD SUPPLIES	0	0	0	140	132	-8	400	268	33%
434	NATURAL GAS	-1,041	56	1,097	0	2,222	2,222	2,280	58	97%
435	OFFICE SUPPLIES (ELECTION	492	305	-187	6,864	9,640	2,776	11,000	1,360	88%
442	PROPANE GAS	0	0	0	0	136	136	0	-136	0%
454	WATER AND SEWER	-224	123	347	0	742	742	540	-202	137%
471	SOFTWARE	0	0	0	2,438	0	-2,438	0	0	0%
499	OTHER SUPPL & MATERI (ELEC	0	0	0	0	7,156	7,156	7,150	-6	100%
502	INSURANCE-BLDG AND CONTENT	0	0	0	520	4,171	3,651	1,500	-2,671	278%
506	LIABILITY INSURANCE	0	0	0	12,060	12,605	545	12,973	368	97%
513	WORKERS' COMPENSATION INSU	0	0	0	701	1,071	371	710	-361	151%
515	LIABILITY CLAIMS	0	5,500	5,500	0	5,500	5,500	5,000	-500	110%
530	FINES, ASSESSMENTS, PENALT	0	0	0	39	0	-39	0	0	0%
709	DATA PROCESSING EQUIPMENT	10,422	0	-10,422	22,135	6,919	-15,216	15,065	8,146	46%
711	FURNITURE AND FIXTURES	0	0	0	960	4,939	3,980	4,590	-349	108%
719	OFFICE EQUIPMENT	0	0	0	0	307	307	2,307	2,000	13%
---		59,345	27,917	-31,426	800,045	721,768	-78,275	891,071	169,303	81%
631	REDISTRICT DECENNIAL CENSUS									
530	FINES, ASSESSMENTS, PENALT	0	0	0	14	0	-14	0	0	0%
---		0	0	0	14	0	-14	0	0	0%

Obj	Account Level Description	June 2022-23	June 2023-24	MONTHLY CHANGE	2022-23 Activity	2023-24 Activity	Y-O-Y CHANGE	2023-24 BUDGET	REMAINING BUDGET	% OF BUDGET
101	GENERAL FUND									
51500	ELECTION COMMISSION									
633	VOTING MACHINE RPLCMNT GRANT									
731	VOTING MACHINES	742,250	0	-742,250	742,250	0	-742,250	0	0	0%
---		742,250	0	-742,250	742,250	0	-742,250	0	0	0%
634	FY24 TN DATA PROC EQUIP GRANT									
709	DATA PROC EQUIP FY24 TN GR	0	0	0	0	2,403	2,403	15,853	13,450	15%
---		0	0	0	0	2,403	2,403	15,853	13,450	15%
---		801,595	27,917	-773,676	1,542,309	724,171	-818,136	906,924	182,753	80%
=====										
51600	REGISTER OF DEEDS									
000	-									
101	COUNTY OFFICIAL	8,997	9,447	450	107,968	113,366	5,398	113,366	0	100%
106	DEPUTIES	22,648	25,927	3,279	274,687	300,301	25,614	298,214	-2,087	101%
169	PART-TIME PERSONNEL	775	1,082	307	14,095	16,295	2,201	17,368	1,073	94%
201	SOCIAL SECURITY	1,880	2,129	250	23,081	25,095	2,014	26,604	1,509	94%
204	PENSIONS	3,949	4,034	85	45,524	49,543	4,018	49,522	-21	100%
205	EMPLOYEE AND DEPENDENT INS	8,578	9,296	719	103,262	107,424	4,162	103,300	-4,124	104%
212	EMPLOYER MEDICARE	440	498	58	5,398	5,869	471	6,229	360	94%
307	COMMUNICATION (REG.OF DEED	38	38	0	230	228	-1	240	12	95%
312	CONTRACTS - PRIVATE AGENCI	33	33	0	559	541	-18	600	59	90%
320	DUES AND MEMBERSHIPS	0	50	50	1,113	1,185	72	1,275	90	93%
330	LEASE/SBITA PAYMENTS	0	380	380	0	380	380	0	-380	0%
334	MAINTENANCE AGREEMENTS	-522	44	566	21,055	18,814	-2,242	21,280	2,466	88%
334	MAINTENANCE AGREEMENT/DISC	0	0	0	-2,955	0	2,955	0	0	0%
348	POSTAL CHARGES (REGISTER)	27	316	288	1,078	1,249	171	3,000	1,751	42%
351	RENTALS (REGISTER)	710	601	-109	1,932	1,954	22	3,000	1,046	65%
355	TRAVEL (REGISTER)	73	88	14	1,291	826	-465	1,500	674	55%
356	REGISTRATION FEES	0	0	0	510	1,370	860	1,000	-370	137%
411	DATA PROCESSING SUPPLIES	562	0	-562	3,884	2,719	-1,166	5,000	2,281	54%
414	DUPLICATING SUPPLIES	0	0	0	1,114	755	-359	900	145	84%
435	OFFICE SUPPLIES (REGISTER)	0	0	0	3,425	4,029	603	5,000	971	81%
437	PERIODICALS (REGISTER)	0	0	0	0	0	0	200	200	0%
513	WORKERS' COMPENSATION INSU	0	0	0	832	630	-202	840	210	75%
599	OTHER CHARGES (REGISTER)	0	0	0	0	0	0	500	500	0%
709	DATA PROCESSING EQUIPMENT	0	0	0	1,373	2,000	627	2,000	0	100%
799	OTHER CAPITAL OUTLAY	0	0	0	0	3,402	3,402	5,000	1,598	68%
---		48,188	53,963	5,775	609,456	657,975	48,517	665,938	7,963	99%
806	DATA PROCESSING - REGISTER									
709	DATA PROCESSING EQ - RESER	0	0	0	0	6,016	6,016	6,016	0	100%
---		0	0	0	0	6,016	6,016	6,016	0	100%
---		48,188	53,963	5,775	609,456	663,991	54,533	671,954	7,963	99%
=====										

Obj	Account Level Description	June 2022-23	June 2023-24	MONTHLY CHANGE	2022-23 Activity	2023-24 Activity	Y-O-Y CHANGE	2023-24 BUDGET	REMAINING BUDGET	% OF BUDGET
101	GENERAL FUND									
51720	PLANNING									
000	-									
103	ASSISTANT(S)	8,012	8,282	269	96,211	103,760	7,548	103,760	1	100%
105	SUPERVISOR/DIRECTOR	6,075	7,631	1,557	72,696	87,068	14,371	87,374	307	100%
191	BOARD AND COMMITTEE MEMBER	180	300	120	3,000	3,540	540	4,000	460	89%
201	SOCIAL SECURITY	864	971	107	10,266	11,663	1,397	11,857	194	98%
204	PENSIONS	1,695	1,949	255	20,319	22,992	2,672	23,002	10	100%
205	EMPLOYEE AND DEPENDENT INS	2,256	1,916	-340	21,771	22,141	369	21,290	-851	104%
212	EMPLOYER MEDICARE	202	227	25	2,401	2,727	327	2,778	51	98%
299	OTHER FRINGE BENEFITS	252	24	-228	363	471	108	0	-471	0%
320	DUES AND MEMBERSHIPS	552	608	56	877	648	-229	837	189	77%
332	LEGAL NOTICES RECORDING	111	51	-60	474	1,037	563	1,500	463	69%
334	MAINTENANCE AGREEMENTS	0	0	0	9,752	10,997	1,245	11,270	273	98%
355	TRAVEL	0	225	225	2,293	1,180	-1,113	2,627	1,447	45%
356	REGISTRATION FEES	0	0	0	428	275	-153	500	225	55%
411	DATA PROCESSING SUPPLIES	0	0	0	0	907	907	1,000	93	91%
511	INSURANCE-VEHICLE/EQUIP	0	0	0	0	441	441	0	-441	0%
513	WORKERS' COMPENSATION INSU	0	0	0	1,336	1,543	207	1,340	-203	115%
---		20,199	22,184	1,986	242,187	271,390	29,200	273,135	1,747	99%
---		20,199	22,184	1,986	242,187	271,390	29,200	273,135	1,747	99%
=====										
51750	CODES COMPLIANCE									
000	-									
103	ASSISTANT(S)	3,277	3,509	232	39,906	43,661	3,754	43,661	1	100%
105	SUPERVISOR/DIRECTOR	5,690	5,664	-26	68,019	71,682	3,663	71,682	0	100%
189	OTHER SALARIES & WAGES	4,292	9,402	5,110	50,360	59,184	8,824	62,793	3,609	94%
201	SOCIAL SECURITY	771	1,099	328	9,294	10,186	892	10,566	380	96%
204	PENSIONS	1,595	2,276	681	19,042	21,037	1,995	20,389	-648	103%
205	EMPLOYEE AND DEPENDENT INS	4,392	4,744	351	52,708	54,816	2,108	54,910	94	100%
212	EMPLOYER MEDICARE	180	257	77	2,174	2,382	208	2,475	93	96%
307	COMMUNICATION	517	703	186	2,943	3,327	385	4,700	1,373	71%
312	CONTRACTS - PRIVATE AGENCI	7	22	15	337	761	424	815	54	93%
320	DUES AND MEMBERSHIPS	0	245	245	585	1,325	740	1,100	-225	120%
330	LEASE/SBITA PAYMENTS	0	431	431	0	431	431	0	-431	0%
332	LEGAL NOTICES	0	0	0	0	0	0	400	400	0%
333	LICENSES	0	45	45	35	70	35	45	-25	156%
334	MAINTENANCE AGREEMENTS	236	417	181	9,189	9,509	320	10,220	711	93%
338	MAINTENANCE & REPAIR - VEH	0	0	0	14,344	0	-14,344	884	884	0%
348	POSTAL CHARGES	586	255	-331	1,177	923	-255	900	-23	103%
350	INTERNET CONNECTIVITY	136	170	34	816	851	34	890	40	96%
351	RENTALS	281	281	0	3,236	3,372	136	4,500	1,128	75%
355	TRAVEL	0	0	0	770	791	21	1,000	209	79%
356	REGISTRATION FEES	195	0	-195	395	650	255	1,350	700	48%
411	DATA PROCESSING SUPPLIES	288	0	-288	1,365	1,636	271	1,641	5	100%
414	DUPLICATING SUPPLIES (CODE	0	0	0	564	589	24	600	11	98%
422	FOOD SUPPLIES	0	0	0	94	0	-94	100	100	0%
425	GASOLINE	886	1,167	282	6,278	6,217	-61	6,800	583	91%
435	OFFICE SUPPLIES	702	696	-6	6,159	5,908	-251	5,950	42	99%
437	PERIODICALS	53	30	-23	53	248	195	500	252	50%
451	UNIFORMS	0	390	390	1,004	1,200	196	1,220	20	98%
453	VEHICLE PARTS	905	0	-905	905	0	-905	700	700	0%
471	SOFTWARE	0	0	0	581	209	-372	800	591	26%

Obj	Account Level Description	June 2022-23	June 2023-24	MONTHLY CHANGE	2022-23 Activity	2023-24 Activity	Y-O-Y CHANGE	2023-24 BUDGET	REMAINING BUDGET	% OF BUDGET
101	GENERAL FUND									
51750	CODES COMPLIANCE									
000	-									
508	SURETY BONDS	0	0	0	0	50	50	0	-50	0%
511	VEHICLE AND EQUIPMENT INSU	0	0	0	1,620	1,391	-229	1,400	9	99%
513	WORKERS' COMPENSATION INSU	0	0	0	3,176	2,324	-852	3,180	856	73%
709	DATA PROCESSING EQUIPMENT	0	2,154	2,154	2,631	3,783	1,152	4,700	917	80%
711	FURNITURE AND FIXTURES	0	224	224	227	1,834	1,607	2,000	166	92%
---		24,989	34,181	9,192	299,987	310,347	10,357	322,871	12,526	96%
050	ENVIRONMENTAL COURT CLEAN-UP									
162	CLERICAL PERSONNEL	-1,283	0	1,283	-1,283	0	1,283	0	0	0%
189	OTHER WAGES - ENV COURT	5,123	2,827	-2,297	43,958	30,883	-13,075	35,548	4,665	87%
201	SOCIAL SECURITY - ENV CLEA	230	175	-55	2,484	1,873	-611	3,022	1,149	62%
204	PENSIONS - ENV CLEANUP	462	-201	-663	5,134	1,286	-3,848	5,869	4,583	22%
205	HEALTH INSURANCE/ENV CLEAN	1,309	721	-589	15,709	6,089	-9,620	15,710	9,621	39%
212	MEDICARE - ENV CLEANUP	54	41	-13	581	438	-143	714	276	61%
299	OTH FRINGE BENEFITS/ENV CO	0	33	33	0	33	33	0	-33	0%
307	COMMUNICATION - ENV CLEANU	84	84	0	502	502	1	800	298	63%
348	POSTAL CHARGES - ENV CLEAN	-281	146	427	482	928	446	1,000	72	93%
349	PRINTING, STATIONERY AND F	0	0	0	0	45	45	100	55	45%
350	INT CONNECTIVITY/ENV CT CL	68	68	0	408	408	0	0	-408	0%
351	RENTALS	0	0	0	21	0	-21	1,900	1,900	0%
355	TRAVEL/ENV COURT CLEAN-UP	0	0	0	0	27	27	0	-27	0%
356	REGISTRATION FEE - ENV CLE	0	0	0	0	250	250	0	-250	0%
425	GASOLINE - ENV CLEANUP	257	170	-87	1,068	854	-213	1,800	946	47%
435	OFFICE SUPPLIES - ENV CLEA	0	0	0	439	464	26	500	36	93%
451	UNIFORMS - ENV CLEANUP	0	0	0	300	280	-20	300	20	93%
453	VEHICLE PARTS - ENV CLEANU	0	0	0	141	0	-141	400	400	0%
499	OTHER SUPPLIES - ENV CLEAN	0	0	0	130	0	-130	0	0	0%
511	VEHICLE INS - ENV CLEANUP	0	0	0	0	497	497	400	-97	124%
513	WORKERS' COMPENSATION INSU	0	0	0	77	1,406	1,328	80	-1,326	1,757%
536	HAZARDOUS WASTE CLEANUP	0	11,600	11,600	0	15,762	15,762	25,000	9,238	63%
709	DATA PROCESS EQPT - ENV CL	0	0	0	350	0	-350	350	350	0%
711	FURNITURE AND FIXTURES - E	550	0	-550	1,069	0	-1,069	0	0	0%
718	ENV COURT - VEHICLE	0	0	0	38,499	0	-38,499	0	0	0%
---		6,573	15,664	9,089	110,069	62,025	-48,042	93,493	31,468	66%
---		31,562	49,845	18,281	410,056	372,372	-37,685	416,364	43,994	89%
=====										
51800	COUNTY BUILDINGS									
000	-									
312	CONTRACTS - PRIVATE AGENCI	0	0	0	0	1,535	1,535	1,550	15	99%
330	LEASE/SBITA PAYMENTS	0	3,880	3,880	0	3,880	3,880	0	-3,880	0%
334	MAINTENANCE AGREEMENTS	5,245	4,576	-670	59,495	51,439	-8,056	58,926	7,487	87%
335	MAINTENANCE & REPAIR - BLD	8,869	10,339	1,470	25,068	35,926	10,858	41,700	5,774	86%
336	MAINTENANCE AND REPAIR EQU	2,320	566	-1,754	15,164	9,258	-5,906	10,000	742	93%
347	PEST CONTROL	0	0	0	2,165	2,115	-50	2,115	0	100%
351	RENTALS	903	505	-398	4,677	4,802	124	5,700	898	84%
351	DISCOUNTS TAKEN	-10	-10	0	-75	-92	-17	0	92	0%
361	PERMITS	175	55	-120	405	165	-240	300	135	55%
410	CUSTODIAL SUPPLIES	4,202	197	-4,006	28,516	22,721	-5,795	22,950	229	99%

Obj	Account Level Description	June 2022-23	June 2023-24	MONTHLY CHANGE	2022-23 Activity	2023-24 Activity	Y-O-Y CHANGE	2023-24 BUDGET	REMAINING BUDGET	% OF BUDGET
101	GENERAL FUND									
51800	COUNTY BUILDINGS									
000	-									
415	ELECTRICITY	33,241	36,706	3,465	217,146	199,856	-17,290	203,000	3,144	98%
418	EQUIPMENT AND MACHINERY PA	0	0	0	0	1,433	1,433	2,000	567	72%
425	GASOLINE	0	532	532	0	1,656	1,656	3,050	1,394	54%
426	GENERAL CONSTRUCTION MATER	0	0	0	0	2,649	2,649	3,100	451	85%
434	NATURAL GAS	3,352	3,938	586	42,624	31,390	-11,234	34,000	2,610	92%
454	WATER AND SEWER	1,192	1,863	672	8,932	12,424	3,492	12,700	276	98%
499	OTHER SUPPLIES AND MATERIA	0	0	0	0	774	774	900	126	86%
502	BUILDING AND CONTENTS INSU	0	0	0	58,945	98,209	39,264	98,209	0	100%
718	MOTOR VEHICLES	0	0	0	0	22,221	22,221	23,000	780	97%
799	OTHER CAPITAL OUTLAY	0	0	0	3,745	0	-3,745	5,000	5,000	0%
---		59,489	63,147	3,657	466,807	502,361	35,553	528,200	25,840	95%
---		59,489	63,147	3,657	466,807	502,361	35,553	528,200	25,840	95%
=====										
51900	OTHER GENERAL ADMINISTRATION									
000	-									
166	CUSTODIAL PERSONNEL	1,487	2,792	1,305	66,232	34,216	-32,016	35,000	784	98%
167	MAINTENANCE PERSONNEL	0	24,679	24,679	0	193,411	193,411	196,074	2,663	99%
189	OTHER SALARIES & WAGES	12,305	11,113	-1,192	115,859	150,724	34,865	152,905	2,181	99%
201	SOCIAL SECURITY	797	2,241	1,444	10,700	21,990	11,290	23,360	1,370	94%
202	HANDLING CHARGES & ADMINIS	0	2,700	2,700	9,207	15,521	6,314	12,000	-3,521	129%
204	PENSIONS	1,659	4,055	2,396	9,579	40,548	30,969	45,329	4,781	89%
205	EMPLOYEE AND DEPENDENT INS	4,077	9,487	5,410	39,446	101,394	61,947	101,400	6	100%
206	LIFE INSURANCE	2,150	4,928	2,778	27,852	28,085	233	25,500	-2,585	110%
212	EMPLOYER MEDICARE	186	524	338	2,502	5,143	2,640	5,470	327	94%
299	OTHER FRINGE BENEFITS	0	99	99	0	99	99	0	-99	0%
305	AUDIT SERVICES	3,250	14,000	10,750	62,870	72,690	9,820	82,560	9,870	88%
307	COMMUNICATION	2,891	3,351	461	36,628	30,349	-6,279	28,800	-1,549	105%
308	CONSULTANTS	3,250	0	-3,250	4,083	3,000	-1,083	18,300	15,300	16%
312	CONTRACTS - PRIVATE AGENCI	4,564	367	-4,196	6,828	12,746	5,918	90,000	77,254	14%
320	DUES AND MEMBERSHIPS	0	0	0	890	890	0	1,000	110	89%
332	LEGAL NOTICES	2,661	2,306	-355	5,825	4,215	-1,610	4,700	485	90%
334	MAINTENANCE AGREEMENTS	6,475	37,235	30,760	225,900	158,659	-67,240	186,310	27,651	85%
348	POSTAL CHARGES	463	135	-328	1,509	1,097	-412	750	-347	146%
349	PRINTING	0	0	0	0	0	0	500	500	0%
350	INTERNET CONNECTIVITY	1,903	1,334	-569	27,822	21,577	-6,245	29,220	7,643	74%
351	RENTALS (GENERAL)	464	478	14	1,544	1,558	14	1,080	-478	144%
355	TRAVEL (GENERAL)	1,218	547	-672	3,536	2,420	-1,115	3,400	980	71%
356	REGISTRATION FEES	0	0	0	0	300	300	500	200	60%
422	FOOD SUPPLIES	0	0	0	473	1,042	570	1,000	-42	104%
435	OFFICE SUPPLIES	151	0	-151	806	819	13	1,000	181	82%
451	UNIFORMS	0	0	0	185	0	-185	1,000	1,000	0%
499	OTHER SUPP & MATERI (GENER	0	0	0	1,186	373	-813	200	-173	187%
506	LIABILITY INSURANCE	0	0	0	23,280	24,835	1,555	25,000	165	99%
510	TRUSTEE'S COMMISSION	12,575	15,996	3,421	540,887	682,517	141,630	686,530	4,013	99%
511	VEHICLE AND EQUIPMENT INSU	0	0	0	1,035	2,641	1,606	1,035	-1,606	255%
513	WORKERS' COMPENSATION INSU	0	0	0	5,569	5,354	-216	5,660	306	95%
515	LIABILITY CLAIMS	0	0	0	0	560	560	0	-560	0%
530	FINES, ASSESSMENTS, PENALT	0	0	0	-25	12	37	0	-12	0%
540	TAX RELIEF PROGRAM	21,426	-17,530	-38,956	435,227	458,351	23,124	554,873	96,522	83%
599	OTHER CHARGES	0	0	0	0	2,684	2,684	29,000	26,316	9%

Obj	Account Level Description	June 2022-23	June 2023-24	MONTHLY CHANGE	2022-23 Activity	2023-24 Activity	Y-O-Y CHANGE	2023-24 BUDGET	REMAINING BUDGET	% OF BUDGET
101	GENERAL FUND									
51900	OTHER GENERAL ADMINISTRATION									
000	-									
---		83,952	120,837	36,886	1,667,435	2,079,820	412,385	2,349,456	269,636	89%
---		83,952	120,837	36,886	1,667,435	2,079,820	412,385	2,349,456	269,636	89%
=====										
51910	PRESERVATION OF RECORDS									
000	-									
103	ASSISTANT(S)	5,892	5,543	-349	59,594	68,153	8,558	68,153	1	100%
105	SUPERVISOR'DIRECTOR	6,007	5,979	-28	72,134	75,777	3,643	75,777	0	100%
169	PART-TIME PERSONNEL	-441	0	441	49	0	-49	0	0	0%
201	SOCIAL SECURITY	689	683	-6	7,899	8,622	723	9,414	792	92%
204	PENSIONS	1,431	1,412	-19	14,310	17,341	3,031	18,269	928	95%
205	EMPLOYEE AND DEPENDENT INS	1,976	2,855	879	25,111	28,988	3,877	29,300	312	99%
212	EMPLOYER MEDICARE	161	160	-1	1,847	2,016	169	2,210	194	91%
304	ARCHITECTS	0	0	0	0	0	0	100	100	0%
328	JANITORIAL SERVICES	419	419	0	2,095	5,028	2,933	5,030	2	100%
334	MAINTENANCE AGREEMENTS	0	0	0	3,567	1,152	-2,415	1,027	-125	112%
335	MAINTENANCE AND REPAIR BLD	0	837	837	323	1,077	754	1,000	-77	108%
337	MAINTENANCE AND REPAIR OFF	0	0	0	0	0	0	100	100	0%
347	PEST CONTROL	95	95	0	284	380	96	380	0	100%
348	POSTAL CHARGES	3	13	10	25	97	72	200	103	48%
355	TRAVEL	0	179	179	1,252	655	-597	500	-155	131%
356	TUITION/REGISTRATION FEES	0	0	0	85	0	-85	0	0	0%
410	CUSTODIAL SUPPLIES	0	0	0	152	131	-21	200	69	65%
415	ELECTRICITY	1,380	1,427	47	12,262	12,088	-174	14,000	1,912	86%
435	OFFICE SUPPLIES	4,291	0	-4,291	12,501	7,426	-5,075	15,000	7,574	50%
454	WATER AND SEWER	110	133	23	637	799	162	650	-149	123%
499	OTHER SUPPLIES AND MATERIA	0	473	473	0	473	473	0	-473	0%
502	BUILDING AND CONTENTS INSU	0	0	0	0	2,515	2,515	1,200	-1,315	210%
513	WORKERS' COMPENSATION INSU	0	0	0	228	258	30	230	-28	112%
590	TRANSFERS TO OTHER FUNDS	0	0	0	49,000	49,000	0	49,000	0	100%
707	BUILDING IMPROVEMENTS	0	0	0	8,450	0	-8,450	0	0	0%
---		22,013	20,208	-1,805	271,805	281,976	10,170	291,740	9,765	97%
---		22,013	20,208	-1,805	271,805	281,976	10,170	291,740	9,765	97%
=====										
52100	ACCOUNTS AND BUDGETS									
000	-									
105	SUPERVISOR'DIRECTOR	8,517	9,106	588	103,724	113,366	9,642	113,366	0	100%
119	ACCOUNTANTS'BOOKKEEPERS	24,042	32,101	8,059	295,709	288,076	-7,633	306,989	18,913	94%
169	PART-TIME PERSONNEL	0	0	0	0	0	0	2,500	2,500	0%
201	SOCIAL SECURITY	1,926	2,447	521	23,481	23,652	171	25,730	2,078	92%
204	PENSIONS	3,564	3,737	174	39,682	45,981	6,299	49,620	3,639	93%
205	EMPLOYEE AND DEPENDENT INS	8,143	8,794	651	110,783	103,623	-7,160	119,010	15,387	87%
210	UNEMPLOYMENT COMPENSATION	0	0	0	0	3,320	3,320	0	-3,320	0%
212	EMPLOYER MEDICARE	450	572	122	5,491	5,532	40	6,020	488	92%
299	OTHER FRINGE BENEFITS	-24	0	24	0	42	42	500	458	8%
301	ACCOUNTING SERVICES	0	0	0	270	0	-270	5,000	5,000	0%
307	COMMUNICATION (ACCT.& BUDG	199	-7	-206	1,406	846	-560	1,000	154	85%
317	DATA PROCESSING SERVICES	0	0	0	29,256	30,204	948	31,100	896	97%

Obj	Account Level Description	June 2022-23	June 2023-24	MONTHLY CHANGE	2022-23 Activity	2023-24 Activity	Y-O-Y CHANGE	2023-24 BUDGET	REMAINING BUDGET	% OF BUDGET
101	GENERAL FUND									
52100	ACCOUNTS AND BUDGETS									
000	-									
320	DUES AND MEMBERSHIPS	0	0	0	670	730	60	860	130	85%
334	MAINTENANCE AGREEMENTS	476	440	-36	2,449	3,619	1,171	4,820	1,081	78%
348	POSTAL CHARGES (ACCTG & BU	-5,088	265	5,353	-9,342	2,931	12,273	3,400	469	86%
350	INTERNET CONNECTIVITY	136	0	-136	817	-7	-823	40	47	-17%
351	RENTALS	141	70	-70	633	774	141	2,000	1,226	39%
355	TRAVEL	576	535	-40	1,937	1,895	-43	2,085	190	91%
356	REGISTRATION FEES	200	133	-67	2,815	1,083	-1,732	4,400	3,317	25%
411	DATA PROCESSING SUPPLIES	130	775	645	4,400	3,283	-1,117	4,400	1,117	75%
414	DUPLICATING SUPPLIES (ACCO	0	0	0	620	395	-226	500	105	79%
435	OFFICE SUPPLIES (ACCTG & B	140	0	-140	1,493	1,448	-45	1,500	52	97%
513	WORKERS' COMPENSATION INSU	0	0	0	570	902	332	950	48	95%
599	OTHER CHARGES	0	0	0	0	43	43	1,500	1,457	3%
709	DATA PROCESSING EQUIPMENT	527	0	-527	616	280	-336	2,000	1,720	14%
711	FURNITURE AND FIXTURES	0	0	0	159	0	-159	0	0	0%
719	OFFICE EQUIPMENT	0	0	0	258	0	-258	1,000	1,000	0%
---		44,055	58,968	14,915	617,897	632,018	14,120	690,290	58,152	92%
---		44,055	58,968	14,915	617,897	632,018	14,120	690,290	58,152	92%
=====										
52200	PURCHASING									
000	-									
105	SUPERVISOR'DIRECTOR	6,034	6,083	49	73,482	77,123	3,641	77,200	78	100%
122	PURCHASING PERSONNEL	5,938	6,563	625	61,196	76,613	15,417	86,100	9,488	89%
201	SOCIAL SECURITY	695	758	62	7,934	9,157	1,223	10,128	971	90%
204	PENSIONS	1,115	1,550	434	14,035	16,376	2,341	19,647	3,271	83%
205	EMPLOYEE AND DEPENDENT INS	4,071	2,637	-1,434	38,249	33,129	-5,120	50,590	17,461	65%
206	LIFE INSURANCE	0	0	0	2,425	0	-2,425	0	0	0%
212	EMPLOYER MEDICARE	163	177	15	1,856	2,142	286	2,374	232	90%
307	COMMUNICATION (PURCHASING)	96	145	49	563	563	1	1,400	837	40%
332	LGL.NOTICES	981	53	-927	3,341	2,182	-1,159	3,000	818	73%
334	MAINTENANCE AGREEMENTS	41	0	-41	267	769	503	1,120	351	69%
348	POSTAL CHARGES (PURCHASING	-1	-10	-9	377	271	-106	400	129	68%
350	INTERNET CONNECTIVITY	80	68	-12	480	416	-64	200	-216	208%
414	DUPLICATING SUPPLIES (PURC	0	0	0	255	303	48	400	97	76%
435	OFFICE SUPPLIES (PURCHASIN	139	0	-139	957	1,297	340	1,385	88	94%
471	SOFTWARE	0	0	0	0	33	33	0	-33	0%
513	WORKERS' COMPENSATION INSU	0	0	0	342	154	-188	350	196	44%
709	DATA PROCESSING EQUIPMENT	0	0	0	0	1,215	1,215	1,215	0	100%
---		19,352	18,024	-1,328	205,759	221,743	15,986	255,509	33,768	87%
---		19,352	18,024	-1,328	205,759	221,743	15,986	255,509	33,768	87%
=====										
52300	PROPERTY ASSESSOR'S OFFICE									
000	-									
101	COUNTY OFFICIAL	2,999	7,048	4,049	101,970	113,366	11,396	113,366	0	100%
106	DEPUTIES	8,239	9,461	1,222	107,657	107,111	-546	128,191	21,080	84%
189	OTHER SALARIES AND WAGES	-1,364	0	1,364	-1,364	0	1,364	0	0	0%
201	SOCIAL SECURITY	605	985	379	12,543	13,216	673	14,980	1,764	88%
204	PENSIONS	1,188	2,006	819	25,009	26,544	1,535	29,060	2,516	91%

Obj	Account Level Description	June 2022-23	June 2023-24	MONTHLY CHANGE	2022-23 Activity	2023-24 Activity	Y-O-Y CHANGE	2023-24 BUDGET	REMAINING BUDGET	% OF BUDGET
101	GENERAL FUND									
52300	PROPERTY ASSESSOR'S OFFICE									
000	-									
205	EMPLOYEE AND DEPENDENT INS	3,083	3,330	247	39,000	37,824	-1,176	52,710	14,886	72%
206	LIFE INSURANCE	0	0	0	0	2,849	2,849	0	-2,849	0%
212	EMPLOYER MEDICARE	142	230	89	2,933	3,091	157	3,510	419	88%
299	OTHER FRINGE BENEFITS	-291	0	291	0	0	0	500	500	0%
307	COMMUNICATION (ASSESSOR)	0	94	94	0	1,739	1,739	3,000	1,261	58%
312	CONTRACTS - PRIVATE AGENCI	80	127	47	1,061	1,358	297	1,200	-158	113%
317	DATA PROCESSING SERVICES	0	0	0	33,461	33,628	167	35,000	1,372	96%
320	DUES AND MEMBERSHIPS	0	0	0	2,585	2,025	-560	3,500	1,475	58%
332	LGL.NOTICES	224	220	-5	224	400	176	400	0	100%
333	LICENSES	0	0	0	50	100	50	0	-100	0%
334	MAINTENANCE AGREEMENTS	47	78	31	4,995	5,010	15	5,610	880	84%
348	POSTAL CHARGES (ASSESSOR)	1,961	6,205	4,244	3,961	6,205	2,244	10,800	4,595	57%
349	PRINTING, STATIONERY AND F	0	0	0	834	117	-717	1,000	883	12%
350	INTERNET CONNECTIVITY	0	68	68	0	238	238	0	-238	0%
351	RENTALS	0	276	276	0	276	276	900	624	31%
355	TRAVEL (ASSESSOR)	0	27	27	686	664	-22	2,000	1,336	33%
356	REGISTRATION FEES	0	0	0	765	875	110	875	0	100%
411	DATA PROCESSING SUPPLIES	906	776	-130	906	776	-130	1,000	224	78%
414	DUPLICATING SUPPLIES (ASSE	0	0	0	0	468	468	500	32	94%
422	FOOD SUPPLIES	0	118	118	617	787	170	1,000	213	79%
425	GASOLINE (ASSESSOR)	-17	216	232	621	1,610	989	2,000	390	80%
435	OFFICE SUPPLIES (ASSESSOR)	26	327	301	26	2,493	2,467	2,500	7	100%
437	PERIODICALS (ASSESSOR)	0	0	0	0	681	681	820	139	83%
453	VEHICLE PARTS	0	0	0	120	0	-120	500	500	0%
499	OTHER SUPPLIES AND MATERIA	0	0	0	0	178	178	500	322	36%
508	PREMIUMS' CORPORATE SURETY	0	0	0	100	200	100	100	-100	200%
511	VEHICLE AND EQUIPMENT INSU	0	0	0	370	874	504	0	-874	0%
513	WORKERS' COMPENSATION INSU	0	0	0	3,254	2,869	-385	3,260	391	88%
599	OTHER CHARGES	0	0	0	0	0	0	900	900	0%
709	DATA PROCESSING EQUIPMENT	0	0	0	0	0	0	925	925	0%
---		17,828	31,592	13,763	342,384	367,572	25,187	420,607	53,315	87%
---		17,828	31,592	13,763	342,384	367,572	25,187	420,607	53,315	87%
52310	REAPPRAISAL PROGRAM									
000	-									
106	DEPUTIES	59,906	19,299	-40,607	381,848	436,727	54,880	481,800	45,073	91%
169	PART-TIME PERSONNEL	0	1,375	1,375	0	5,185	5,185	7,000	1,815	74%
201	SOCIAL SECURITY (REAPP)	3,588	1,159	-2,430	22,500	26,225	3,725	30,310	4,085	87%
204	PENSIONS	4,468	4,091	-376	42,349	48,133	5,784	58,810	10,677	82%
205	EMPLOYEE AND DEPENDENT INS	11,024	13,128	2,105	112,115	137,884	25,769	111,000	-26,884	124%
212	EMPLOYER MEDICARE (REAPP)	839	271	-568	5,262	6,133	871	7,090	957	87%
299	OTHER FRINGE BENEFITS	-45	0	45	759	795	36	900	105	88%
301	ACCOUNTING SERVICES(PERS.P	16,160	0	-16,160	66,830	60,000	-6,830	60,050	50	100%
312	CONTRACTS - PRIVATE AGENCI	1,415	0	-1,415	1,415	634	-781	500	-134	127%
317	DATA PROCESSING SERVICES	0	11,940	11,940	11,881	11,940	59	13,500	1,560	88%
320	DUES AND MEMBERSHIPS	0	180	180	0	180	180	0	-180	0%
333	LICENSES	0	0	0	26	0	-26	0	0	0%
334	MAINTENANCE AGREEMENTS	23	0	-23	324	685	361	800	115	86%
338	MAINTENANCE & REPAIR - VEH	0	0	0	670	670	0	2,000	1,330	34%
348	POSTAL CHARGES (REAPPRAISA	-408	32,877	33,285	6,592	32,877	26,285	27,600	-5,277	119%

Obj	Account Level Description	June 2022-23	June 2023-24	MONTHLY CHANGE	2022-23 Activity	2023-24 Activity	Y-O-Y CHANGE	2023-24 BUDGET	REMAINING BUDGET	% OF BUDGET
101	GENERAL FUND									
52310	REAPPRAISAL PROGRAM									
000	-									
349	PRINTING, STATIONERY AND F	0	528	528	942	834	-108	1,200	366	69%
355	TRAVEL (REAPPRAISAL)	0	0	0	0	309	309	1,000	691	31%
411	DATA PROCESSING SUPPLIES	3,528	688	-2,840	6,449	9,971	3,522	10,600	629	94%
414	DUPLICATING SUPPLIES (REAP	0	0	0	0	390	390	500	110	78%
425	GASOLINE (REAPPRAISAL)	809	720	-89	6,156	4,687	-1,469	10,000	5,313	47%
435	OFFICE SUPPLIES (REAPPRAIS	511	33	-478	5,969	8,385	2,416	8,500	115	99%
437	PERIODICALS	234	0	-234	234	0	-234	0	0	0%
450	TIRES AND TUBES	0	0	0	1,204	0	-1,204	0	0	0%
453	VEHICLE PARTS	0	25	25	1,108	625	-484	3,000	2,375	21%
471	SOFTWARE	0	0	0	0	40	40	500	460	8%
511	VEHICLE AND EQUIPMENT INSU	0	0	0	2,669	2,563	-106	2,900	337	88%
513	WORKERS' COMPENSATION INSU	0	0	0	6,095	7,149	1,053	6,100	-1,049	117%
709	DATA PROCESSING EQUIPMENT	999	0	-999	32,136	3,281	-28,856	3,200	-81	103%
718	MOTOR VEHICLES	0	0	0	30,050	0	-30,050	0	0	0%
---		103,051	86,314	-16,736	745,583	806,302	60,717	848,860	42,558	95%
---		103,051	86,314	-16,736	745,583	806,302	60,717	848,860	42,558	95%
=====										
52400	COUNTY TRUSTEE'S OFFICE									
000	-									
101	COUNTY OFFICIAL	8,997	9,447	450	107,968	113,366	5,398	113,366	0	100%
106	DEPUTIES	15,583	14,539	-1,044	188,244	190,670	2,426	200,459	9,789	95%
140	SALARY SUPPLEMENTS	875	0	-875	3,500	0	-3,500	0	0	0%
168	TEMPORARY PERSONNEL	1,376	1,967	591	45,868	44,134	-1,734	55,000	10,866	80%
201	SOCIAL SECURITY	1,585	1,528	-57	20,421	20,664	243	22,870	2,206	90%
204	PENSIONS	3,062	2,920	-143	36,055	36,173	117	37,760	1,587	96%
205	EMPLOYEE AND DEPENDENT INS	4,595	5,655	1,061	58,985	62,090	3,105	62,900	810	99%
206	LIFE INSURANCE	0	0	0	0	2,625	2,625	2,625	0	100%
212	EMPLOYER MEDICARE	371	357	-13	4,776	4,833	57	5,350	517	90%
307	COMMUNICATION (TRUSTEE)	13	13	0	169	160	-9	180	20	89%
308	CONSULTANTS	18,000	6,000	-12,000	12,000	24,000	12,000	24,000	0	100%
312	CONTRACTS - PRIVATE AGENCI	-11,948	7	11,955	715	607	-108	625	18	97%
317	DATA PROCESSING SERVICES	2,170	0	-2,170	29,411	33,522	4,112	39,600	6,078	85%
320	DUES AND MEMBERSHIPS	10	0	-10	1,088	1,125	37	1,288	163	87%
328	JANITORIAL SERVICES	0	0	0	0	2,138	2,138	3,720	1,582	57%
332	LGL.NOTICES	0	0	0	476	357	-119	3,780	3,423	9%
334	MAINTENANCE AGREEMENTS	155	155	0	28,641	30,115	1,474	32,325	2,210	93%
335	MAINTENANCE AND REPAIR BLD	0	501	501	591	501	-90	220	-281	228%
348	POSTAL CHARGES (TRUSTEE)	1,540	1,746	206	4,033	4,115	81	2,730	-1,385	151%
350	INTERNET CONNECTIVITY	153	153	0	1,830	1,830	0	2,000	170	92%
351	RENTALS (TRUSTEE)	930	892	-38	25,761	26,267	506	26,021	-246	101%
351	DISCOUNTS TAKEN	-1	0	0	-4	-10	-5	0	10	0%
355	TRAVEL (TRUSTEE)	96	490	394	3,019	1,728	-1,291	3,500	1,772	49%
356	TUITION / REGISTRATION FEE	0	0	0	485	625	140	1,000	375	63%
411	DATA PROCESSING SUPPLIES	0	0	0	0	334	334	0	-334	0%
414	DUPLICATING SUPPLIES (TRUS	0	0	0	312	469	158	500	31	94%
415	ELECTRICITY	334	348	14	1,701	1,832	132	2,200	368	83%
434	NATURAL GAS	22	49	26	1,008	673	-334	900	227	75%
435	OFFICE SUPPLIES (TRUSTEE)	349	0	-349	4,482	4,553	71	5,320	767	86%
502	INSURANCE-BLDG AND CONTENT	0	0	0	0	77	77	0	-77	0%
508	PREMIUMS ON CORPORATE SURE	0	0	0	39,048	0	-39,048	0	0	0%

Obj	Account Level Description	June 2022-23	June 2023-24	MONTHLY CHANGE	2022-23 Activity	2023-24 Activity	Y-O-Y CHANGE	2023-24 BUDGET	REMAINING BUDGET	% OF BUDGET
101	GENERAL FUND									
52400	COUNTY TRUSTEE'S OFFICE									
000	-									
513	WORKERS' COMPENSATION INSU	0	0	0	718	555	-162	720	165	77%
599	OTHER CHARGES (TRUSTEE)	0	0	0	0	0	0	300	300	0%
709	DATA PROCESSING EQUIPMENT	0	0	0	0	0	0	750	750	0%
719	OFFICE EQUIPMENT	0	0	0	798	580	-218	975	395	59%
---		48,267	46,767	-1,501	622,099	610,708	-11,387	652,984	42,276	94%
---		48,267	46,767	-1,501	622,099	610,708	-11,387	652,984	42,276	94%
=====										
52500	COUNTY CLERK'S OFFICE									
000	-									
101	COUNTY OFFICIAL	8,997	9,447	450	107,968	113,366	5,398	113,366	0	100%
106	DEPUTIES	36,245	47,648	11,403	494,907	540,940	46,033	603,766	62,826	90%
201	SOCIAL SECURITY	2,647	3,333	685	35,083	38,354	3,271	44,470	6,116	86%
204	PENSIONS	5,559	6,674	1,114	66,024	76,246	10,222	86,280	10,034	88%
205	EMPLOYEE AND DEPENDENT INS	13,190	14,597	1,407	172,915	159,788	-13,127	167,470	7,682	95%
206	LIFE INSURANCE	0	0	0	2,949	0	-2,949	0	0	0%
212	EMPLOYER MEDICARE	619	779	160	8,205	8,970	765	10,400	1,430	86%
299	OTHER FRINGE BENEFITS	174	-45	-219	174	183	9	400	217	46%
307	COMMUNICATION (CO. CLK.)	13	63	50	223	210	-12	360	150	58%
312	CONTRACTS - PRIVATE AGENCY	102	77	-25	1,552	1,323	-229	1,460	137	91%
320	DUES AND MEMBERSHIPS (CO C	0	0	0	1,103	1,150	47	1,103	-47	104%
328	JANITORIAL SERVICES	611	0	-611	2,695	2,749	54	3,720	971	74%
334	MAINTENANCE AGREEMENTS	64	71	6	41,674	30,705	-10,969	40,806	10,101	75%
334	MAINTENANCE AGREEMENT/DISC	0	0	0	-6,028	0	6,028	0	0	0%
335	MAINTENANCE AND REPAIR BLD	0	501	501	1,373	501	-872	350	-151	143%
348	POSTAL CHARGES (CO CLERK)	9,280	-1,198	-10,478	98,999	43,802	-55,197	45,000	1,198	97%
349	PRINTING	0	0	0	0	0	0	500	500	0%
350	INTERNET CONNECTIVITY	153	153	0	1,830	1,830	0	1,830	0	100%
351	RENTALS (CO CLERK)	681	668	-14	26,580	26,951	371	29,460	2,509	91%
351	DISCOUNTS TAKEN	-1	-1	0	-5	-10	-6	0	10	0%
355	TRAVEL (CO CLERK)	441	395	-46	4,364	3,085	-1,280	5,000	1,915	62%
356	TUITION/REGISTRATION FEES	0	0	0	100	440	340	0	-440	0%
411	DATA PROCESSING SUPPLIES	0	1,133	1,133	2,146	3,152	1,007	4,060	908	78%
414	DUPLICATING SUPPLIES	239	0	-239	3,004	2,542	-462	3,325	783	76%
415	ELECTRICITY	334	348	14	2,043	1,832	-211	2,200	368	83%
434	NATURAL GAS	22	49	26	1,008	673	-335	800	127	84%
435	OFFICE SUPPLIES (CO CLERK)	301	0	-301	4,314	4,792	477	5,000	208	96%
502	INSURANCE-BLDG AND CONTENT	0	0	0	0	77	77	0	-77	0%
513	WORKERS' COMPENSATION INSU	0	0	0	1,287	928	-360	1,290	362	72%
799	OTHER CAPITAL OUTLAY	0	0	0	5,012	0	-5,012	0	0	0%
---		79,671	84,692	5,016	1,081,499	1,064,579	-16,922	1,172,416	107,837	91%
811	COUNTY CLERK CERTIF OF TITLE									
411	DATA PROCESSING SUPPLIES	0	0	0	2,475	3,433	958	0	-3,433	0%
435	OFFICE SUPPLIES	0	0	0	6,860	5,760	-1,100	0	-5,760	0%
709	DATA PROCESSING EQUIPMENT	0	0	0	26,144	2,400	-23,744	0	-2,400	0%
---		0	0	0	35,479	11,593	-23,886	0	-11,593	0%
---		79,671	84,692	5,016	1,116,978	1,076,172	-40,808	1,172,416	96,244	92%

Obj	Account Level Description	June 2022-23	June 2023-24	MONTHLY CHANGE	2022-23 Activity	2023-24 Activity	Y-O-Y CHANGE	2023-24 BUDGET	REMAINING BUDGET	% OF BUDGET
101	GENERAL FUND									
52500	COUNTY CLERK'S OFFICE									
000	-									
=====										
53100	CIRCUIT COURT									
000	-									
101	COUNTY OFFICIAL	9,897	10,392	495	118,765	124,703	5,938	124,703	0	100%
106	DEPUTIES	97,336	109,668	12,332	1,278,528	1,361,440	82,912	1,366,067	4,627	100%
169	PART-TIME PERSONNEL	576	1,863	1,286	16,444	18,759	2,314	24,620	5,861	76%
187	OVERTIME PAY	0	0	0	11,383	14,912	3,530	15,000	88	99%
201	SOCIAL SECURITY	6,226	7,073	847	83,178	88,629	5,451	94,918	6,289	93%
204	PENSIONS	11,114	13,387	2,274	139,115	154,252	15,137	181,150	26,898	85%
205	EMPLOYEE AND DEPENDENT INS	39,768	44,309	4,542	476,496	507,140	30,644	509,900	2,760	99%
206	LIFE INSURANCE	0	0	0	4,850	0	-4,850	0	0	0%
212	EMPLOYER MEDICARE	1,456	1,654	198	19,453	20,728	1,275	22,207	1,479	93%
299	OTHER FRINGE BENEFITS	39	12	-27	39	51	12	300	249	17%
307	COMMUNICATION	0	0	0	52	0	-52	3,750	3,750	0%
312	CONTRACTS - PRIVATE AGENCI	282	82	-200	2,144	2,082	-63	3,600	1,519	58%
320	DUES AND MEMBERSHIPS	0	0	0	1,128	1,175	47	1,200	25	98%
330	LEASE/SBITA PAYMENTS	0	2,873	2,873	0	2,873	2,873	0	-2,873	0%
333	LICENSES	0	0	0	50	0	-50	0	0	0%
334	MAINTENANCE AGREEMENTS	3,200	652	-2,549	69,891	70,553	662	99,000	28,447	71%
348	POSTAL CHARGES (CIRCUIT CR	5,057	4,385	-673	15,057	16,385	1,327	12,000	-4,385	137%
349	PRINTING	3,185	164	-3,021	6,660	5,207	-1,453	7,500	2,293	69%
351	RENTALS (CIRCUIT CRT)	385	0	-385	5,147	5,269	122	6,310	1,042	83%
355	TRAVEL (CIRCUIT CRT)	237	791	554	2,793	3,024	231	5,000	1,976	60%
356	TUITION	0	0	0	765	680	-85	1,000	320	68%
411	DATA PROCESSING SUPPLIES	1,697	1,796	98	9,099	8,580	-520	10,000	1,420	86%
414	DUPLICATING SUPPLIES	1,170	1,114	-56	4,677	4,711	34	5,000	289	94%
435	OFFICE SUPPLIES (CIRCUIT C	2,558	1,100	-1,458	13,821	10,734	-3,086	15,000	4,266	72%
437	PERIODICALS (CIRCUIT CRT)	0	173	173	573	215	-358	1,500	1,285	14%
499	OTHER SUPPLIES AND MATERIA	25	0	-25	242	0	-242	700	700	0%
508	PREMIUMS' CORPORATE SURETY	0	0	0	100	0	-100	0	0	0%
509	REFUNDS	0	0	0	16,250	0	-16,250	0	0	0%
513	WORKERS' COMPENSATION INSU	0	0	0	2,769	2,467	-301	2,770	303	89%
515	LIABILITY CLAIMS	0	0	0	1,000	0	-1,000	0	0	0%
599	OTHER CHARGES (CIRCUIT CRT	0	0	0	0	0	0	1,014	1,014	0%
709	DATA PROCESSING EQUIPMENT	23,763	0	-23,763	23,763	3,794	-19,968	5,000	1,206	76%
---		207,971	201,488	-6,485	2,324,232	2,428,363	104,131	2,519,209	90,848	96%
815	DATA PROCESSING - CIRCUIT COUR									
709	DATA PROCESSING - CIRCUIT	6,793	0	-6,793	17,185	35,317	18,131	36,161	844	98%
---		6,793	0	-6,793	17,185	35,317	18,131	36,161	844	98%
---		214,764	201,488	-13,278	2,341,417	2,463,680	122,262	2,555,370	91,692	96%
=====										

Obj	Account Level Description	June 2022-23	June 2023-24	MONTHLY CHANGE	2022-23 Activity	2023-24 Activity	Y-O-Y CHANGE	2023-24 BUDGET	REMAINING BUDGET	% OF BUDGET
101	GENERAL FUND									
53310	GENERAL SESSIONS JUDGE									
000	-									
102	JUDGE(S)	46,077	48,380	2,304	552,920	580,566	27,646	580,566	0	100%
169	PART-TIME PERSONNEL	225	150	-75	5,963	3,854	-2,108	20,625	16,771	19%
201	SOCIAL SECURITY	2,795	2,929	134	29,944	30,801	858	36,940	6,139	83%
204	PENSIONS	5,543	5,820	277	66,516	69,842	3,326	69,180	-662	101%
205	EMPLOYEE AND DEPENDENT INS	4,857	4,744	-114	57,358	57,606	248	58,290	684	99%
212	EMPLOYER MEDICARE	657	687	30	7,940	8,286	346	8,640	354	96%
299	OTHER FRINGE BENEFITS	21	-21	-42	21	15	-6	0	-15	0%
320	DUES AND MEMBERSHIPS	409	315	-94	2,443	3,948	1,505	4,000	52	99%
333	LICENSES	400	809	409	1,562	983	-579	1,000	17	98%
337	MAINTENANCE & REPAIR - OFF	0	0	0	0	0	0	1,000	1,000	0%
355	TRAVEL	0	0	0	8,363	5,177	-3,186	10,000	4,823	52%
356	REGISTRATION FEES	0	525	525	767	1,406	639	1,000	-406	141%
399	OTHER CONTRACTED SERVICES	0	0	0	225	0	-225	255	255	0%
414	DUPLICATING SUPPLIES (SESS	0	0	0	0	0	0	100	100	0%
435	OFFICE SUPPLIES	391	126	-265	1,027	476	-552	1,500	1,024	32%
437	PERIODICALS	151	0	-151	719	1,096	377	2,000	904	55%
499	OTHER SUPPLIES AND MATERIA	0	0	0	0	92	92	1,000	908	9%
513	WORKERS' COMPENSATION INSU	0	0	0	1,025	1,034	8	1,030	-4	100%
530	FINES, ASSESSMENTS, PENALT	3	0	-3	3	0	-3	0	0	0%
---		61,529	64,464	2,935	736,796	765,182	28,386	797,126	31,944	96%
---		61,529	64,464	2,935	736,796	765,182	28,386	797,126	31,944	96%
=====										
53330	DRUG COURT									
000	-									
312	CONTRACTS WITH PRIVATE AGE	2,500	5,000	2,500	15,000	15,000	0	8,750	-6,250	171%
---		2,500	5,000	2,500	15,000	15,000	0	8,750	-6,250	171%
239	MENTAL HEALTH COURT GRANT									
130	SOCIAL WORKERS/MENTAL HEAL	0	5,769	5,769	0	47,114	47,114	50,000	2,887	94%
201	SOCIAL SECURITY/MENTAL HEA	0	346	346	0	2,851	2,851	3,100	249	92%
204	PENSIONS/MENTAL HEALTH	0	703	703	0	2,785	2,785	6,019	3,234	46%
205	EMP HEALTH INS/MENTAL HEAL	0	721	721	0	6,325	6,325	21,288	14,963	30%
212	EMP MEDICARE/MENTAL HEALTH	0	81	81	0	667	667	725	58	92%
307	COMMUNICATION/MENTAL HEALT	0	84	84	0	491	491	1,000	509	49%
312	CONT PRIV AGENCY/MENTAL HE	0	2,500	2,500	0	13,750	13,750	0	-13,750	0%
322	EVALUATION AND TESTING/MH	0	0	0	0	0	0	17,500	17,500	0%
349	PRINTING & STAT/MENTAL HEA	0	0	0	0	225	225	500	275	45%
355	TRAVEL/MENTAL HEALTH	0	4,504	4,504	0	7,980	7,980	13,350	5,370	60%
356	TUITION/REG FEES/MENTAL HE	0	0	0	0	3,089	3,089	3,780	691	82%
435	OFFICE SUPPLIES/MENTAL HEA	0	0	0	0	412	412	500	88	82%
463	TEST KITS/MENTAL HEALTH	0	0	0	0	952	952	1,000	48	95%
499	OTHER SUPPLIES/MENTAL HEAL	0	0	0	0	1,231	1,231	750	-481	164%
599	SPECIFIC ASSISTANCE TO IND	0	2,380	2,380	0	15,612	15,612	31,788	16,176	49%
709	DATA PROCESSING EQUIPMENT	0	0	0	0	2,187	2,187	3,700	1,513	59%
---		0	17,088	17,088	0	105,671	105,671	155,000	49,330	68%

Obj	Account Level Description	June 2022-23	June 2023-24	MONTHLY CHANGE	2022-23 Activity	2023-24 Activity	Y-O-Y CHANGE	2023-24 BUDGET	REMAINING BUDGET	% OF BUDGET
101	GENERAL FUND									
53330	DRUG COURT									
241	RECOVERY COURT COST-REIMB									
130	SOCIAL WORKERS/RECOVERY CO	3,462	4,732	1,270	42,157	55,010	12,853	55,010	1	100%
201	SOCIAL SEC/RECOVERY COURT	206	285	79	2,516	3,310	794	3,416	106	97%
204	PENSIONS/RECOVERY COURT	416	579	163	5,071	6,627	1,556	6,622	-5	100%
205	HEALTH INS/RECOVERY COURT	667	721	53	8,006	8,327	320	8,330	3	100%
212	EMP MEDICARE/RECOVERY COUR	48	67	18	588	774	186	806	32	96%
312	CONTRACTS PRIV/RECOVERY CO	0	2,189	2,189	12,822	23,466	10,644	21,820	-1,646	108%
312	CONTRACTS/BABY DOE FUNDS	2,560	1,060	-1,500	7,202	8,824	1,622	21,000	12,176	42%
355	TRAVEL/RECOVERY COURT	4,595	3,132	-1,463	10,922	9,904	-1,018	9,200	-704	108%
355	TRAVEL/BABY DOE FUNDS	4,951	0	-4,951	5,589	2,916	-2,672	8,000	5,084	36%
356	TUITION/RECOVERY COURT	0	0	0	2,870	3,290	420	4,000	710	82%
356	TUITION/BABY DOE FUNDS	200	0	-200	1,050	0	-1,050	2,000	2,000	0%
413	DRUG TESTING/RECOVERY COUR	0	0	0	2,788	0	-2,788	1,750	1,750	0%
413	DRUG TESTING/BABY DOE FUND	0	105	105	575	955	380	2,750	1,795	35%
435	OFFICE SUPPLIES/RECOVERY C	0	0	0	2,348	1,656	-693	3,390	1,734	49%
499	OTHER SUPPORT/RECOVERY GRA	182	1,355	1,173	6,037	8,819	2,782	12,561	3,742	70%
499	OTHER SUPPORT/BABY DOE FUN	1,919	3,988	2,069	7,603	15,229	7,626	15,900	671	96%
513	WORKERS' COMPENSATION INSU	0	0	0	57	98	41	60	-38	164%
---		19,206	18,213	-995	118,201	149,205	31,003	176,615	27,411	84%
---		21,706	40,301	18,593	133,201	269,876	136,674	340,365	70,491	79%
=====										
53400	CHANCERY COURT									
000	-									
101	COUNTY OFFICIAL	9,897	10,392	495	118,765	124,703	5,938	124,703	0	100%
106	DEPUTIES	31,605	36,362	4,757	383,904	438,680	54,775	444,463	5,783	99%
169	PART-TIME PERSONNEL	2,536	-981	-3,517	3,038	720	-2,318	15,000	14,280	5%
201	SOCIAL SECURITY	2,618	2,716	98	30,082	33,605	3,523	36,220	2,615	93%
204	PENSIONS	4,993	5,705	712	60,471	67,855	7,384	68,480	625	99%
205	EMPLOYEE AND DEPENDENT INS	10,144	11,676	1,532	121,732	132,926	11,194	132,930	4	100%
212	EMPLOYER MEDICARE	612	635	23	7,035	7,859	824	8,480	621	93%
307	COMMUNICATION	106	38	-68	637	262	-375	1,000	738	26%
312	CONTRACTS - PRIVATE AGENCI	75	22	-52	496	516	20	700	184	74%
320	DUES & MEMBERSHIPS	0	0	0	903	950	47	1,175	225	81%
332	LEGAL NOTICES	0	6,000	6,000	39,970	34,305	-5,665	42,000	7,695	82%
333	LICENSES	0	0	0	0	0	0	600	600	0%
334	MAINTENANCE AGREEMENTS	0	889	889	58,438	61,834	3,396	64,500	2,666	96%
348	POSTAL CHARGES (CHANCERY)	-1,520	-787	732	3,880	4,963	1,082	5,750	787	86%
350	INTERNET CONNECTIVITY	0	68	68	0	373	373	0	-373	0%
351	RENTALS (CHANCERY)	0	717	717	4,450	5,079	629	5,000	-79	102%
411	DATA PROCESSING SUPPLIES	796	2,953	2,157	796	3,051	2,255	3,000	-51	102%
414	DUPLICATING SUPPLIES (CHAN	0	0	0	1,195	1,183	-12	1,200	17	99%
435	OFFICE SUPPLIES (CHANCERY)	4,233	3,111	-1,122	9,750	9,656	-94	9,940	284	97%
437	PERIODICALS (CHANCERY)	0	0	0	1,716	1,964	248	1,800	-164	109%
437	PERIODICALS/DISCOUNTS TAKE	0	0	0	0	0	0	0	0	0%
513	WORKERS' COMPENSATION INSU	0	0	0	946	917	-28	950	33	97%
515	LIABILITY CLAIMS	0	0	0	500	0	-500	0	0	0%
709	DATA PROCESSING EQUIPMENT	0	0	0	0	2,059	2,059	2,060	1	100%
---		66,095	79,516	13,421	848,704	933,460	84,755	969,951	36,491	96%
---		66,095	79,516	13,421	848,704	933,460	84,755	969,951	36,491	96%
=====										

Obj	Account Level Description	June 2022-23	June 2023-24	MONTHLY CHANGE	2022-23 Activity	2023-24 Activity	Y-O-Y CHANGE	2023-24 BUDGET	REMAINING BUDGET	% OF BUDGET
101	GENERAL FUND									
53600	DISTRICT ATTORNEY GENERAL									
000	-									
169	PART-TIME PERSONNEL	-1,244	-1,077	167	0	0	0	0	0	0%
201	SOCIAL SECURITY (D.A. GRAN	-62	-49	14	0	0	0	0	0	0%
212	EMPLOYER MEDICARE (D.A.)	-18	-16	2	0	0	0	0	0	0%
309	CONTRACTS WITH GOVERNMENT	0	0	0	69,882	77,802	7,920	78,000	198	100%
---		-1,324	-1,142	183	69,882	77,802	7,920	78,000	198	100%
---		-1,324	-1,142	183	69,882	77,802	7,920	78,000	198	100%
=====										
53900	OTHER ADMIN OF JUSTICE									
000	-									
169	PART-TIME PERSONNEL	4,427	2,336	-2,091	30,073	38,507	8,435	39,325	818	98%
194	JURY AND WITNESS EXPENSE	3,586	11	-3,575	15,094	28,420	13,326	35,000	6,580	81%
201	SOCIAL SECURITY	263	145	-118	1,807	2,328	521	2,932	604	79%
205	EMPLOYEE AND DEPENDENT INS	1,334	0	-1,334	5,287	3,336	-1,951	0	-3,336	0%
212	EMPLOYER MEDICARE	62	34	-28	423	545	122	695	150	78%
312	CONTRACTS - PRIVATE AGENCI	275	1,216	941	2,574	10,758	8,184	19,500	8,742	55%
322	EVALUATION AND TESTING	1,650	2,680	1,030	8,092	8,980	888	11,000	2,020	82%
332	LGL.NOTICES	49,317	35,327	-13,990	94,832	61,912	-32,920	88,462	26,550	70%
349	PRINTING	0	0	0	0	0	0	600	600	0%
421	FOOD PREPARATION SUPPLIES	0	0	0	0	83	83	150	67	55%
422	FOOD SUPPLIES	0	0	0	174	202	28	350	148	58%
435	OFFICE SUPPLIES (JUSTICE A	0	198	198	0	368	368	500	132	74%
499	OTHER SUPPLIES AND MATERIA	0	0	0	0	482	482	1,000	518	48%
513	WORKERS' COMPENSATION INSU	0	0	0	114	52	-62	120	68	44%
599	OTHER CHARGES (JUSTICE ADM	0	0	0	0	0	0	400	400	0%
---		60,914	41,947	-18,967	158,470	155,973	-2,496	200,034	44,061	78%
---		60,914	41,947	-18,967	158,470	155,973	-2,496	200,034	44,061	78%
=====										
53920	COURTROOM SECURITY									
000	-									
106	DEPUTIES	45,175	42,692	-2,483	421,672	535,873	114,201	562,222	26,349	95%
115	SERGEANT(S)	5,249	5,394	144	63,184	67,517	4,333	71,435	3,918	95%
140	SALARY SUPPLEMENTS	0	0	0	5,600	8,000	2,400	8,000	0	100%
187	OVERTIME PAY	13,930	109	-13,821	30,053	47,095	17,042	59,800	12,705	79%
201	SOCIAL SECURITY	3,798	1,988	-1,810	30,745	38,974	8,228	37,737	-1,237	103%
204	PENSIONS	6,066	5,295	-771	57,820	68,311	10,491	73,222	4,911	93%
205	EMPLOYEE AND DEPENDENT INS	13,025	12,151	-874	136,761	155,093	18,332	155,100	7	100%
212	EMPLOYER MEDICARE	888	465	-423	7,191	9,115	1,924	8,826	-289	103%
299	OTHER FRINGE BENEFITS	72	-18	-90	483	483	0	0	-483	0%
513	WORKERS' COMPENSATION INSU	0	0	0	12,717	14,652	1,935	12,720	-1,932	115%
---		88,203	68,076	-20,128	766,226	945,113	178,886	989,062	43,949	96%
210	EXTRA DETAIL - FREEDOM HALL									
106	DEPUTIES - FREEDOM HALL	0	0	0	360	0	-360	0	0	0%
201	SOC SEC/X DETAIL-FREEDOM H	0	0	0	21	0	-21	0	0	0%
212	EMP MEDI/X DETAIL-FREEDOM	0	0	0	5	0	-5	0	0	0%

Obj	Account Level Description	June 2022-23	June 2023-24	MONTHLY CHANGE	2022-23 Activity	2023-24 Activity	Y-O-Y CHANGE	2023-24 BUDGET	REMAINING BUDGET	% OF BUDGET
101	GENERAL FUND									
53920	COURTROOM SECURITY									
210	EXTRA DETAIL - FREEDOM HALL									
---		0	0	0	386	0	-386	0	0	0%
237	AOC 2023 COURT SECURITY GRANT									
799	AOC 2023 COURTROOM SEC ENH	0	53,158	53,158	0	64,820	64,820	64,969	149	100%
---		0	53,158	53,158	0	64,820	64,820	64,969	149	100%
257	THSO GRANT Z24THS358									
187	THSO OT ALCOHOL SAT & EQUI	0	0	0	0	1,094	1,094	0	-1,094	0%
201	SS ALCOHOL SATURATION & EQ	0	0	0	0	64	64	0	-64	0%
204	RET ALCOHOL SATURATION & E	0	0	0	0	132	132	0	-132	0%
212	MED ALCOHOL SATURATION & E	0	0	0	0	15	15	0	-15	0%
---		0	0	0	0	1,305	1,305	0	-1,305	0%
258	THSO GRANT Z22THS351									
187	OVERTIME PAY	0	0	0	442	0	-442	0	0	0%
201	THSO SATURATION GRANT FY22	0	0	0	27	0	-27	0	0	0%
204	THSO SATURATION GRANT FY22	0	0	0	53	0	-53	0	0	0%
212	THSO SATURATION GRANT FY22	0	0	0	6	0	-6	0	0	0%
---		0	0	0	528	0	-528	0	0	0%
259	THSO GRANT Z23THS347									
187	OVERTIME PAY	0	0	0	770	2,974	2,204	0	-2,974	0%
201	THSO SATURATION GRANT FY23	0	0	0	44	177	133	0	-177	0%
204	THSO SATURATION GRANT FY23	0	0	0	93	358	265	0	-358	0%
212	THSO SATURATION GRANT FY23	0	0	0	10	41	31	0	-41	0%
---		0	0	0	917	3,550	2,633	0	-3,550	0%
---		88,203	121,234	33,030	768,057	1,014,788	246,730	1,054,031	39,243	96%
=====										
53930	VICTIM ASSISTANCE PROGRAMS									
000	-									
316	CONTRIBUTION TO JC	12,357	13,831	1,474	52,973	51,096	-1,878	53,000	1,904	96%
---		12,357	13,831	1,474	52,973	51,096	-1,878	53,000	1,904	96%
---		12,357	13,831	1,474	52,973	51,096	-1,878	53,000	1,904	96%
=====										
54110	SHERIFF'S DEPARTMENT									
000	-									
101	COUNTY OFFICIAL	11,976	12,575	600	143,706	150,892	7,186	150,892	0	100%
106	DEPUTIES	254,153	245,638	-8,515	2,990,158	2,873,912	-116,246	3,146,696	272,784	91%
110	LIEUTENANT(S)	70,075	63,306	-6,769	814,631	806,916	-7,715	813,589	6,673	99%

Obj	Account Level Description	June 2022-23	June 2023-24	MONTHLY CHANGE	2022-23 Activity	2023-24 Activity	Y-O-Y CHANGE	2023-24 BUDGET	REMAINING BUDGET	% OF BUDGET
101	GENERAL FUND									
54110	SHERIFF'S DEPARTMENT									
000	-									
115	SERGEANT(S)	57,150	60,215	3,065	592,125	685,108	92,983	690,191	5,083	99%
140	SALARY SUPPLEMENTS	0	0	0	67,200	71,200	4,000	71,200	0	100%
169	PART-TIME PERSONNEL	3,738	6,809	3,070	57,775	87,889	30,115	90,965	3,076	97%
170	SCHOOL RESOURCE OFFICERS	0	14,086	14,086	0	113,154	113,154	202,877	89,722	56%
187	OVERTIME PAY	104,952	4,104	-100,848	148,090	203,186	55,096	171,000	-32,186	119%
188	BONUS PAYMENTS	5,000	-1,736	-6,736	5,000	15,889	10,889	0	-15,889	0%
189	OTHER SALARIES & WAGES	102,916	110,607	7,692	1,338,248	1,296,863	-41,385	1,298,291	1,428	100%
201	SOCIAL SECURITY	36,202	24,127	-12,075	363,362	374,800	11,438	417,240	42,440	90%
204	PENSIONS	57,373	60,484	3,111	695,740	674,514	-21,225	793,381	118,867	85%
205	EMPLOYEE AND DEPENDENT INS	131,560	132,655	1,095	1,585,141	1,446,794	-138,347	1,325,105	-121,689	109%
206	LIFE INSURANCE	0	0	0	5,890	4,484	-1,406	0	-4,484	0%
212	EMPLOYER MEDICARE	8,467	5,660	-2,807	84,980	87,745	2,765	97,352	9,607	90%
299	OTHER FRINGE BENEFITS	195	2,259	2,064	14,069	22,563	8,494	12,000	-10,563	188%
302	ADVERTISING	0	0	0	423	0	-423	0	0	0%
307	COMMUNICATION (SHERIFF DEP	14,051	8,104	-5,947	83,837	82,436	-1,401	86,350	3,914	95%
309	CONTRACTS WITH GOVERNMENT	0	0	0	2,764	2,688	-77	2,680	-8	100%
312	CONTRACTS - PRIVATE AGENCI	2,431	2,447	15	13,613	14,674	1,061	20,075	5,401	73%
319	CONFIDENTIAL DRUG ENFORCEM	0	0	0	3,500	0	-3,500	3,500	3,500	0%
320	DUES AND MEMBERSHIPS	0	27	27	4,480	5,537	1,057	9,000	3,463	62%
322	EVALUATION AND TESTING	4,250	0	-4,250	4,750	0	-4,750	0	0	0%
327	FREIGHT EXPENSES (SHERIFF)	635	2,148	1,512	1,527	3,701	2,175	1,950	-1,751	190%
330	LEASE/SBITA PAYMENTS	0	1,715	1,715	0	1,715	1,715	0	-1,715	0%
332	LGL.NOTICES	0	0	0	0	0	0	250	250	0%
333	LICENSES	51	26	-25	431	669	238	1,000	332	67%
334	MAINTENANCE AGREEMENTS	168,894	27,358	-141,536	269,849	201,029	-68,820	218,423	17,395	92%
335	MAINTENANCE AND REPAIR BLD	0	0	0	255	0	-255	0	0	0%
336	MAINTENANCE & REPAIR - EQU	0	1,366	1,366	3,687	6,329	2,642	11,000	4,671	58%
338	MAINTENANCE & REPAIR - VEH	21,491	21,799	307	38,798	34,754	-4,044	37,000	2,246	94%
340	MEDICAL AND DENTAL SERVICE	5,921	780	-5,141	12,785	10,125	-2,660	13,000	2,875	78%
348	POSTAL CHARGES (SHERIFF)	174	-717	-891	2,892	4,764	1,872	5,700	936	84%
349	PRINTING	146	690	544	4,413	4,180	-233	5,300	1,120	79%
351	RENTALS (SHERIFF)	1,136	1,422	286	66,477	66,626	148	67,100	474	99%
351	DISCOUNTS TAKEN	0	31	31	-25	16	41	0	-16	0%
353	TOWING SERVICES	0	0	0	450	250	-200	300	50	83%
355	TRAVEL (SHERIFF)	4,362	1,417	-2,945	25,669	16,450	-9,219	18,250	1,800	90%
356	REGISTRATION FEES/TUITION	865	1,953	1,088	24,092	30,071	5,979	30,000	-71	100%
357	VETERINARY SERVICES	1,916	11,916	10,000	10,605	14,146	3,541	7,000	-7,146	202%
401	ANIMAL FOOD AND SUPPLIES	2,562	2,667	105	6,900	7,756	856	6,500	-1,256	119%
411	DATA PROCESSING SUPPLIES	4,836	3,425	-1,411	19,951	51,202	31,251	53,000	1,798	97%
414	DUPLICATING SUPPLIES (SHER	390	45	-345	805	1,632	827	2,000	368	82%
422	FOOD SUPPLIES	0	137	137	0	677	677	1,000	323	68%
424	GARAGE SUPPLIES (SHERIFF)	858	765	-93	11,370	11,192	-178	12,000	808	93%
425	GASOLINE (SHERIFF)	49,752	53,954	4,202	300,508	325,506	24,998	448,679	123,173	73%
429	INSTR. SUPPLIES & MATERIAL	0	220	220	521	1,262	741	2,000	738	63%
431	LAW ENFORCEMENT SUPP (SHER	31,854	20,971	-10,884	81,173	123,924	42,751	123,150	-774	101%
433	LUBRICANTS (SHERIFF)	0	0	0	5,922	7,964	2,042	8,000	36	100%
435	OFFICE SUPPLIES (SHERIFF)	1,310	66	-1,244	8,537	6,521	-2,015	8,000	1,479	82%
437	PERIODICALS (SHERIFF)	0	0	0	2,249	2,372	123	4,400	2,028	54%
450	TIRES & TUBES (SHERIFF)	9,507	1,574	-7,933	38,700	25,984	-12,716	31,700	5,716	82%
451	UNIFORMS (SHERIFF)	40,861	75,582	34,721	110,122	163,785	53,663	163,800	15	100%
453	VEHICLE PARTS (SHERIFF)	20,387	36,962	16,575	100,987	129,263	28,276	129,806	544	100%
453	VEHICLE PARTS/DISCOUNTS TA	0	0	0	0	-7	-7	0	7	0%
499	OTHER SUPP & MATERI (SHERI	379	2,905	2,526	12,663	18,742	6,079	19,500	758	96%

Obj	Account Level Description	June 2022-23	June 2023-24	MONTHLY CHANGE	2022-23 Activity	2023-24 Activity	Y-O-Y CHANGE	2023-24 BUDGET	REMAINING BUDGET	% OF BUDGET
101	GENERAL FUND									
54110	SHERIFF'S DEPARTMENT									
000	-									
502	BUILDING AND CONTENTS INSU	0	0	0	197	573	376	1,600	1,027	36%
506	LIABILITY INSURANCE	0	0	0	159,799	178,210	18,411	159,799	-18,411	112%
508	PREMIUMS ON CORPORATE SURE	50	0	-50	50	150	100	500	350	30%
509	REFUNDS	0	0	0	948	0	-948	0	0	0%
511	VEHICLE AND EQUIPMENT INSU	0	0	0	78,109	86,565	8,456	80,000	-6,565	108%
513	WORKERS' COMPENSATION INSU	0	0	0	122,628	139,249	16,621	122,630	-16,619	114%
515	LIABILITY CLAIMS	0	0	0	0	0	0	1,000	1,000	0%
530	FINES, ASSESSMENTS, PENALT	0	213	213	0	213	213	0	-213	0%
599	OTHER CHARGES (SHERIFF)	0	0	0	4,646	300	-4,346	0	-300	0%
709	DATA PROCESSING EQUIPMENT	0	6,755	6,755	8,068	23,447	15,379	23,447	0	100%
711	FURNITURE AND FIXTURES	0	4,506	4,506	11,701	33,778	22,077	33,778	0	100%
716	LAW ENFORCEMENT EQUIPMENT	-14,900	13,900	28,800	15,950	19,551	3,601	20,450	899	96%
718	MOTOR VEHICLES	361,503	88,861	-272,641	499,877	875,387	375,509	876,535	1,149	100%
718	MOTOR VEHICLES/DISCOUNTS T	0	0	0	0	-8	-8	0	8	0%
---		1,579,429	1,136,779	-442,652	11,083,768	11,651,259	567,492	12,151,931	500,675	96%
209	FY24 EDWARD BYRNE JAG									
309	CONTRACTS - GOV AGENCY FY24	0	0	0	0	0	0	20,846	20,846	0%
499	OTHER SUPP & MATER - FY24	0	0	0	0	0	0	10,811	10,811	0%
---		0	0	0	0	0	0	31,657	31,657	0%
210	EXTRA DETAIL - FREEDOM HALL									
106	DEPUTIES - FREEDOM HALL	240	0	-240	5,580	0	-5,580	0	0	0%
115	SERGEANTS - FREEDOM HALL	0	0	0	1,455	0	-1,455	0	0	0%
201	SOC SEC/X DETAIL FREEDOM H	14	0	-14	407	0	-407	0	0	0%
204	PENSION/X DETAIL FREEDOM H	29	0	-29	846	0	-846	0	0	0%
212	EMP MEDI/X DETAIL FREEDOM	3	0	-3	95	0	-95	0	0	0%
---		286	0	-286	8,383	0	-8,383	0	0	0%
212	STATE SCHOOL RES OFFICER GRANT									
170	SROs - GRANT FUNDED	0	65,089	65,089	0	591,001	591,001	611,248	20,247	97%
201	SOCIAL SECURITY - SROs	0	3,786	3,786	0	34,707	34,707	35,592	885	98%
204	PENSIONS - SROs	0	7,922	7,922	0	68,764	68,764	67,108	-1,656	102%
205	EMPLOYEE HEALTH INS - SROs	0	15,765	15,765	0	174,081	174,081	174,503	423	100%
212	EMPLOYER MEDICARE - SROs	0	885	885	0	8,117	8,117	8,553	436	95%
590	TRNS TO OTHER FUNDS/SRO GR	0	0	0	0	4,027	4,027	0	-4,027	0%
716	SRO - LAW ENFORCEMENT EQUI	0	16,953	16,953	0	74,736	74,736	73,000	-1,736	102%
---		0	110,400	110,400	0	955,433	955,433	970,004	14,572	98%
230	TBI LIAISON DETAIL									
187	OT PAY/TBI LIAISON DETAIL	0	0	0	0	261	261	0	-261	0%
201	SOCIAL SECURITY/TBI LIAISO	0	0	0	0	15	15	0	-15	0%
204	PENSIONS/TBI LIAISON DETAI	0	0	0	0	31	31	0	-31	0%
212	EMP MEDICARE/TBI LIAISON D	0	0	0	0	4	4	0	-4	0%

Obj	Account Level Description	June 2022-23	June 2023-24	MONTHLY CHANGE	2022-23 Activity	2023-24 Activity	Y-O-Y CHANGE	2023-24 BUDGET	REMAINING BUDGET	% OF BUDGET
101	GENERAL FUND									
54110	SHERIFF'S DEPARTMENT									
230	TBI LIAISON DETAIL									
---		0	0	0	0	311	311	0	-311	0%
236	PRE-ARRST DIVRSN GRNT (OPIOID)									
106	DEUPTIES - PRE-ARRST DIVRS	0	0	0	0	0	0	144,100	144,100	0%
201	SOC SEC - PRE-ARRST DIVRSN	0	0	0	0	0	0	8,935	8,935	0%
204	PENSIONS - PRE-ARRST DIVRS	0	0	0	0	0	0	17,340	17,340	0%
205	HLTH INS - PRE-ARRST DIVRS	0	0	0	0	0	0	13,535	13,535	0%
212	MCARE - PRE-ARRST DIVRSN G	0	0	0	0	0	0	2,090	2,090	0%
---		0	0	0	0	0	0	186,000	186,000	0%
245	HIRING, RECRUITMENT & TRAINING									
186	GRANT FUNDED LONGEVITY PAY	0	7,000	7,000	0	7,000	7,000	40,000	33,000	18%
201		0	434	434	0	434	434	0	-434	0%
204		0	875	875	0	875	875	0	-875	0%
212		0	102	102	0	102	102	0	-102	0%
---		0	8,411	8,411	0	8,411	8,411	40,000	31,589	21%
247	BYRNE JAG EQUIPMENT GRANT FY22									
309	CONTRACTS - GOVT AGENCIES	0	0	0	20,250	0	-20,250	0	0	0%
716	LAW ENFORCEMENT EQUIPMENT-	0	0	0	12,505	0	-12,505	0	0	0%
---		0	0	0	32,755	0	-32,755	0	0	0%
249	VIOLENT CRIME INTERVENTION FND									
106	DEPUTIES - VIOLENT CRIME F	0	5,285	5,285	0	45,802	45,802	50,132	4,330	91%
201	SOCIAL SEC/VIOLET CRIME FU	0	295	295	0	2,617	2,617	3,294	677	79%
204	PENSIONS/VIOLET CRIME FUND	0	644	644	0	5,518	5,518	6,392	874	86%
205	HEALTH INS/VIOLET CRIME FU	0	1,916	1,916	0	21,254	21,254	21,289	35	100%
212	MEDICARE/VIOLET CRIME FUND	0	69	69	0	612	612	770	158	79%
435	OFFICE SUPP/VIOLENT CRIME	0	0	0	0	117	117	590	473	20%
451	UNIFORM/VIOLENT CRIME FUND	0	0	0	0	35,200	35,200	35,200	0	100%
716	LAW ENF EQP/VIOLENT CRIME	0	4,179	4,179	0	24,844	24,844	21,979	-2,865	113%
718	VEHICLES/VIOLENT CRIME FUN	0	0	0	0	40,200	40,200	40,200	0	100%
---		0	12,388	12,388	0	176,164	176,164	179,846	3,682	98%
257	THSO GRANT Z24THS358									
187	THSO OT ALCOHOL SAT & EQUI	0	0	0	0	15,047	15,047	45,005	29,958	33%
187	THSO OT ALCOHOL SAT & EQUI	0	0	0	0	12,304	12,304	41,690	29,386	30%
201	SS ALCOHOL SATURATION & EQ	0	0	0	0	898	898	0	-898	0%
201	SS ALCOHOL SATURATION & EQ	0	0	0	0	734	734	0	-734	0%
204	RET ALCOHOL SATURATION & E	0	0	0	0	1,622	1,622	0	-1,622	0%
204	RET ALCOHOL SATURATION & E	0	0	0	0	1,328	1,328	0	-1,328	0%
212	MED ALCOHOL SATURATION & E	0	0	0	0	210	210	0	-210	0%
212	MED ALCOHOL SATURATION & E	0	0	0	0	172	172	0	-172	0%
431	THSO LAW ENFORCE SUPPLIES	0	-46	-46	0	0	0	4,995	4,995	0%

Account Level	June	June	MONTHLY	2022-23	2023-24	Y-O-Y	2023-24	REMAINING	% OF
Obj Description	2022-23	2023-24	CHANGE	Activity	Activity	CHANGE	BUDGET	BUDGET	BUDGET
101 GENERAL FUND									
54110 SHERIFF'S DEPARTMENT									
257 THSO GRANT Z24THS358									
431 THSO LAW ENFORCE SUPPLIES	0	0	0	0	0	0	8,310	8,310	0%
---	0	-46	-46	0	32,315	32,315	100,000	67,685	32%
258 THSO GRANT Z22THS351									
187 THSO SATURATION GRANT FY22	0	0	0	8,733	0	-8,733	0	0	0%
201 THSO SATURATION GRANT FY22	0	0	0	520	0	-520	0	0	0%
204 THSO SATURATION GRANT FY22	0	0	0	1,051	0	-1,051	0	0	0%
212 THSO SATURATION GRANT FY22	0	0	0	122	0	-122	0	0	0%
---	0	0	0	10,426	0	-10,426	0	0	0%
259 THSO GRANT Z23THS347									
187 THSO SATURATION GRANT FY23	2,292	0	-2,292	16,763	11,828	-4,935	14,033	2,205	84%
201 THSO SATURATION GRANT FY23	142	0	-142	998	706	-292	870	164	81%
204 THSO SATURATION GRANT FY23	276	0	-276	2,017	1,423	-594	1,688	265	84%
212 THSO SATURATION GRANT FY23	33	0	-33	233	165	-68	203	38	81%
431 THSO SATURATION GRANT FY23	9,350	0	-9,350	9,350	13,850	4,500	17,164	3,314	81%
---	12,093	0	-12,093	29,361	27,972	-1,389	33,958	5,986	82%
821 ASSET FORFEITURE FUNDS									
711 ASSET FORFEITURE/FURNI & F	0	0	0	3,816	0	-3,816	0	0	0%
716 LAW ENFORCE EQUIP/ASSET FO	30,356	35,658	5,302	30,356	138,222	107,866	138,222	0	100%
---	30,356	35,658	5,302	34,172	138,222	104,050	138,222	0	100%
823 SEX OFFENDER REGISTRY									
709 DATA PROCESSING EQUIPMENT	0	0	0	1,793	0	-1,793	0	0	0%
---	0	0	0	1,793	0	-1,793	0	0	0%
827 MILITARY SURPLUS PROP PROCEEDS									
718 MOTOR VEHICLES/MILITARY SU	0	1,369	1,369	0	59,354	59,354	65,178	5,824	91%
---	0	1,369	1,369	0	59,354	59,354	65,178	5,824	91%
---	1,622,164	1,304,959	-317,207	11,200,658	13,049,441	1,848,784	13,896,796	847,359	94%
=====									
54150 DRUG ENFORCEMENT									
000 -									
162 CLERICAL PERSONNEL	-1,206	-1,350	-144	0	0	0	0	0	0%
201 SOCIAL SECURITY	-72	-81	-9	0	0	0	0	0	0%
204 PENSIONS	-145	-162	-17	0	0	0	0	0	0%
205 EMPLOYEE AND DEPENDENT INS	0	0	0	300	0	-300	0	0	0%
212 EMPLOYER MEDICARE	-17	-19	-2	0	0	0	0	0	0%

Obj	Account Level Description	June 2022-23	June 2023-24	MONTHLY CHANGE	2022-23 Activity	2023-24 Activity	Y-O-Y CHANGE	2023-24 BUDGET	REMAINING BUDGET	% OF BUDGET
101	GENERAL FUND									
54150	DRUG ENFORCEMENT									
000	-									
---		-1,440	-1,612	-172	300	0	-300	0	0	0%
---		-1,440	-1,612	-172	300	0	-300	0	0	0%
=====										
54160	ADMIN OF SEX OFFENDER REGISTRY									
000	-									
358	REMITTANCE OF REVENUES	1,850	0	-1,850	2,500	450	-2,050	7,650	7,200	6%
---		1,850	0	-1,850	2,500	450	-2,050	7,650	7,200	6%
---		1,850	0	-1,850	2,500	450	-2,050	7,650	7,200	6%
=====										
54210	JAIL									
000	-									
106	DEPUTIES	295,683	314,710	19,027	3,408,790	3,910,504	501,714	3,946,646	36,142	99%
110	LIEUTENANT(S)	49,397	51,523	2,126	725,315	659,990	-65,324	662,545	2,555	100%
115	SERGEANT(S)	15,760	44,934	29,174	239,208	346,201	106,993	347,095	894	100%
169	PART-TIME PERSONNEL	4,661	5,449	789	27,801	64,212	36,411	84,490	20,278	76%
187	OVERTIME PAY	90,277	3,864	-86,413	223,542	281,845	58,303	298,000	16,155	95%
188	BONUS PAYMENTS	3,000	83	-2,917	3,000	14,000	11,000	14,000	0	100%
189	OTHER SALARIES & WAGES	72,589	68,859	-3,730	755,246	902,180	146,933	899,361	-2,819	100%
201	SOCIAL SECURITY	31,888	23,306	-8,582	320,778	368,246	47,468	371,389	3,143	99%
204	PENSIONS	43,301	53,211	9,910	469,100	593,906	124,806	720,614	126,708	82%
205	EMPLOYEE AND DEPENDENT INS	91,370	117,878	26,509	1,085,830	1,298,423	212,592	1,205,500	-92,923	108%
206	LIFE INSURANCE	0	0	0	5,450	0	-5,450	0	0	0%
210	UNEMPLOYMENT COMPENSATION	0	1,546	1,546	0	2,458	2,458	0	-2,458	0%
212	EMPLOYER MEDICARE	7,458	5,451	-2,007	75,021	86,122	11,101	86,857	735	99%
299	OTHER FRINGE BENEFITS	696	483	-213	1,437	3,618	2,181	3,000	-618	121%
301	ACCOUNTING SERVICES	2,315	0	-2,315	17,545	0	-17,545	0	0	0%
302	ADVERTISING	0	0	0	1,035	0	-1,035	3,000	3,000	0%
307	COMMUNICATION(DETENTION CT	612	578	-35	4,626	4,535	-91	8,500	3,965	53%
310	CONTRACTS - PRISONER TRANS	30,000	0	-30,000	30,000	30,000	0	30,000	0	100%
312	CONTRACTS WITH PRIVATE AGE	357,285	592,764	235,478	2,158,217	2,709,798	551,581	2,336,084	-373,714	116%
320	DUES AND MEMBERSHIPS	0	1,350	1,350	0	1,385	1,385	300	-1,085	462%
333	LICENSES	0	0	0	25	153	128	0	-153	0%
334	MAINTENANCE AGREEMENTS	80,610	28,041	-52,569	272,172	239,339	-32,833	303,524	64,185	79%
335	MAINTENANCE & REPAIR - BLD	5,000	4,509	-491	7,232	20,750	13,518	35,200	14,450	59%
336	MAINTENANCE & REPAIR - EQU	1,500	1,116	-384	4,601	9,597	4,996	16,500	6,903	58%
340	MEDICAL & DENTAL SERV (JAI	321	3,485	3,164	37,500	35,342	-2,158	36,000	658	98%
347	PEST CONTROL (JAIL)	0	250	250	4,750	5,750	1,000	5,500	-250	105%
348	POSTAL CHARGES (JAIL)	0	0	0	0	0	0	700	700	0%
349	PRINTING	1,744	2,060	316	1,787	2,150	363	4,000	1,850	54%
350	INTERNET CONNECTIVITY	152	721	569	1,822	5,412	3,590	4,500	-912	120%
351	RENTALS (JAIL)	6,623	2,892	-3,731	15,563	12,488	-3,075	15,800	3,312	79%
354	TRANSPORTATION (PRISONERS)	281	323	42	1,153	2,211	1,058	7,000	4,789	32%
355	TRAVEL (JAIL)	1,208	1,336	127	7,789	5,101	-2,688	8,000	2,899	64%
356	REGISTRATION FEES	1,220	1,776	556	10,393	5,326	-5,067	10,935	5,609	49%
359	DISPOSAL FEES	901	2,105	1,204	9,756	12,630	2,874	10,100	-2,530	125%
410	CUSTODIAL SUPPLIES (JAIL)	13,024	4,160	-8,865	112,087	85,571	-26,516	96,700	11,129	88%
411	DATA PROCESSING SUPPLIES	0	4,896	4,896	12,637	32,536	19,899	33,000	464	99%
412	DIESEL FUEL	0	1,489	1,489	1,172	1,489	318	1,500	11	99%

Obj	Account Level Description	June 2022-23	June 2023-24	MONTHLY CHANGE	2022-23 Activity	2023-24 Activity	Y-O-Y CHANGE	2023-24 BUDGET	REMAINING BUDGET	% OF BUDGET
101	GENERAL FUND									
54210	JAIL									
000	-									
414	DUPLICATING SUPPLIES (JAIL	780	0	-780	5,846	5,496	-350	5,600	104	98%
415	ELECTRICITY(DETENTION CTR)	45,901	48,951	3,050	290,852	264,008	-26,844	325,000	60,992	81%
418	EQUIPMENT AND MACHINERY PA	520	0	-520	520	0	-520	0	0	0%
421	FOOD PREPARATION SUPP (JAI	4,281	2,636	-1,645	25,036	20,370	-4,667	25,000	4,630	81%
422	FOOD SUPPLIES (JAIL)	151,676	164,855	13,179	1,027,069	1,116,685	89,615	1,075,000	-41,685	104%
431	LAW ENFORCEMENT SUPP (JAIL	13,880	2,649	-11,231	20,757	13,551	-7,206	17,000	3,449	80%
434	NATURAL GAS(DETENTION CTR)	11,145	9,299	-1,847	152,148	85,036	-67,112	110,000	24,964	77%
435	OFFICE SUPPLIES (JAIL)	4,140	1,833	-2,306	11,931	12,100	169	12,105	5	100%
441	PRISONERS CLOTHING	1,560	2,900	1,340	13,199	4,409	-8,790	15,165	10,756	29%
451	UNIFORMS	8,358	4,749	-3,609	23,501	32,749	9,248	40,000	7,251	82%
454	WATER AND SEWER(DETENTION	26,487	31,499	5,012	164,940	166,924	1,984	150,000	-16,924	111%
468	CHEMICALS	0	0	0	0	0	0	2,400	2,400	0%
499	OTHER SUPP & MATERI (JAIL)	9,564	7,087	-2,477	97,635	108,064	10,429	108,300	236	100%
502	BUILDING AND CONTENTS INSU	0	0	0	70,625	121,865	51,240	78,000	-43,865	156%
508	SURETY BONDS	0	0	0	50	0	-50	0	0	0%
513	WORKERS' COMPENSATION INSU	0	0	0	119,540	163,904	44,365	119,540	-44,364	137%
515	LIABILITY CLAIMS	0	0	0	1,000	0	-1,000	1,000	1,000	0%
530	FINES, ASSESSMENTS, PENALT	0	17	17	0	122	122	0	-122	0%
707	BUILDING IMPROVEMENTS	2,133	0	-2,133	72,860	5,374	-67,486	8,500	3,126	63%
709	DATA PROCESSING EQUIPMENT	0	0	0	7,565	636	-6,929	2,841	2,205	22%
711	FURNITURE AND FIXTURES	0	0	0	3,970	7,802	3,832	7,961	159	98%
716	LAW ENFORCEMENT EQUIPMENT	0	72,850	72,850	0	77,694	77,694	85,000	7,306	91%
716	LAW ENFORCEMENT EQUIP/DISC	0	0	0	0	-1,600	-1,600	0	1,600	0%
717	MAINTENANCE EQUIPMENT	0	0	0	0	2,360	2,360	2,500	140	94%
---		1,489,301	1,694,473	205,170	12,161,424	13,960,817	1,799,392	13,797,252	-163,565	101%
210	EXTRA DETAIL - FREEDOM HALL									
106	DEPUTIES - FREEDOM HALL	240	0	-240	5,340	0	-5,340	0	0	0%
189	OTHER/X DETAIL-FREEDOM HAL	0	0	0	3,930	0	-3,930	0	0	0%
201	SOC SEC/X DETAIL FREEDOM H	14	0	-14	557	0	-557	0	0	0%
204	PENSION/X DETAIL FREEDOM H	29	0	-29	928	0	-928	0	0	0%
212	EMP MEDI/X DETAIL FREEDOM	3	0	-3	130	0	-130	0	0	0%
---		286	0	-286	10,885	0	-10,885	0	0	0%
211	JAIL 3-YEAR EVIDENCE BASED PRG									
106	DEPUTIES - EBP GRANT	8,842	7,094	-1,747	14,073	87,027	72,954	135,432	48,405	64%
189	OTHER SALARIES - EBP GRANT	942	32	-910	1,998	2,973	975	9,290	6,317	32%
201	SOCIAL SECURITY - EBP GRAN	540	380	-160	884	5,075	4,191	576	-4,499	881%
204	PENSION - EBP GRANT	1,177	823	-354	1,774	10,438	8,665	0	-10,438	0%
205	EMPLOYEE INS - EBP GRANT	3,083	3,330	247	5,706	38,478	32,773	0	-38,478	0%
212	MEDICARE - EBP GRANT	126	89	-37	207	1,187	980	134	-1,053	886%
312	CONTRACT - PRIVATE AGENCY -	49,904	35,380	-14,524	49,904	192,507	142,602	231,789	39,282	83%
355	TRAVEL - EBP GRANT	0	0	0	899	694	-205	3,120	2,426	22%
499	SUPPLIES & MATERIALS - EBP	2,263	3,206	942	7,172	3,918	-3,254	6,107	2,189	64%
---		66,877	50,334	-16,543	82,617	342,297	259,681	386,448	44,151	89%

Obj	Account Level Description	June 2022-23	June 2023-24	MONTHLY CHANGE	2022-23 Activity	2023-24 Activity	Y-O-Y CHANGE	2023-24 BUDGET	REMAINING BUDGET	% OF BUDGET
101	GENERAL FUND									
54210	JAIL									
213	INMATE eCIGS									
499	INMATE E-CIGS	0	28,963	28,963	0	94,618	94,618	94,443	-175	100%
---		0	28,963	28,963	0	94,618	94,618	94,443	-175	100%
235	JAIL - MENTAL HEALTH (OPIOID)									
106	DEPUTIES - MENTAL HLTH	0	0	0	0	0	0	92,246	92,246	0%
201	SOCIAL SECURITY - MENTAL H	0	0	0	0	0	0	5,719	5,719	0%
204	PENSIONS - MENTAL HLTH	0	0	0	0	0	0	11,097	11,097	0%
205	EMPLOYEE HEALTH - MENTAL	0	0	0	0	0	0	13,536	13,536	0%
212	EMPLOYER MEDICAR - MENTAL	0	0	0	0	0	0	1,338	1,338	0%
431	LAW ENFRMNT SUPPLIES - MEN	0	0	0	0	0	0	1,614	1,614	0%
---		0	0	0	0	0	0	125,550	125,550	0%
238	FY24 TRAINING EQUIPMENT GRANT									
431	TRNG EQUIP GRANT/LAW ENF S	0	0	0	0	15,033	15,033	15,000	-33	100%
---		0	0	0	0	15,033	15,033	15,000	-33	100%
246	CONFIMENT FACILITIES COVID-19									
410	CUST SUPP CONFINE FACILITI	0	0	0	0	8,448	8,448	8,463	15	100%
441	PRISON CLOT CONFINE FACILI	0	0	0	0	68,505	68,505	68,505	0	100%
499	OTHER SUPPL CONFINE FACILI	0	5,610	5,610	0	15,816	15,816	16,796	980	94%
707	BLDG IMPROV CONFINE FACILI	0	57,775	57,775	0	71,764	71,764	71,764	0	100%
711	FURN & FIXT CONFINE FACILI	0	0	0	0	159,215	159,215	159,215	0	100%
717	MAINT EQUIP CONFINE FACILI	0	0	0	0	23,257	23,257	23,257	0	100%
---		0	63,385	63,385	0	347,005	347,005	348,000	995	100%
248	FY23 JAIL TRAINING EQUIP GRANT									
716	JAIL TRAINING EQUIPMENT GR	0	0	0	9,986	0	-9,986	0	0	0%
---		0	0	0	9,986	0	-9,986	0	0	0%
259	THSO GRANT Z23THS347									
187	THSO SATURATION GRANT FY23	-428	0	428	0	0	0	0	0	0%
201	THSO SATURATION GRANT FY23	-25	0	25	0	0	0	0	0	0%
204	THSO SATURATION GRANT FY23	-51	0	51	0	0	0	0	0	0%
212	THSO SATURATION GRANT FY23	-6	0	6	0	0	0	0	0	0%
---		-510	0	510	0	0	0	0	0	0%
---		1,555,954	1,837,155	281,199	12,264,912	14,759,770	2,494,858	14,766,693	6,923	100%

Obj	Account Level Description	June 2022-23	June 2023-24	MONTHLY CHANGE	2022-23 Activity	2023-24 Activity	Y-O-Y CHANGE	2023-24 BUDGET	REMAINING BUDGET	% OF BUDGET
101	GENERAL FUND									
54240	JUVENILE SERVICES									
000	-									
105	SUPERVISOR'DIRECTOR	4,760	4,893	133	57,971	61,659	3,688	61,659	0	100%
112	YOUTH SERVICE OFFICER(S)	10,391	9,950	-441	117,439	131,954	14,515	133,068	1,114	99%
133	PARAPROFESSIONALS	0	0	0	0	0	0	5,629	5,629	0%
201	SOCIAL SECURITY	926	894	-32	10,651	11,786	1,135	13,240	1,454	89%
204	PENSIONS	1,308	1,982	674	19,332	22,749	3,417	25,680	2,931	89%
205	EMPLOYEE AND DEPENDENT INS	2,002	2,162	160	26,637	24,980	-1,657	45,310	20,330	55%
212	EMPLOYER MEDICARE	217	209	-7	2,491	2,757	266	3,100	343	89%
299	OTHER FRINGE BENEFITS	0	0	0	0	165	165	450	285	37%
307	COMMUNICATION (JUVENILE SE	376	-447	-823	2,285	989	-1,296	2,000	1,011	49%
309	CONTRACTS WITH GOVT.AGENCI	2,250	2,250	0	4,500	4,500	0	4,500	0	100%
310	CONTR.W'OTHER PUBLIC AGENC	46,162	78,265	32,103	250,387	553,771	303,385	581,600	27,829	95%
312	CONTRACTS - PRIVATE AGENCI	48	15	-33	296	180	-116	160	-20	112%
317	DATA PROCESSING SERVICES	0	0	0	0	0	0	3,750	3,750	0%
320	DUES AND MEMBERSHIPS	0	0	0	160	120	-40	950	830	13%
334	MAINTENANCE AGREEMENTS	204	-230	-434	1,623	651	-972	2,200	1,549	30%
348	POSTAL CHARGES	1,086	1,389	303	1,086	1,389	303	3,000	1,611	46%
351	RENTALS	0	0	0	903	0	-903	1,500	1,500	0%
355	TRAVEL (JUVENILE)	-82	0	82	4,551	1,975	-2,576	6,950	4,975	28%
356	REGISTRATION FEES	0	0	0	320	450	130	450	0	100%
413	DRUGS AND MEDICAL SUPPLIES	0	0	0	0	0	0	600	600	0%
414	DUPLICATING SUPPLIES (JUVE	0	0	0	294	263	-32	300	37	88%
435	OFFICE SUPPLIES (JUVENILE)	0	0	0	2,015	633	-1,382	7,285	6,652	9%
513	WORKERS' COMPENSATION INSU	0	0	0	3,467	4,828	1,362	3,470	-1,358	139%
530	FINES, ASSESSMENTS, PENALT	0	0	0	14	0	-14	0	0	0%
599	OTHER CHARGES	0	0	0	0	0	0	300	300	0%
790	OTHER EQUIPMENT	0	3,921	3,921	0	5,136	5,136	1,215	-3,921	423%
---		69,648	105,253	35,606	506,422	830,935	324,514	908,366	77,431	91%
---		69,648	105,253	35,606	506,422	830,935	324,514	908,366	77,431	91%
=====										
54250	WORK RELEASE PROGRAM									
000	-									
191	BD & COMMITTEE MEMBERS FEE	0	180	180	6,300	3,720	-2,580	10,800	7,080	34%
201	SOCIAL SECURITY	0	11	11	391	231	-160	710	479	32%
204	PENSIONS	0	0	0	0	0	0	380	380	0%
212	EMPLOYER MEDICARE	0	3	3	91	54	-37	160	106	34%
513	WORKERS' COMPENSATION INSU	0	0	0	0	23	23	0	-23	0%
---		0	194	194	6,782	4,028	-2,754	12,050	8,022	33%
---		0	194	194	6,782	4,028	-2,754	12,050	8,022	33%
=====										
54310	FIRE PREVENTION AND CONTROL									
000	-									
316	CONTRIBUTIONS	0	18,828	18,828	1,011,000	1,053,299	42,299	1,057,657	4,358	100%
599	OTHER CHARGES	0	0	0	0	7,000	7,000	7,000	0	100%
---		0	18,828	18,828	1,011,000	1,060,299	49,299	1,064,657	4,358	100%
---		0	18,828	18,828	1,011,000	1,060,299	49,299	1,064,657	4,358	100%
=====										

Obj	Account Level Description	June 2022-23	June 2023-24	MONTHLY CHANGE	2022-23 Activity	2023-24 Activity	Y-O-Y CHANGE	2023-24 BUDGET	REMAINING BUDGET	% OF BUDGET
101	GENERAL FUND									
54410	EMERGENCY MANAGEMENT AGENCY									
000	-									
105	SUPERVISOR/DIRECTOR	5,861	-7	-5,868	71,379	60,076	-11,303	75,274	15,198	80%
189	OTHER SALARIES & WAGES	7,838	5,429	-2,409	68,842	88,640	19,798	90,564	1,924	98%
201	SOCIAL SECURITY	822	313	-509	8,386	8,909	523	10,288	1,379	87%
204	PENSIONS	1,648	572	-1,076	14,763	16,310	1,546	19,952	3,642	82%
205	EMPLOYEE AND DEPENDENT INS	4,215	2,637	-1,579	39,940	44,944	5,004	44,950	6	100%
212	EMPLOYER MEDICARE	192	73	-119	1,961	2,084	122	2,406	322	87%
299	OTHER FRINGE BENEFITS	192	-192	-384	192	255	63	0	-255	0%
307	COMMUNICATION	509	471	-38	2,797	3,317	520	7,650	4,333	43%
312	CONTRACTS - PRIVATE AGENCI	0	0	0	-234	0	234	0	0	0%
320	DUES AND MEMBERSHIPS	0	0	0	110	275	165	400	125	69%
333	LICENSES	51	0	-51	51	26	-26	250	225	10%
334	MAINTENANCE AGREEMENTS	207	224	17	4,240	10,705	6,465	12,640	1,935	85%
337	MAINT & REPAIR OFFICE EQUI	0	0	0	148	0	-148	0	0	0%
338	MAINT & REPAIR VEHICLES	0	279	279	0	761	761	2,000	1,239	38%
348	POSTAL CHARGES	0	3	3	55	88	33	100	12	88%
349	PRINTING, STATIONERY AND F	0	0	0	388	90	-298	800	710	11%
350	INTERNET CONNECTIVITY	366	427	61	3,888	4,160	272	3,648	-512	114%
351	RENTALS	1,150	1,150	0	14,017	13,800	-217	13,800	0	100%
355	TRAVEL	757	252	-505	1,942	273	-1,669	2,500	2,227	11%
356	TUITION	200	500	300	1,305	1,200	-105	4,350	3,150	28%
410	CUSTODIAL SUPPLIES	212	237	25	212	237	25	300	63	79%
411	DATA PROCESSING SUPPLIES	833	0	-833	958	0	-958	1,000	1,000	0%
412	DIESEL FUEL	0	0	0	0	0	0	500	500	0%
422	FOOD SUPPLIES	234	172	-62	495	445	-50	700	255	64%
425	GASOLINE	947	502	-445	4,131	5,245	1,114	8,000	2,755	66%
435	OFFICE SUPPLIES	0	0	0	90	152	61	500	348	30%
446	SMALL TOOLS	253	17	-236	2,241	1,379	-862	3,890	2,511	35%
450	TIRES AND TUBES	0	0	0	0	1,944	1,944	3,150	1,206	62%
451	UNIFORMS	0	0	0	1,430	1,155	-275	1,500	345	77%
453	VEHICLE PARTS	0	0	0	0	300	300	1,000	700	30%
471	SOFTWARE	39	0	-39	827	120	-707	500	380	24%
499	OTHER SUPPLIES AND MATERIA	58	56	-2	113	111	-2	300	189	37%
502	BUILDING AND CONTENTS INSU	0	0	0	138	3,484	3,346	1,030	-2,454	338%
506	LIABILITY INSURANCE	0	0	0	344	585	241	585	0	100%
511	INSURANCE-VEHICLE/EQUIP	0	0	0	1,868	2,055	187	2,055	0	100%
513	WORKERS' COMPENSATION INSU	0	0	0	1,350	1,378	28	1,350	-28	102%
530	FINES, ASSESSMENTS, PENALT	0	0	0	6	0	-6	0	0	0%
709	DATA PROCESSING EQUIPMENT	0	0	0	600	0	-600	0	0	0%
---		26,584	13,115	-13,470	248,973	274,503	25,526	317,932	43,430	86%
822	EMA UNSPENT GRANT FUNDS									
590	TRNS TO OTHER FUNDS/EMA RE	0	0	0	0	9,616	9,616	9,616	0	100%
---		0	0	0	0	9,616	9,616	9,616	0	100%
---		26,584	13,115	-13,470	248,973	284,119	35,142	327,548	43,430	87%

Account Level	June	June	MONTHLY	2022-23	2023-24	Y-O-Y	2023-24	REMAINING	% OF
Obj Description	2022-23	2023-24	CHANGE	Activity	Activity	CHANGE	BUDGET	BUDGET	BUDGET
101	GENERAL FUND								
54420	RESCUE SQUAD & LIFE SAVING CRE								
000	-								
316 CONTRIBUTIONS	0	0	0	87,700	87,700	0	87,700	0	100%
---	0	0	0	87,700	87,700	0	87,700	0	100%
---	0	0	0	87,700	87,700	0	87,700	0	100%
=====									
54490	OTHER EMERGENCY MANAGEMENT								
264	HOMELAND SECURITY GRANT 2020								
316 HOMELAND SECURITY GRANT 20	0	0	0	134,443	0	-134,443	0	0	0%
---	0	0	0	134,443	0	-134,443	0	0	0%
265	HOMELAND SECURITY GRANT 2021								
316 HOMELAND SECURITY GRANT 20	0	5	5	0	145,628	145,628	146,545	917	99%
---	0	5	5	0	145,628	145,628	146,545	917	99%
266	HOMELAND SECURITY GRANT 2022								
316 HOMELAND SECURITY GRANT 20	0	0	0	0	2,893	2,893	2,893	0	100%
---	0	0	0	0	2,893	2,893	2,893	0	100%
---	0	5	5	134,443	148,521	14,078	149,438	917	99%
=====									
54610	COUNTY MEDICAL EXAMINER								
000	-								
309 CONTRACT W/ GOVT AGENCIES	73,960	77,287	3,328	295,838	309,150	13,312	315,100	5,950	98%
---	73,960	77,287	3,328	295,838	309,150	13,312	315,100	5,950	98%
---	73,960	77,287	3,328	295,838	309,150	13,312	315,100	5,950	98%
=====									
54900	OTHER PUBLIC SAFETY								
000	-								
105 SUPERVISOR'DIRECTOR	567	532	-35	6,906	6,908	2	6,908	0	100%
201 SOCIAL SECURITY	35	33	-2	428	428	0	430	2	100%
204 PENSIONS	68	65	-3	831	832	1	840	8	99%
212 EMPLOYER MEDICARE	8	8	0	100	100	0	110	10	91%
316 CONTRIBUTIONS(E911)	0	-18,828	-18,828	1,085,000	1,335,000	250,000	1,335,370	370	100%
513 WORKERS' COMPENSATION INSU	0	0	0	0	369	369	0	-369	0%
---	678	-18,190	-18,868	1,093,265	1,343,637	250,372	1,343,658	21	100%
---	678	-18,190	-18,868	1,093,265	1,343,637	250,372	1,343,658	21	100%
=====									

Obj	Account Level Description	June 2022-23	June 2023-24	MONTHLY CHANGE	2022-23 Activity	2023-24 Activity	Y-O-Y CHANGE	2023-24 BUDGET	REMAINING BUDGET	% OF BUDGET
101	GENERAL FUND									
55110	LOCAL HEALTH CENTER									
000	-									
131	MEDICAL PERSONNEL	19,847	-2,093	-21,939	235,935	60,236	-175,700	70,236	10,001	86%
162	CLERICAL PERSONNEL	14,517	14,472	-45	188,886	200,381	11,495	245,802	45,422	82%
166	CUSTODIAL PERSONNEL	1,893	2,217	324	23,055	26,871	3,816	27,000	129	100%
189	OTHER SALARIES AND WAGES	4,254	17,905	13,650	22,599	166,617	144,017	168,506	1,889	99%
201	SOCIAL SECURITY	2,398	1,939	-459	27,862	26,979	-883	31,716	4,737	85%
204	PENSIONS	5,124	3,990	-1,134	55,652	49,255	-6,397	61,369	12,114	80%
205	EMPLOYEE AND DEPENDENT INS	11,994	10,765	-1,229	132,581	127,015	-5,566	203,481	76,466	62%
212	EMPLOYER MEDICARE	561	454	-107	6,515	6,310	-206	7,418	1,108	85%
299	OTHER FRINGE BENEFITS	0	363	363	0	849	849	1,500	651	57%
307	COMMUNICATION (HEALTH DEPT	1,280	1,156	-124	12,781	13,666	884	14,000	334	98%
309	CONTR.W'GOV.AG.(SUPPLE.PAY	0	0	0	17,400	17,400	0	17,400	0	100%
312	CONTRACTS - PRIVATE AGENCI	399	331	-68	3,166	3,481	316	3,500	19	99%
320	DUES AND MEMBERSHIPS	0	0	0	0	0	0	200	200	0%
328	JANITORIAL SERVICES	0	7,592	7,592	8,150	92,723	84,573	106,000	13,277	87%
330	LEASE/SBITA PAYMENTS	0	0	0	19,141	19,141	0	19,200	59	100%
333	LICENSES	0	0	0	25	0	-25	0	0	0%
334	MAINTENANCE AGREEMENTS	1,214	4,639	3,425	24,903	40,539	15,637	43,677	3,138	93%
335	MAINTENANCE & REPAIR - BLD	113	0	-113	6,095	495	-5,600	7,200	6,705	7%
336	MAINTENANCE & REPAIR - EQU	460	0	-460	26,426	2,134	-24,292	30,800	28,666	7%
347	PEST CONTROL (HEALTH DEPT)	55	400	345	560	1,012	452	1,550	538	65%
348	POSTAL CHARGES (HEALTH DEP	0	-2,879	-2,879	5,000	2,121	-2,879	5,000	2,879	42%
349	PRINTING	0	0	0	0	425	425	1,000	575	42%
350	INTERNET CONNECTIVITY	-275	-205	70	-2,750	-2,679	71	0	2,679	0%
351	RENTALS (HEALTH DEPT)	752	1,135	383	9,462	10,657	1,195	12,900	2,243	83%
351	DISCOUNTS TAKEN	-4	0	4	-31	-30	1	0	30	0%
355	TRAVEL (HEALTH DEPT)	115	942	827	199	7,027	6,828	8,000	973	88%
359	DISPOSAL FEES	0	0	0	0	0	0	100	100	0%
361	PERMITS	0	90	90	165	205	40	110	-95	186%
399	OTHER CONTRACTED SERVICES	12,325	3,925	-8,400	87,421	17,375	-70,046	18,000	625	97%
410	CUSTODIAL SUPP (HEALTH DEP	0	99	99	1,843	1,012	-831	3,500	2,488	29%
413	DRUGS & MEDICAL SUPP (HEAL	-886	146	1,032	9,456	672	-8,784	22,781	22,109	3%
414	DUPLICATING SUPPLIES	0	0	0	0	0	0	2,000	2,000	0%
415	ELECTRICITY (HEALTH DEPT)	9,590	8,488	-1,101	56,455	51,250	-5,205	52,000	750	99%
434	NATURAL GAS	45	98	53	2,187	1,042	-1,145	3,200	2,158	33%
435	OFFICE SUPPLIES (HEALTH DE	0	2,832	2,832	4,265	3,662	-602	12,000	8,338	31%
454	WATER & SEWER (HEALTH DEPT	1,900	1,584	-317	12,365	9,386	-2,979	13,000	3,614	72%
499	OTHER SUPP & MATERI (HEALT	234	626	391	1,311	4,959	3,648	9,000	4,041	55%
502	BUILDING AND CONTENTS INSU	0	0	0	11,140	20,028	8,888	20,030	2	100%
506	LIABILITY INSURANCE	0	0	0	6,030	4,719	-1,311	7,110	2,391	66%
508	SURETY BONDS	0	0	0	50	0	-50	0	0	0%
513	WORKERS' COMPENSATION INSU	0	0	0	4,924	2,762	-2,161	4,924	2,162	56%
530	FINES, ASSESSMENTS, PENALT	0	30	30	284	60	-224	30	-30	200%
711	FURNITURE AND FIXTURES	0	1,015	1,015	2,671	1,015	-1,656	3,000	1,985	34%
---		87,905	82,056	-5,850	1,024,179	990,772	-33,407	1,258,240	267,470	79%
825	HEALTH DGA GRANT									
131	MEDICAL PERSONNEL/DGA	0	0	0	0	0	0	134,229	134,229	0%
162	CLERICAL PERSONNEL	17,277	19,424	2,147	186,638	268,272	81,635	269,136	864	100%
189	OTHER SALARIES AND WAGES	15,331	26,991	11,660	261,104	269,118	8,014	342,523	73,405	79%
201	SOCIAL SECURITY	1,907	2,743	836	26,338	31,808	5,471	46,245	14,437	69%
204	PENSIONS	3,910	5,693	1,783	50,608	60,767	10,159	89,730	28,963	68%

Obj	Account Level Description	June 2022-23	June 2023-24	MONTHLY CHANGE	2022-23 Activity	2023-24 Activity	Y-O-Y CHANGE	2023-24 BUDGET	REMAINING BUDGET	% OF BUDGET
101	GENERAL FUND									
55110	LOCAL HEALTH CENTER									
825	HEALTH DGA GRANT									
205	EMPLOYEE AND DEPENDENT INS	10,812	13,592	2,781	137,977	149,035	11,058	264,751	115,716	56%
206	LIFE INSURANCE/HEALTH DGA	0	0	0	0	2,489	2,489	2,500	11	100%
212	EMPLOYER MEDICARE	446	642	196	6,159	7,439	1,280	10,815	3,376	69%
299	OTHER FRINGE BENEFITS	-123	171	294	0	171	171	0	-171	0%
355	TRAVEL (HEALTH DEPT)	320	1,136	817	2,415	3,103	688	15,000	11,897	21%
356	TUITION (HEALTH DEPT)	0	0	0	510	0	-510	0	0	0%
399	OTHER CONTRACTED SERVICES	0	2,556	2,556	0	6,850	6,850	10,000	3,150	68%
506	LIABILITY INSURANCE	0	0	0	0	0	0	7,600	7,600	0%
513	WORKERS' COMPENSATION INSU	0	0	0	0	0	0	2,227	2,227	0%
---		49,880	72,948	23,070	671,749	799,052	127,305	1,194,756	395,704	67%
833	HEALTH CHRONIC DISEASE									
169	PART-TIME PERSONNEL	-530	0	530	15,638	0	-15,638	0	0	0%
201	HEALTH CHRONIC DISEASE	-33	0	33	970	0	-970	0	0	0%
212	HEALTH CHRONIC DISEASE	-8	0	8	227	0	-227	0	0	0%
499	HEALTH CHRONIC DISEASE	0	0	0	921	0	-921	0	0	0%
---		-571	0	571	17,756	0	-17,756	0	0	0%
---		137,214	155,004	17,791	1,713,684	1,789,824	76,142	2,452,996	663,174	73%
55120	RABIES AND ANIMAL CONTROL									
000	-									
316	CONTRIBUTIONS	0	0	0	250,000	250,000	0	250,000	0	100%
---		0	0	0	250,000	250,000	0	250,000	0	100%
---		0	0	0	250,000	250,000	0	250,000	0	100%
55130	AMBULANCE/EMERGENCY MEDICAL SE									
000	-									
316	CONTRIBUTIONS	0	0	0	2,021,753	2,421,753	400,000	2,421,753	0	100%
---		0	0	0	2,021,753	2,421,753	400,000	2,421,753	0	100%
---		0	0	0	2,021,753	2,421,753	400,000	2,421,753	0	100%
55170	ALCOHOL AND DRUG PROGRAM									
235	JAIL - MENTAL HEALTH (OPIOID)									
312	CONTRACTS - MENTAL HEALTH	0	0	0	0	0	0	211,499	211,499	0%
---		0	0	0	0	0	0	211,499	211,499	0%
244	OPIOID SETTLEMENT PAYMENTS									
316	CONTRIBUTIONS - OPIOID FUN	0	0	0	3,940,000	0	-3,940,000	0	0	0%
---		0	0	0	3,940,000	0	-3,940,000	0	0	0%

Obj	Account Level Description	June 2022-23	June 2023-24	MONTHLY CHANGE	2022-23 Activity	2023-24 Activity	Y-O-Y CHANGE	2023-24 BUDGET	REMAINING BUDGET	% OF BUDGET
101	GENERAL FUND									
55170	ALCOHOL AND DRUG PROGRAM									
000	--									
---		0	0	0	3,940,000	0	-3,940,000	211,499	211,499	0%
=====										
55310	REGIONAL MENTAL HEALTH CENTER									
000	--									
316	CONTRIBUTIONS	0	0	0	17,000	17,000	0	17,000	0	100%
---		0	0	0	17,000	17,000	0	17,000	0	100%
---		0	0	0	17,000	17,000	0	17,000	0	100%
=====										
55510	GENERAL WELFARE ASSISTANCE									
000	--									
341	PAUPER BURIALS	1,200	1,200	0	22,200	20,656	-1,544	30,000	9,344	69%
---		1,200	1,200	0	22,200	20,656	-1,544	30,000	9,344	69%
---		1,200	1,200	0	22,200	20,656	-1,544	30,000	9,344	69%
=====										
55720	SANITATION EDUCATION/INFORMATI									
000	--									
189	OTHER SALARIES & WAGES	0	0	0	35,920	35,920	0	38,720	2,800	93%
201	SOCIAL SECURITY	0	0	0	2,098	2,230	132	2,230	0	100%
204	PENSIONS	0	0	0	4,321	4,330	9	4,330	0	100%
205	EMPLOYEE AND DEPENDENT INS	0	0	0	14,814	12,932	-1,882	21,300	8,368	61%
212	EMPLOYER MEDICARE	0	0	0	491	530	39	530	0	100%
302	ADVERTISING	5,543	1,321	-4,222	26,843	25,613	-1,230	25,000	-613	102%
399	OTHER CONTRACTED SERVICES	0	0	0	510	0	-510	0	0	0%
499	OTHER SUPPLIES & MATERIALS	466	3,338	2,873	7,764	6,753	-1,011	9,500	2,747	71%
513	WORKERS' COMPENSATION INSU	0	0	0	554	694	140	560	-134	124%
---		6,009	4,659	-1,349	93,315	89,002	-4,313	102,170	13,168	87%
---		6,009	4,659	-1,349	93,315	89,002	-4,313	102,170	13,168	87%
=====										
56100	ADULT ACTIVITIES									
000	--									
316	CONTRIBUTIONS	0	0	0	121,000	121,000	0	121,000	0	100%
---		0	0	0	121,000	121,000	0	121,000	0	100%
---		0	0	0	121,000	121,000	0	121,000	0	100%
=====										
56500	LIBRARIES									
000	--									
103	ASSISTANT(S)	5,856	8,303	2,448	82,830	73,692	-9,137	73,693	1	100%
105	SUPERVISOR/DIRECTOR	4,947	5,096	149	60,219	63,847	3,628	63,848	1	100%
106	DEPUTY(IES)	16,071	15,652	-419	174,896	211,299	36,403	211,300	1	100%

Obj	Account Level Description	June 2022-23	June 2023-24	MONTHLY CHANGE	2022-23 Activity	2023-24 Activity	Y-O-Y CHANGE	2023-24 BUDGET	REMAINING BUDGET	% OF BUDGET
101	GENERAL FUND									
56500	LIBRARIES									
000	-									
166	CUSTODIAL PERSONNEL	-135	0	135	6,846	0	-6,846	0	0	0%
169	PART-TIME PERSONNEL	11,149	14,094	2,945	119,824	167,446	47,622	167,002	-444	100%
201	SOCIAL SECURITY	2,293	2,627	335	26,787	31,397	4,610	31,663	266	99%
204	PENSIONS	2,761	3,180	419	33,401	38,371	4,970	39,290	919	98%
205	EMPLOYEE AND DEPENDENT INS	6,161	5,765	-396	68,771	70,954	2,183	70,960	6	100%
206	LIFE INSURANCE	0	0	0	0	2,489	2,489	2,489	0	100%
212	EMPLOYER MEDICARE	536	614	78	6,264	7,343	1,078	7,405	62	99%
307	COMMUNICATION	98	97	-2	2,152	782	-1,369	760	-22	103%
312	CONTRACTS WITH PRIVATE AGE	305	200	-105	11,138	12,379	1,242	12,878	499	96%
317	DATA PROCESSING SERVICES	0	0	0	1,831	1,865	34	1,962	97	95%
330	LEASE/SBITA PAYMENTS	0	0	0	0	75	75	75	0	100%
333	LICENSES	0	0	0	1,803	1,891	88	1,891	0	100%
334	MAINTENANCE AGREEMENTS	552	0	-552	16,936	15,724	-1,212	17,209	1,485	91%
335	MAINTENANCE & REPAIR - BLD	158	0	-158	4,773	3,905	-868	3,907	2	100%
347	PEST CONTROL	0	0	0	680	702	22	702	0	100%
348	POSTAL CHARGES	24	570	546	51	570	519	0	-570	0%
350	INTERNET CONNECTIVITY	216	921	705	2,986	4,927	1,941	4,928	1	100%
351	RENTALS	375	375	0	4,125	4,500	375	4,500	0	100%
356	TUITION	0	0	0	20	0	-20	0	0	0%
359	DISPOSAL FEES	0	0	0	30	30	0	30	0	100%
410	CUSTODIAL SUPPLIES	1,789	0	-1,789	4,375	2,859	-1,516	2,859	0	100%
411	DATA PROCESSING SUPPLIES	11,625	0	-11,625	12,290	3,558	-8,732	3,559	1	100%
415	ELECTRICITY	2,753	2,550	-202	18,988	17,054	-1,935	17,731	677	96%
432	LIBRARY BOOKS	4,210	-85	-4,295	72,756	61,711	-11,045	61,844	133	100%
434	NATURAL GAS	59	64	4	1,756	1,279	-476	1,306	27	98%
435	OFFICE SUPPLIES	1,393	0	-1,393	3,778	3,742	-36	3,743	1	100%
437	PERIODICALS	124	0	-124	3,737	3,708	-29	3,708	0	100%
454	WATER AND SEWER	348	387	38	2,031	2,276	245	2,296	20	99%
471	SOFTWARE	0	0	0	1,552	768	-784	768	0	100%
499	OTHER SUPPLIES AND MATERIA	904	0	-904	8,178	4,228	-3,950	4,229	1	100%
499	DISCOUNTS TAKEN	0	0	0	-71	0	71	0	0	0%
502	BUILDING AND CONTENTS INSU	0	0	0	2,940	6,663	3,723	6,663	0	100%
506	LIABILITY INSURANCE	0	0	0	2,863	3,581	718	3,581	0	100%
513	WORKERS' COMPENSATION INSU	0	0	0	797	1,227	430	1,227	0	100%
709	DATA PROCESSING EQUIPMENT	0	0	0	0	5,434	5,434	5,435	1	100%
711	FURNITURE AND FIXTURES	0	54	54	178	1,222	1,044	1,223	1	100%
---		74,572	60,464	-14,108	762,511	833,498	70,989	836,664	3,166	100%
170	CITY OF JOHNSON CITY									
316	JC/WASH COUNTY PUBLIC LIBR	0	0	0	127,000	127,000	0	127,000	0	100%
---		0	0	0	127,000	127,000	0	127,000	0	100%
759	WEST END SENIOR FOUNDATION									
312	CONTRACTS - PRIVATE AGENCI	0	0	0	300	200	-100	200	0	100%
499	OTHER SUPPLIES AND MATERIA	20	0	-20	115	395	279	395	0	100%
709	DATA PROCESSING EQUIPMENT	0	0	0	3,679	0	-3,679	0	0	0%
---		20	0	-20	4,094	595	-3,500	595	0	100%

Obj	Account Level Description	June 2022-23	June 2023-24	MONTHLY CHANGE	2022-23 Activity	2023-24 Activity	Y-O-Y CHANGE	2023-24 BUDGET	REMAINING BUDGET	% OF BUDGET
101	GENERAL FUND									
56500	LIBRARIES									
760	LIBRARY LTSA COMPUTER FY23									
709	DATA PROCESSING EQ LTSA GR	0	0	0	1,664	0	-1,664	0	0	0%
---		0	0	0	1,664	0	-1,664	0	0	0%
761	LIBRARY EMER CONNECTIVITY FUND									
350	INTERNET - FCC ECF GRANT	341	0	-341	1,082	2,043	962	2,043	0	100%
---		341	0	-341	1,082	2,043	962	2,043	0	100%
762	TOP GRANT FY24									
312	TECH TRAINING - TOP GRANT	0	150	150	0	500	500	500	0	100%
---		0	150	150	0	500	500	500	0	100%
763	FY24 TN LIBRARY TECH GRANT									
709	DATA PROCESSING EQUIPMENT	0	0	0	0	1,539	1,539	1,540	1	100%
---		0	0	0	0	1,539	1,539	1,540	1	100%
---		74,933	60,614	-14,319	896,351	965,175	68,826	968,342	3,167	100%
=====										
56900	OTHER SOCIAL, CULTURAL & RECRE									
000	-									
316	CONTRIBUTIONS	0	0	0	115,000	115,000	0	115,000	0	100%
---		0	0	0	115,000	115,000	0	115,000	0	100%
---		0	0	0	115,000	115,000	0	115,000	0	100%
=====										
57100	AGRICULTURAL EXTENSION SERVICE									
000	-									
309	CONTRACTS WITH GOVERNMENT	14,463	109,326	94,864	339,910	444,473	104,563	537,635	93,162	83%
312	CONTRACTS - PRIVATE AGENCI	105	55	-50	670	701	31	770	69	91%
320	DUES AND MEMBERSHIPS	0	0	0	735	820	85	900	80	91%
328	JANITORIAL SERVICES	381	381	0	1,905	4,572	2,667	4,575	3	100%
334	MAINTENANCE AGREEMENTS	387	0	-387	517	1,710	1,193	2,700	990	63%
335	MAINTENANCE & REPAIR - BLD	0	0	0	1,434	0	-1,434	580	580	0%
347	PEST CONTROL	0	0	0	550	550	0	600	50	92%
350	INTERNET CONNECTIVITY	239	239	0	2,871	2,871	0	3,000	129	96%
351	RENTALS	-159	442	601	5,345	7,225	1,880	8,200	975	88%
351	DISCOUNTS TAKEN	-4	-6	-2	-25	-39	-14	0	39	0%
355	TRAVEL	2,272	1,877	-395	12,448	12,293	-155	13,000	707	95%
356	TUITION	0	0	0	0	121	121	600	479	20%
410	CUSTODIAL SUPPLIES	0	122	122	942	801	-141	1,000	199	80%
411	DATA PROCESSING SUPPLIES	0	0	0	2,042	960	-1,082	1,085	125	88%
415	ELECTRICITY	496	467	-29	2,859	2,590	-269	2,800	210	92%
426	GENERAL CONSTRUCTION MATER	154	0	-154	154	0	-154	0	0	0%
434	NATURAL GAS	85	100	15	937	879	-58	900	21	98%

Obj	Account Level Description	June 2022-23	June 2023-24	MONTHLY CHANGE	2022-23 Activity	2023-24 Activity	Y-O-Y CHANGE	2023-24 BUDGET	REMAINING BUDGET	% OF BUDGET
101	GENERAL FUND									
57100	AGRICULTURAL EXTENSION SERVICE									
000	-									
435	OFFICE SUPPLIES	0	713	713	3,793	3,499	-294	3,500	1	100%
454	WATER & SEWER	423	136	-287	994	822	-172	1,200	378	69%
499	OTHER SUPP & MATERIALS	932	1,196	264	3,155	4,617	1,462	5,175	558	89%
502	BUILDING AND CONTENTS INSU	0	0	0	611	1,250	639	1,250	0	100%
511	INSURANCE-VEHICLE/EQUIP	0	0	0	12	18	6	0	-18	0%
530	FINES, ASSESSMENTS, PENALT	26	0	-26	26	0	-26	0	0	0%
709	DATA PROCESSING EQUIPMENT	0	0	0	1,820	3,000	1,181	3,000	0	100%
711	FURNITURE AND FIXTURES	0	0	0	0	138	138	140	2	99%
---		19,800	115,048	95,249	383,705	493,871	110,167	592,610	98,739	83%
---		19,800	115,048	95,249	383,705	493,871	110,167	592,610	98,739	83%
57300	FOREST SERVICE									
000	-									
326	FOREST RESOURCE SERVICES	0	0	0	1,500	1,500	0	1,500	0	100%
---		0	0	0	1,500	1,500	0	1,500	0	100%
---		0	0	0	1,500	1,500	0	1,500	0	100%
57500	SOIL CONSERVATION									
000	-									
189	OTHER SALARIES & WAGES	10,908	11,621	713	132,835	143,387	10,551	144,830	1,443	99%
201	SOCIAL SECURITY	643	686	43	7,855	8,499	644	8,979	480	95%
204	PENSIONS	1,312	1,424	112	15,980	17,276	1,295	17,425	149	99%
205	EMPLOYEE AND DEPENDENT INS	3,285	3,548	263	39,425	41,002	1,577	39,500	-1,502	104%
212	EMPLOYER MEDICARE	150	160	10	1,837	1,988	151	2,100	112	95%
316	CONTRIBUTIONS	0	0	0	-18,390	0	18,390	0	0	0%
513	WORKERS' COMPENSATION INSU	0	0	0	2,217	2,400	183	2,220	-180	108%
---		16,298	17,439	1,141	181,759	214,552	32,791	215,054	502	100%
---		16,298	17,439	1,141	181,759	214,552	32,791	215,054	502	100%
57800	STORM WATER MANAGEMENT									
000	-									
321	ENGINEERING SERVICES	4,000	4,000	0	24,000	24,000	0	30,000	6,000	80%
333	LICENSES (STORM WATER MGT)	0	0	0	3,460	3,460	0	3,500	40	99%
---		4,000	4,000	0	27,460	27,460	0	33,500	6,040	82%
---		4,000	4,000	0	27,460	27,460	0	33,500	6,040	82%
57900	OTHER AGRICULTURE & NATURAL RE									
000	-									
316	OTHER AG CONTRIBUTIONS	0	0	0	2,500	0	-2,500	2,500	2,500	0%
599	OTHER AGRICULTURE CHARGES	0	0	0	2,500	2,500	0	2,500	0	100%

Obj	Account Level Description	June 2022-23	June 2023-24	MONTHLY CHANGE	2022-23 Activity	2023-24 Activity	Y-O-Y CHANGE	2023-24 BUDGET	REMAINING BUDGET	% OF BUDGET
101	GENERAL FUND									
57900	OTHER AGRICULTURE & NATURAL RE									
000	--									
---		0	0	0	5,000	2,500	-2,500	5,000	2,500	50%
---		0	0	0	5,000	2,500	-2,500	5,000	2,500	50%
=====										
58110	TOURISM									
000	--									
316	CONTRIBUTIONS	0	0	0	10,000	10,000	0	10,000	0	100%
---		0	0	0	10,000	10,000	0	10,000	0	100%
---		0	0	0	10,000	10,000	0	10,000	0	100%
=====										
58190	OTHER ECOMOMIC AND COMMUNITY D									
000	--									
309	CONTRACTS WITH GOVERNMENT	499,317	550,592	51,275	499,317	550,592	51,275	550,600	8	100%
316	ECONOMIC DEVELOPMENT CONTR	0	0	0	190,615	220,615	30,000	225,000	4,385	98%
356	REGISTRATION FEES	0	0	0	0	400	400	0	-400	0%
399	OTHER CONTRACTED SERVICES	0	0	0	0	6,250	6,250	65,000	58,750	10%
599	WORK KEYS TESTING	0	0	0	2,808	2,997	189	30,000	27,003	10%
724	SITE DEVELOPMENT	0	0	0	0	1,120	1,120	0	-1,120	0%
---		499,317	550,592	51,275	692,740	781,974	89,234	870,600	88,626	90%
102	WASHINGTON COUNTY IND PARK									
331	LEGAL SERVICES-IND PARK	0	0	0	0	4,610	4,610	4,590	-20	100%
---		0	0	0	0	4,610	4,610	4,590	-20	100%
420	IDB - ECONOMIC DEVELOPMENT									
321	ENGINEERING SERVICES	0	0	0	0	5,000	5,000	0	-5,000	0%
331	LEGAL SERVICES - IDB	0	0	0	9,127	0	-9,127	0	0	0%
---		0	0	0	9,127	5,000	-4,127	0	-5,000	0%
431	WCIP 37 ACRE DEVELOPMENT 2022									
724	SITE DEVELOPMENT WCIP 37 A	776,157	81,923	-694,235	1,101,095	339,382	-761,713	367,515	28,133	92%
---		776,157	81,923	-694,235	1,101,095	339,382	-761,713	367,515	28,133	92%
---		1,275,474	632,515	-642,960	1,802,962	1,130,966	-671,996	1,242,705	111,739	91%
=====										
58220	AIRPORT									
000	--									
316	CONTRIBUTION - TCAA FTZ	0	0	0	19,987	19,478	-509	19,478	0	100%
---		0	0	0	19,987	19,478	-509	19,478	0	100%
---		0	0	0	19,987	19,478	-509	19,478	0	100%

Account Level	June	June	MONTHLY	2022-23	2023-24	Y-O-Y	2023-24	REMAINING	% OF
Obj Description	2022-23	2023-24	CHANGE	Activity	Activity	CHANGE	BUDGET	BUDGET	BUDGET
101 GENERAL FUND									
58220 AIRPORT									
000 -									
=====									
58300 VETERANS' SERVICES									
000 -									
189 OTHER SALARIES & WAGES	2,827	3,143	315	35,205	38,903	3,698	38,903	1	100%
201 SOCIAL SECURITY	171	182	10	2,153	2,334	182	2,419	85	96%
204 PENSIONS	486	385	-101	2,267	4,687	2,420	4,683	-4	100%
205 EMPLOYEE AND DEPENDENT INS	0	1,414	1,414	0	8,483	8,483	0	-8,483	0%
212 EMPLOYER MEDICARE	40	42	2	503	546	43	568	22	96%
302 ADVERTISING	0	0	0	0	0	0	400	400	0%
307 COMMUNICATION	179	168	-12	914	1,005	91	1,200	195	84%
312 CONTRACTS - PRIVATE AGENCI	50	17	-32	219	298	79	400	102	74%
320 VSO DUES	0	0	0	25	50	25	300	250	17%
334 MAINTENANCE AGREEMENTS	0	0	0	931	1,422	491	1,400	-22	102%
348 POSTAL CHARGES	0	0	0	59	139	80	600	461	23%
349 PRINTING, STATIONERY AND F	0	0	0	0	0	0	500	500	0%
355 TRAVEL	0	0	0	2,027	937	-1,090	3,700	2,763	25%
399 OTHER CONTRACTED SERVICES	4,482	4,788	306	53,784	57,456	3,672	56,475	-981	102%
435 OFFICE SUPPLIES	312	310	-2	1,940	2,432	492	3,000	568	81%
499 OTHER SUPPLIES AND MATERIA	0	0	0	0	0	0	1,350	1,350	0%
513 WORKERS' COMPENSATION INSU	0	0	0	972	897	-75	980	83	92%
708 COMMUNICATION EQUIPMENT	0	0	0	30	0	-30	0	0	0%
709 DATA PROCESSING EQUIPMENT	0	0	0	1,936	0	-1,936	2,355	2,355	0%
711 FURNITURE AND FIXTURES	0	0	0	0	0	0	1,500	1,500	0%
---	8,547	10,449	1,900	102,965	119,589	16,625	120,733	1,145	99%
---	8,547	10,449	1,900	102,965	119,589	16,625	120,733	1,145	99%
=====									
58500 CONTRIBUTIONS TO OTHER AGENCIE									
000 -									
316 CONTRIBUTIONS	18,000	4,500	-13,500	40,500	40,500	0	40,500	0	100%
---	18,000	4,500	-13,500	40,500	40,500	0	40,500	0	100%
---	18,000	4,500	-13,500	40,500	40,500	0	40,500	0	100%
=====									
58808 BJJ FY20 CORONA VIRUS EMER SUP									
000 -									
431 CORONA VIRUS/LAW ENFORCE S	0	0	0	36,307	0	-36,307	0	0	0%
---	0	0	0	36,307	0	-36,307	0	0	0%
---	0	0	0	36,307	0	-36,307	0	0	0%
=====									

Account Level	June	June	MONTHLY	2022-23	2023-24	Y-O-Y	2023-24	REMAINING	% OF
Obj Description	2022-23	2023-24	CHANGE	Activity	Activity	CHANGE	BUDGET	BUDGET	BUDGET
101									
99100									
000									
590 TRANSFERS TO OTHER FUNDS	0	0	0	162,483	0	-162,483	0	0	0%
---	0	0	0	162,483	0	-162,483	0	0	0%
---	0	0	0	162,483	0	-162,483	0	0	0%
---	6,968,829	5,656,805	-1,312,036	53,623,245	54,833,002	1,209,744	58,305,014	3,472,194	94%

Obj	Account Level Description	June 2022-23	June 2023-24	MONTHLY CHANGE	2022-23 Activity	2023-24 Activity	Y-O-Y CHANGE	2023-24 BUDGET	REMAINING BUDGET	% OF BUDGET
116	SOLID WASTE FUND									
55732	CONVENIENCE CENTERS									
000	-									
105	SUPERVISOR'DIRECTOR	5,050	5,152	102	60,954	64,896	3,942	64,974	78	100%
141	FOREMEN	-1,548	5,400	6,948	6,409	42,480	36,071	47,000	4,520	90%
147	TRUCK DRIVERS	12,723	12,459	-264	138,900	156,651	17,751	156,700	49	100%
164	ATTENDANTS	29,317	34,721	5,403	370,295	407,273	36,979	422,000	14,727	97%
169	PART-TIME PERSONNEL	4,534	3,560	-974	70,346	61,562	-8,784	104,785	43,223	59%
201	SOCIAL SECURITY	2,942	3,567	625	38,212	43,216	5,005	48,990	5,774	88%
202	ADMINISTRATIVE FEES	0	28	28	115	148	33	170	22	87%
204	PENSIONS	5,645	6,300	655	62,491	76,060	13,569	76,640	580	99%
205	EMPLOYEE AND DEPENDENT INS	15,229	20,061	4,832	185,641	210,196	24,555	210,680	484	100%
206	LIFE INSURANCE	85	108	23	1,090	3,516	2,426	3,550	34	99%
212	EMPLOYER MEDICARE	688	834	146	8,936	10,107	1,171	11,460	1,353	88%
307	COMMUNICATION	493	497	4	2,937	3,019	82	2,800	-219	108%
308	CONSULTANTS	0	0	0	0	0	0	3,000	3,000	0%
312	CONTRACTS - PRIVATE AGENCI	17	7	-10	337	658	322	750	92	88%
320	DUES AND MEMBERSHIPS	0	0	0	100	150	50	200	50	75%
322	EVALUATION AND TESTING	0	25	25	0	205	205	400	195	51%
327	FREIGHT	-44	0	44	0	0	0	0	0	0%
333	LICENSES	0	0	0	0	51	51	75	24	68%
335	MAINTENANCE & REPAIR - BLD	0	0	0	0	50	50	7,000	6,950	1%
336	MAINTENANCE & REPAIR - EQU	13,978	3,834	-10,144	33,634	40,340	6,706	45,000	4,660	90%
338	MAINTENANCE & REPAIR - VEH	2,180	4,102	1,923	18,906	30,370	11,464	40,000	9,630	76%
340	MEDICAL AND DENTAL SERVICE	0	0	0	70	60	-10	100	40	60%
348	POSTAL CHARGES	19	10	-8	68	98	31	100	2	98%
350	INTERNET CONNECTIVITY	413	607	194	2,526	3,013	487	5,000	1,987	60%
351	RENTALS	0	0	0	22,067	22,073	6	22,300	228	99%
353	TOWING SERVICES	0	0	0	75	243	168	750	507	32%
355	TRAVEL	0	128	128	359	388	29	1,000	612	39%
356	REGISTRATION FEES	0	0	0	100	150	50	400	250	38%
359	DISPOSAL FEES	60,792	77,273	16,482	331,181	442,320	111,140	527,730	85,410	84%
399	OTHER CONTRACTED SERVICES	0	0	0	0	0	0	500	500	0%
410	CUSTODIAL SUPPLIES	0	0	0	504	974	470	1,000	26	97%
412	DIESEL FUEL	10,664	10,825	161	83,911	68,918	-14,994	100,000	31,082	69%
415	ELECTRICITY	1,273	1,315	41	10,139	9,887	-251	10,300	413	96%
418	EQUIPMENT AND MACHINERY PA	5,954	1,301	-4,653	15,397	4,556	-10,841	10,700	6,144	43%
424	GARAGE SUPPLIES	428	329	-99	1,365	1,264	-100	1,600	336	79%
425	GASOLINE	1,459	1,847	388	9,336	9,053	-283	14,000	4,947	65%
426	GENERAL CONSTRUCTION MATER	209	288	79	1,287	640	-647	2,000	1,360	32%
429	INSTRUCTIONAL SUPPLIES & M	0	0	0	800	1,800	1,000	2,000	200	90%
433	LUBRICANTS	208	87	-122	3,331	4,289	958	6,000	1,711	71%
435	OFFICE SUPPLIES	0	0	0	147	1,377	1,230	1,500	123	92%
442	PROPANE GAS	102	97	-5	805	763	-42	1,400	637	54%
446	SMALL TOOLS	290	1,168	878	1,518	1,654	136	2,500	846	66%
450	TIRES AND TUBES	144	316	172	24,778	23,394	-1,384	25,000	1,606	94%
451	UNIFORMS	0	-21	-21	345	151	-194	600	449	25%
453	VEHICLE PARTS	163	44	-119	1,937	2,091	154	4,000	1,909	52%
454	WATER AND SEWER	320	309	-12	1,808	1,847	40	2,500	653	74%
462	WIRE	0	0	0	6,621	7,101	480	8,000	899	89%
499	OTHER SUPPLIES & MATERIALS	1,346	60	-1,286	4,108	3,039	-1,068	4,900	1,861	62%
502	BUILDING AND CONTENTS INSU	0	0	0	1,214	309	-905	1,500	1,191	21%
506	LIABILITY INSURANCE	0	0	0	3,838	4,773	935	4,800	27	99%
510	TRUSTEE'S COMMISSION	494	421	-72	27,166	27,472	306	28,100	628	98%
511	VEHICLE AND EQUIPMENT INSU	0	0	0	9,673	9,094	-579	9,100	6	100%
513	WORKERS' COMPENSATION INSU	0	0	0	20,530	24,124	3,594	24,200	76	100%

Obj	Account Level Description	June 2022-23	June 2023-24	MONTHLY CHANGE	2022-23 Activity	2023-24 Activity	Y-O-Y CHANGE	2023-24 BUDGET	REMAINING BUDGET	% OF BUDGET
116	SOLID WASTE FUND									
55732	CONVENIENCE CENTERS									
000	-									
515	LIABILITY CLAIMS	0	0	0	1,000	0	-1,000	500	500	0%
590	TRANSFERS TO OTHER FUNDS	0	0	0	32,000	0	-32,000	0	0	0%
733	SOLID WASTE EQUIPMENT	0	0	0	0	3,840	3,840	29,100	25,260	13%
---		175,567	197,059	21,492	1,619,307	1,831,703	212,404	2,099,354	267,652	87%
200	TDEC - USED OIL RECYCLING									
733	Equip TDEC - Used Auto Flu	0	0	0	22,581	0	-22,581	0	0	0%
---		0	0	0	22,581	0	-22,581	0	0	0%
---		175,567	197,059	21,492	1,641,888	1,831,703	189,823	2,099,354	267,652	87%
=====										
55759	OTHER WASTE DISPOSAL									
000	-									
164	ATTENDANTS	2,520	2,832	312	30,688	34,736	4,048	34,795	59	100%
201	SOCIAL SECURITY	156	176	19	1,903	2,154	251	2,160	6	100%
204	PENSIONS	303	347	44	3,692	4,185	493	4,190	5	100%
212	EMPLOYER MEDICARE	37	41	4	445	504	59	505	1	100%
307	COMMUNICATION	0	0	0	0	0	0	1,000	1,000	0%
312	CONTRACTS WITH PRIVATE AGE	22,816	6,856	-15,960	100,000	42,131	-57,869	106,055	63,924	40%
333	LICENSES	0	0	0	25	0	-25	100	100	0%
335	MAINTENANCE & REPAIR - BLD	0	0	0	0	0	0	400	400	0%
336	MAINTENANCE & REPAIR - EQU	0	0	0	0	0	0	500	500	0%
361	PERMITS	150	150	0	375	150	-225	450	300	33%
410	CUSTODIAL SUPPLIES	0	0	0	0	0	0	200	200	0%
415	ELECTRICITY	88	87	-1	1,007	1,080	73	1,200	120	90%
454	WATER AND SEWER	14	14	0	155	164	8	250	86	66%
499	OTHER SUPPLIES AND MATERIA	0	0	0	0	0	0	350	350	0%
---		26,084	10,503	-15,582	138,290	85,104	-53,187	152,155	67,051	56%
---		26,084	10,503	-15,582	138,290	85,104	-53,187	152,155	67,051	56%
=====										
---		201,651	207,562	5,910	1,780,178	1,916,807	136,636	2,251,509	334,703	85%
=====										

Account Level	June	June	MONTHLY	2022-23	2023-24	Y-O-Y	2023-24	REMAINING	% OF
Obj Description	2022-23	2023-24	CHANGE	Activity	Activity	CHANGE	BUDGET	BUDGET	BUDGET
122 DRUG FUND									
54150 DRUG ENFORCEMENT									
000 -									
312 CONTRACTS - PRIVATE AGENCI	0	0	0	4,613	4,613	0	5,000	387	92%
316 CONTRIBUTIONS	0	0	0	0	0	0	1,000	1,000	0%
319 CONFIDENTIAL DRUG ENFORC P	0	0	0	10,000	5,000	-5,000	10,000	5,000	50%
320 DUES AND MEMBERSHIPS	0	0	0	165	0	-165	250	250	0%
333 LICENSES	0	0	0	120	0	-120	120	120	0%
351 RENTALS	0	0	0	241	0	-241	0	0	0%
355 TRAVEL	1,282	0	-1,282	4,594	14,645	10,051	10,000	-4,645	146%
431 LAW ENFORCEMENT SUPPLIES	219	3,456	3,237	7,899	17,725	9,826	10,000	-7,725	177%
499 OTHER SUPPLIES AND MATERIA	449	0	-449	7,993	0	-7,993	9,500	9,500	0%
510 TRUSTEE'S COMMISSION	18	13	-5	206	866	661	600	-266	144%
709 DATA PROCESSING EQUIPMENT	0	0	0	4,918	0	-4,918	0	0	0%
716 LAW ENFORCEMENT EQUIPMENT	17,500	0	-17,500	17,725	136,090	118,365	136,400	310	100%
---	19,468	3,469	-15,999	58,474	178,939	120,466	182,870	3,931	98%
---	19,468	3,469	-15,999	58,474	178,939	120,466	182,870	3,931	98%
=====	=====	=====	=====	=====	=====	=====	=====	=====	=====
---	19,468	3,469	-15,999	58,474	178,939	120,466	182,870	3,931	98%
=====	=====	=====	=====	=====	=====	=====	=====	=====	=====

Obj	Account Level Description	June 2022-23	June 2023-24	MONTHLY CHANGE	2022-23 Activity	2023-24 Activity	Y-O-Y CHANGE	2023-24 BUDGET	REMAINING BUDGET	% OF BUDGET
127	ARPA - SPECIAL REVENUE FUND									
58831	AMERICAN RESCUE PLAN 2021-22									
060	ARPA REVENUE LOSS									
316	APP PROD COOPERATIVE - ARP	0	0	0	2,000,000	0	-2,000,000	0	0	0%
316	AGRICULTURE LEARNING CENTE	0	0	0	0	0	0	500,000	500,000	0%
316	CONTRIBUTION TO FIRE DEPTS	379,510	0	-379,510	1,498,000	0	-1,498,000	0	0	0%
316	HOLSTON HABITAT FOR HUMANI	300,000	0	-300,000	300,000	0	-300,000	0	0	0%
316	JC LIBRARY COMMUNITY ROOM	0	0	0	0	0	0	65,832	65,832	0%
590	TRANSFER TO OTHER FUNDS	2,600,000	0	-2,600,000	5,000,000	0	-5,000,000	0	0	0%
790	JB WATERLINE OTH EQUIP - A	0	0	0	10,376	176,841	166,466	177,000	159	100%
799	WATER PROJECTS CONSULTING	7,348	190	-7,158	10,300	190	-10,110	0	-190	0%
799	WATERLINE EXTENSIONS - WCI	0	0	0	18,605	0	-18,605	0	0	0%
799	JB WATERLINE CREW - ARPA	74,203	0	-74,203	222,608	296,810	74,203	300,000	3,190	99%
799	JB WATERLINE MATERIALS - A	7,946	0	-7,946	7,946	0	-7,946	1,222,606	1,222,606	0%
799	JB W/LINE MALONE/BILL COX/	0	0	0	25,767	0	-25,767	0	0	0%
799	JB W/LINE SAYLOR/BOWMANTOW	13,825	0	-13,825	80,962	72,020	-8,943	0	-72,020	0%
799	JB W/LINE DRY CREEK	149,020	19,210	-129,810	151,543	210,333	58,790	0	-210,333	0%
799	JB W/LINE TAYLOR BRIDGE	83,798	0	-83,798	126,941	498,073	371,131	0	-498,073	0%
799	JB W/LINE JACKSON BRIDGE	0	0	0	0	243,149	243,149	0	-243,149	0%
799	MCCALL RD	0	132,456	132,456	0	132,456	132,456	0	-132,456	0%
799	ROCKHOUSE RD	0	58,404	58,404	0	58,404	58,404	0	-58,404	0%
799	EMS CONTRIBUTION - STRETCH	0	0	0	620,669	0	-620,669	0	0	0%
799	SHERIFF BALLISTIC SHIELDS	0	0	0	216,000	0	-216,000	0	0	0%
---		3,615,650	210,260	-3,405,390	10,289,717	1,688,276	-8,601,441	2,265,438	577,162	75%
302	JC-KPT-CHUCKEY WATER PROJECTS									
309	JC-KPT-CHUCKEY WATER PROJE	0	0	0	0	0	0	2,350,000	2,350,000	0%
---		0	0	0	0	0	0	2,350,000	2,350,000	0%
---		3,615,650	210,260	-3,405,390	10,289,717	1,688,276	-8,601,441	4,615,438	2,927,162	37%
=====										
58832	ARPA GRANT 2 - TN WATER INFRAS									
301	TDEC ARPA WATER PROJECTS									
310	FTDD - GRANT ADMINISTRATIO	19,519	143,975	124,456	19,519	191,966	172,448	191,967	1	100%
799	TDEC ARPA WATERLINE CONSTR	0	585,570	585,570	0	5,123,045	5,123,045	7,390,339	2,267,294	69%
---		19,519	729,545	710,026	19,519	5,315,011	5,295,493	7,582,306	2,267,295	70%
---		19,519	729,545	710,026	19,519	5,315,011	5,295,493	7,582,306	2,267,295	70%
=====										
91140	PUBLIC HEALTH AND WELFARE PROJ									
836	TDOH - ARPA CAPITAL GRANT 2023									
707	BLDG IMPRVMENTS - TDOH ARPA	0	67,700	67,700	0	67,700	67,700	450,000	382,300	15%
---		0	67,700	67,700	0	67,700	67,700	450,000	382,300	15%
---		0	67,700	67,700	0	67,700	67,700	450,000	382,300	15%
=====										

Account Level	June	June	MONTHLY	2022-23	2023-24	Y-O-Y	2023-24	REMAINING	% OF
Obj Description	2022-23	2023-24	CHANGE	Activity	Activity	CHANGE	BUDGET	BUDGET	BUDGET
127	ARPA - SPECIAL REVENUE FUND								
99100	TRANSFERS OUT								
000	-								
590 TRANSFER TO OTHER FUNDS	0	2,000,000	2,000,000	2,263,745	2,000,000	-263,745	2,000,000	0	100%
---	0	2,000,000	2,000,000	2,263,745	2,000,000	-263,745	2,000,000	0	100%
---	0	2,000,000	2,000,000	2,263,745	2,000,000	-263,745	2,000,000	0	100%
---	3,635,169	3,007,505	-627,664	12,572,981	9,070,987	-3,501,993	14,647,744	5,576,757	62%

Account Level	June	June	MONTHLY	2022-23	2023-24	Y-O-Y	2023-24	REMAINING	% OF
Obj Description	2022-23	2023-24	CHANGE	Activity	Activity	CHANGE	BUDGET	BUDGET	BUDGET
128	OPIOID LITIGATION SETTLEMENT								
55170	ALCOHOL AND DRUG PROGRAM								
000	-								
590 TRANSFERS TO OTHER FUNDS	0	0	0	0	337,049	337,049	523,049	186,000	64%
---	0	0	0	0	337,049	337,049	523,049	186,000	64%
---	0	0	0	0	337,049	337,049	523,049	186,000	64%
=====									
58190	OTHER ECONOMIC AND COMMUNITY D								
244	OPIOID SETTLEMENT PAYMENTS								
316 JC CHAMBER WORKFORCE DEV	100,000	0	-100,000	100,000	0	-100,000	0	0	0%
---	100,000	0	-100,000	100,000	0	-100,000	0	0	0%
---	100,000	0	-100,000	100,000	0	-100,000	0	0	0%
---	100,000	0	-100,000	100,000	337,049	237,049	523,049	186,000	64%
=====									

Obj	Account Level Description	June 2022-23	June 2023-24	MONTHLY CHANGE	2022-23 Activity	2023-24 Activity	Y-O-Y CHANGE	2023-24 BUDGET	REMAINING BUDGET	% OF BUDGET
131	HIGHWAY FUND									
61000	ADMINISTRATION									
000	-									
101	COUNTY OFFICIAL	10,887	11,433	546	130,642	137,175	6,533	137,175	0	100%
103	ASSISTANT	-10,681	7,090	17,771	85,738	90,022	4,285	90,024	2	100%
120	COMPUTER PROGRAMMER(S)	3,733	4,035	302	46,395	50,147	3,752	50,148	1	100%
161	SECRETARY(S)	8,680	9,086	407	95,006	113,733	18,727	113,733	0	100%
189	OTHER SALARIES & WAGES	974	1,100	126	9,900	14,300	4,400	17,006	2,706	84%
201	SOCIAL SECURITY	822	1,980	1,159	22,243	24,606	2,363	25,075	469	98%
202	HANDLING CHARGES & ADMINIS	0	84	84	413	384	-29	1,000	616	38%
204	PENSIONS	3,151	4,175	1,025	42,194	48,214	6,020	48,655	441	99%
205	EMPLOYEE AND DEPENDENT INS	4,537	4,269	-268	47,717	47,403	-315	72,030	24,627	66%
206	LIFE INSURANCE	396	444	48	11,149	22,053	10,904	24,700	2,647	89%
210	UNEMPLOYMENT COMPENSATION	0	0	0	532	0	-532	13,500	13,500	0%
212	EMPLOYER MEDICARE	192	463	271	5,202	5,755	552	5,865	110	98%
299	OTHER FRINGE BENEFITS	51	-6	-57	294	153	-141	600	447	26%
302	ADVERTISING	0	0	0	74	0	-74	2,000	2,000	0%
307	COMMUNICATION	355	627	273	5,110	5,870	760	10,000	4,130	59%
312	CONTRACTS - PRIVATE AGENCI	2,826	0	-2,826	4,029	1,790	-2,239	4,500	2,710	40%
320	DUES AND MEMBERSHIPS	110	0	-110	4,907	4,919	12	5,500	581	89%
322	EVALUATION AND TESTING	1,421	843	-578	6,715	7,801	1,086	9,500	1,699	82%
327	FREIGHT EXPENSES	0	0	0	10	0	-10	820	820	0%
328	JANITORIAL SERVICES	800	900	100	5,400	5,300	-100	5,600	300	95%
330	LEASE/SBITA PAYMENTS	0	207	207	0	207	207	210	3	99%
332	LEGAL NOTICES, RECORDING A	165	0	-165	177	270	93	2,500	2,230	11%
333	LICENSES	0	230	230	1,002	430	-573	1,000	571	43%
334	MAINTENANCE AGREEMENTS	181	120	-61	9,917	10,649	732	15,000	4,351	71%
337	MAINTENANCE & REPAIR - OFF	0	0	0	0	0	0	200	200	0%
347	PEST CONTROL	0	60	60	760	600	-160	800	200	75%
348	POSTAL CHARGES	0	0	0	116	0	-116	150	150	0%
349	PRINTING	0	0	0	463	138	-325	587	449	24%
350	INTERNET CONNECTIVITY	345	345	0	4,096	4,172	76	4,180	8	100%
351	RENTALS	123	0	-123	1,230	1,476	246	1,500	24	98%
355	TRAVEL	0	207	207	2,656	3,164	508	5,000	1,836	63%
356	REGISTRATION FEES	0	0	0	475	1,460	985	1,500	40	97%
399	OTHER CONTRACTED SERVICES	0	0	0	480	0	-480	0	0	0%
410	CUSTODIAL SUPPLIES	27	0	-27	694	992	298	1,000	8	99%
411	DATA PROCESSING SUPPLIES	0	0	0	828	784	-44	1,800	1,016	44%
415	ELECTRICITY	586	500	-86	3,752	3,102	-651	5,000	1,898	62%
426	GENERAL CONSTRUCTION MATER	0	0	0	178	421	243	500	79	84%
434	NATURAL GAS	95	108	13	2,447	1,955	-492	3,000	1,045	65%
435	OFFICE SUPPLIES	55	723	668	470	1,788	1,318	2,600	812	69%
454	WATER AND SEWER	222	224	3	956	1,256	300	2,000	744	63%
471	SOFTWARE	0	0	0	0	0	0	210	210	0%
499	OTH.SUPPLIES & MAT(SAFETY	0	0	0	122	1,315	1,193	1,590	275	83%
502	BUILDING AND CONTENTS INSU	0	0	0	6,997	16,292	9,295	16,292	0	100%
506	LIABILITY INSURANCE	0	0	0	13,058	14,355	1,297	15,000	645	96%
508	PREMIUMS ON CORPORATE SURE	0	0	0	50	0	-50	0	0	0%
510	TRUSTEE'S COMMISSION	5,338	3,251	-2,087	136,692	134,734	-1,958	133,000	-1,734	101%
511	VEHICLE AND EQUIPMENT INSU	0	0	0	57,021	78,864	21,843	78,864	0	100%
513	WORKERS' COMPENSATION INSU	0	9,432	9,432	112,535	71,538	-40,997	130,000	58,462	55%
515	LIABILITY CLAIMS	0	0	0	500	0	-500	0	0	0%
530	FINES, ASSESSMENTS, PENALT	0	0	0	14	0	-14	50	50	0%
599	OTHER CHARGES	0	0	0	0	321	321	450	129	71%
707	BUILDING IMPROVEMENTS	0	0	0	0	11,765	11,765	11,800	35	100%
709	DATA PROCESSING EQUIPMENT	0	0	0	4,194	0	-4,194	6,800	6,800	0%

Obj	Account Level Description	June 2022-23	June 2023-24	MONTHLY CHANGE	2022-23 Activity	2023-24 Activity	Y-O-Y CHANGE	2023-24 BUDGET	REMAINING BUDGET	% OF BUDGET
131	HIGHWAY FUND									
61000	ADMINISTRATION									
000	-									
---		35,391	61,930	26,544	885,550	941,673	56,120	1,080,014	138,342	87%
---		35,391	61,930	26,544	885,550	941,673	56,120	1,080,014	138,342	87%
=====										
62000	HIGHWAY AND BRIDGE MAINTENANCE									
000	-									
105	SUPERVISOR'DIRECTOR	6,097	6,286	190	72,308	79,597	7,289	79,597	0	100%
141	FOREMAN	18,642	11,302	-7,341	229,416	193,795	-35,622	252,336	58,541	77%
144	EQUIPMENT OPERATORS - HEAV	29,719	34,178	4,459	328,274	369,618	41,344	496,082	126,464	75%
145	EQUIPMENT OPERATORS - LIGH	10,116	17,379	7,263	126,825	164,165	37,340	286,104	121,939	57%
147	TRUCK DRIVERS	22,950	39,350	16,400	354,116	399,207	45,092	501,997	102,790	80%
149	LABORERS	30,902	41,387	10,486	288,107	463,281	175,174	463,728	447	100%
169	PART-TIME PERSONNEL	0	0	0	0	0	0	3,900	3,900	0%
187	OVERTIME PAY	-164	0	164	61	0	-61	4,000	4,000	0%
201	SOCIAL SECURITY	6,938	8,785	1,847	81,986	98,556	16,571	129,668	31,112	76%
204	PENSIONS	13,813	16,761	2,948	161,150	185,327	24,177	251,597	66,270	74%
205	EMPLOYEE AND DEPENDENT INS	39,506	49,926	10,421	481,452	526,509	45,057	579,335	52,826	91%
212	EMPLOYER MEDICARE	1,623	2,055	432	19,174	23,050	3,876	30,362	7,312	76%
299	OTHER FRINGE BENEFITS	102	-69	-171	102	90	-12	300	210	30%
307	COMMUNICATION	348	324	-24	4,113	3,884	-229	6,000	2,116	65%
312	CONTRACTS WITH PRIVATE AGE	442	0	-442	7,325	1,499	-5,826	50,000	48,501	3%
321	ENGINEERING SERVICES	0	0	0	0	0	0	15,000	15,000	0%
327	FREIGHT EXPENSES	0	0	0	0	787	787	1,000	213	79%
335	MAINTENANCE AND REPAIR BLD	8,750	0	-8,750	8,750	0	-8,750	0	0	0%
336	MAINTENANCE & REPAIR - EQU	0	0	0	0	584	584	4,960	4,376	12%
350	INTERNET CONNECTIVITY	121	121	0	1,378	1,414	36	1,600	186	88%
351	RENTALS	0	0	0	391	88	-303	500	412	18%
359	DISPOSAL FEES	250	0	-250	250	548	298	1,000	452	55%
361	PERMITS	0	0	0	830	1,020	190	2,000	980	51%
408	CONCRETE	0	0	0	7,530	3,220	-4,310	10,000	6,780	32%
409	CRUSHED STONE	9,180	3,798	-5,382	38,112	84,627	46,516	93,400	8,773	91%
411	DATA PROCESSING SUPPLIES	0	1,505	1,505	0	1,505	1,505	1,505	0	100%
412	DIESEL FUEL	9,005	9,393	388	122,177	103,538	-18,640	150,000	46,462	69%
415	ELECTRICITY	4,509	1,271	-3,238	17,073	8,194	-8,879	10,000	1,806	82%
417	EQUIPMENT PARTS'LIGHT	0	1,351	1,351	1,104	3,930	2,826	7,200	3,270	55%
420	FERTILIZER	799	88	-712	8,647	1,301	-7,346	3,000	1,699	43%
425	GASOLINE	8,504	4,505	-3,999	91,767	77,537	-14,230	95,000	17,463	82%
426	GENERAL CONSTRUCTION MATER	366	578	213	6,438	5,166	-1,273	9,000	3,834	57%
427	ICE	0	0	0	111	0	-111	400	400	0%
436	OTHER ROAD MATERIALS - PAI	41,360	0	-41,360	91,720	32,035	-59,685	80,000	47,965	40%
440	PIPE - METAL	7,600	12,109	4,510	31,457	27,666	-3,791	31,500	3,834	88%
444	SALT	0	0	0	8,841	38,476	29,635	74,000	35,524	52%
446	SMALL TOOLS	675	522	-153	2,085	2,162	77	2,500	338	86%
451	UNIFORMS	0	0	0	65	11,832	11,767	12,000	168	99%
454	WATER AND SEWER	162	180	18	1,157	1,755	599	1,690	-65	104%
467	FENCING	936	0	-936	956	0	-956	1,500	1,500	0%
468	CHEMICALS	0	0	0	7,593	0	-7,593	0	0	0%
499	OTHER SUPPLIES AND MATERIA	0	110	110	1,208	115	-1,094	4,995	4,881	2%
599	OTHER CHARGES	0	0	0	0	0	0	2,350	2,350	0%
---		273,251	263,195	-10,053	2,604,049	2,916,078	312,029	3,751,106	835,029	78%

Obj	Account Level Description	June 2022-23	June 2023-24	MONTHLY CHANGE	2022-23 Activity	2023-24 Activity	Y-O-Y CHANGE	2023-24 BUDGET	REMAINING BUDGET	% OF BUDGET
131	HIGHWAY FUND									
62000	HIGHWAY AND BRIDGE MAINTENANCE									
000	-									
---		273,251	263,195	-10,053	2,604,049	2,916,078	312,029	3,751,106	835,029	78%
=====										
63100	OPERATION AND MAINTENANCE OF E									
000	-									
132	MATERIALS SUPERVISOR	3,906	4,200	294	48,546	52,312	3,766	55,640	3,328	94%
141	FOREMAN	7,351	2,099	-5,252	158,689	92,887	-65,802	193,440	100,553	48%
142	MECHANICS	10,048	12,982	2,934	103,395	162,928	59,533	212,264	49,336	77%
187	OVERTIME PAY	0	0	0	0	0	0	3,000	3,000	0%
201	SOCIAL SECURITY	1,261	1,144	-117	18,381	18,370	-10	28,604	10,234	64%
204	PENSIONS	1,415	2,867	1,452	32,320	33,816	1,496	55,500	21,684	61%
205	EMPLOYEE AND DEPENDENT INS	4,620	3,576	-1,044	67,118	50,586	-16,532	99,330	48,744	51%
212	EMPLOYER MEDICARE	295	268	-27	4,299	4,296	-2	6,690	2,394	64%
307	COMMUNICATION	156	128	-28	1,558	1,504	-54	3,000	1,496	50%
327	FREIGHT EXPENSES	587	291	-296	3,956	6,914	2,959	9,000	2,086	77%
327	DISCOUNTS TAKEN	0	0	0	25	40	15	0	-40	0%
334	MAINTENANCE AGREEMENTS	30	33	3	3,178	2,686	-493	5,060	2,375	53%
335	MAINTENANCE & REPAIR - BLD	0	100	100	0	193	193	2,000	1,807	10%
336	MAINTENANCE & REPAIR - EQU	2,839	6,957	4,118	32,148	22,175	-9,973	28,500	6,325	78%
338	MAINTENANCE & REPAIR - VEH	1,005	884	-122	13,212	24,746	11,534	28,930	4,184	86%
350	INTERNET CONNECTIVITY	0	36	36	496	430	-66	600	170	72%
351	RENTALS	0	0	0	95	1,058	963	1,500	442	71%
353	TOW'IN SERVICES	0	0	0	124	0	-124	500	500	0%
410	CUSTODIAL SUPPLIES	1,044	1,297	254	6,063	5,178	-885	5,200	22	100%
411	DATA PROCESSING SUPPLIES	0	0	0	0	5,670	5,670	5,670	0	100%
415	ELECTRICITY	859	738	-122	6,961	6,167	-794	9,000	2,833	69%
416	EQUIPMENT PARTS - HEAVY	7,212	25,400	18,188	85,852	98,391	12,539	118,600	20,209	83%
417	EQUIPMENT PARTS - LIGHT	10,976	3,642	-7,334	75,343	119,791	44,448	144,300	24,509	83%
417	DISCOUNTS TAKEN	0	0	0	-9	0	9	0	0	0%
418	EQUIPMENT PARTS - OTHER	0	0	0	77	121	44	200	79	61%
424	GARAGE SUPPLIES	8,088	761	-7,327	37,747	30,395	-7,352	30,500	105	100%
424	DISCOUNTS TAKEN	-1	0	1	-3	0	3	0	0	0%
426	GENERAL CONSTRUCTION MATER	185	139	-46	3,551	4,082	531	6,500	2,418	63%
433	LUBRICANTS	886	0	-886	27,538	33,500	5,962	34,455	955	97%
435	OFFICE SUPPLIES (GARAGE)	0	684	684	1,184	1,181	-3	1,200	19	98%
440	PIPE - METAL	0	0	0	2,958	1,097	-1,861	1,500	403	73%
442	PROPANE GAS	1,699	415	-1,283	10,512	10,685	173	12,000	1,315	89%
446	SMALL TOOLS	436	328	-108	3,132	4,007	875	4,500	493	89%
450	TIRES AND TUBES	22,836	27,363	4,527	49,352	44,340	-5,012	44,500	160	100%
453	VEHICLE PARTS	0	0	0	43	0	-43	0	0	0%
471	SOFTWARE	0	0	0	0	0	0	100	100	0%
499	OTHER SUPPLIES AND MATERIA	100	100	0	453	2,603	2,150	2,540	-63	102%
707	BUILDING IMPROVEMENTS	0	0	0	10,590	3,045	-7,545	3,045	0	100%
714	HIGHWAY EQUIPMENT	0	0	0	0	21,550	21,550	22,000	450	98%
---		87,833	96,432	8,599	808,884	866,744	57,862	1,179,368	312,625	73%
---		87,833	96,432	8,599	808,884	866,744	57,862	1,179,368	312,625	73%
=====										

Obj	Account Level Description	June 2022-23	June 2023-24	MONTHLY CHANGE	2022-23 Activity	2023-24 Activity	Y-O-Y CHANGE	2023-24 BUDGET	REMAINING BUDGET	% OF BUDGET
131	HIGHWAY FUND									
63500	ASPHALT PLANT OPERATIONS									
000	-									
141	FOREMAN	6,480	10,282	3,802	108,472	111,867	3,395	117,333	5,466	95%
143	EQUIPMENT OPERATORS	15,583	11,675	-3,907	257,555	172,322	-85,232	331,760	159,438	52%
147	TRUCK DRIVERS	31,373	44,300	12,926	478,789	513,034	34,245	621,276	108,242	83%
149	LABORERS	21,393	23,901	2,507	215,932	304,216	88,284	317,637	13,421	96%
187	OVERTIME PAY	98	0	-98	351	0	-351	2,000	2,000	0%
189	OTHER SALARIES & WAGES	0	0	0	0	0	0	3,000	3,000	0%
201	SOCIAL SECURITY	4,380	5,280	900	61,994	64,846	2,853	86,367	21,521	75%
204	PENSIONS	7,962	11,521	3,559	117,983	121,288	3,306	167,579	46,291	72%
205	EMPLOYEE AND DEPENDENT INS	24,706	26,683	1,977	330,971	299,764	-31,207	349,640	49,876	86%
212	EMPLOYER MEDICARE	1,024	1,235	210	14,499	15,166	667	20,199	5,033	75%
307	COMMUNICATION	80	84	4	1,013	973	-40	2,000	1,027	49%
312	CONTRACTS - PRIVATE AGENCI	414	672	258	5,065	25,396	20,331	28,750	3,354	88%
327	FREIGHT EXPENSES	463	2,979	2,516	22,481	31,963	9,482	33,000	1,037	97%
333	LICENSES	0	0	0	0	50	50	550	500	9%
336	MAINTENANCE & REPAIR - EQU	0	0	0	0	6,312	6,312	7,000	688	90%
350	INTERNET CONNECTIVITY	36	36	0	443	448	5	600	152	75%
351	RENTALS	0	0	0	0	0	0	1,000	1,000	0%
361	PERMITS	0	0	0	475	350	-125	475	125	74%
404	ASPHALT ' HOT MIX	14,873	102,812	87,939	1,047,423	1,043,983	-3,440	1,075,000	31,017	97%
404	ASPH - HOT MIX/DISCOUNTS T	-149	-1,028	-879	-9,728	-9,781	-53	0	9,781	0%
405	ASPHALT ' LIQUID	0	16,213	16,213	33,334	81,350	48,016	100,000	18,650	81%
409	CRUSHED STONE	-13,630	29,195	42,825	235,160	385,728	150,568	433,500	47,772	89%
412	DIESEL FUEL	18,638	14,501	-4,137	159,485	173,245	13,761	200,000	26,755	87%
415	ELECTRICITY	4,902	11,165	6,263	31,136	52,553	21,418	55,000	2,447	96%
418	EQUIPMENT AND MACHINERY PA	281	1,945	1,664	6,895	24,477	17,581	24,500	23	100%
423	FUEL OIL	0	20,400	20,400	56,430	81,600	25,170	81,600	0	100%
426	GENERAL CONSTRUCTION MATER	505	0	-505	4,199	1,257	-2,941	1,800	543	70%
433	LUBRICANTS	0	0	0	1,475	1,283	-192	1,500	217	86%
434	NATURAL GAS	87	100	13	813	632	-181	1,700	1,068	37%
445	SAND	0	232	232	1,130	7,147	6,017	30,000	22,853	24%
454	WATER AND SEWER	282	339	57	1,587	1,925	338	1,800	-125	107%
499	OTHER SUPPLIES AND MATERIA	0	292	292	580	816	236	1,300	484	63%
599	OTHER CHARGES	0	0	0	0	475	475	500	25	95%
703	ASPHALT PLANT EQUIPMENT	32,519	0	-32,519	51,313	17,744	-33,569	29,493	11,749	60%
707	BUILDING IMPROVEMENTS	0	0	0	0	3,907	3,907	3,907	0	100%
---		172,300	334,814	162,512	3,237,255	3,536,336	299,086	4,131,766	595,430	86%
---		172,300	334,814	162,512	3,237,255	3,536,336	299,086	4,131,766	595,430	86%
=====										

63600 TRAFFIC CONTROL
000 -

132	MATERIALS SUPERVISOR	3,545	3,814	269	43,509	47,354	3,845	50,960	3,606	93%
149	LABORERS	-731	0	731	5,502	29,027	23,525	38,272	9,245	76%
187	OVERTIME PAY	0	0	0	0	0	0	1,000	1,000	0%
201	SOCIAL SECURITY	158	213	54	2,854	4,451	1,597	5,533	1,082	80%
204	PENSIONS	426	467	41	5,234	8,448	3,214	10,735	2,287	79%
205	EMPLOYEE AND DEPENDENT INS	1,774	1,916	142	21,289	31,519	10,230	33,465	1,946	94%
212	EMPLOYER MEDICARE	37	50	13	667	1,041	374	1,294	253	80%
327	FREIGHT EXPENSES	0	0	0	48	106	58	500	394	21%
443	ROAD SIGNS	999	0	-999	14,462	11,902	-2,560	12,000	98	99%
446	SMALL TOOLS	339	0	-339	339	0	-339	0	0	0%

Account Level	June	June	MONTHLY	2022-23	2023-24	Y-O-Y	2023-24	REMAINING	% OF
Obj Description	2022-23	2023-24	CHANGE	Activity	Activity	CHANGE	BUDGET	BUDGET	BUDGET
131 HIGHWAY FUND									
63600 TRAFFIC CONTROL									
000 -									
468 CHEMICALS	4,993	0	-4,993	4,993	8,034	3,041	9,700	1,666	83%
499 OTHER SUPPLIES AND MATERIA	0	0	0	0	344	344	1,000	656	34%
---	11,540	6,460	-5,081	98,897	142,226	43,329	164,459	22,233	86%
---	11,540	6,460	-5,081	98,897	142,226	43,329	164,459	22,233	86%
=====	=====	=====	=====	=====	=====	=====	=====	=====	=====
68000 CAPITAL OUTLAY									
000 -									
327 FREIGHT EXPENSES	0	0	0	0	0	0	500	500	0%
705 BRIDGE CONSTRUCTION	31,600	0	-31,600	31,600	0	-31,600	275,000	275,000	0%
713 HIGHWAY CONSTRUCTION	128,267	0	-128,267	178,421	0	-178,421	1	1	0%
714 HIGHWAY EQUIPMENT	0	0	0	137,953	98,652	-39,301	98,654	2	100%
715 LAND	0	0	0	0	55,000	55,000	55,000	0	100%
718 MOTOR VEHICLES	0	516,586	516,586	100,004	516,586	416,582	661,970	145,384	78%
790 OTHER EQUIPMENT	0	0	0	18,847	0	-18,847	0	0	0%
---	159,867	516,586	356,719	466,825	670,238	203,413	1,091,125	420,887	61%
604 TOMMY CAMPBELL RD BRIDGE									
705 BRIDGE CONSTR - TOMMY CAMP	0	0	0	0	0	0	1,322,076	1,322,076	0%
---	0	0	0	0	0	0	1,322,076	1,322,076	0%
606 JARRETT ROAD BRIDGE									
705 JARRETT ROAD BRIDGE	0	0	0	0	612,557	612,557	624,424	11,867	98%
---	0	0	0	0	612,557	612,557	624,424	11,867	98%
607 BOWMANTOWN RD BRIDGE									
705 BRIDGE CONSTR/BOWMANTOWN R	0	98,398	98,398	0	107,950	107,950	110,000	2,050	98%
---	0	98,398	98,398	0	107,950	107,950	110,000	2,050	98%
---	159,867	614,984	455,117	466,825	1,390,745	923,920	3,147,625	1,756,880	44%
=====	=====	=====	=====	=====	=====	=====	=====	=====	=====
---	740,182	1,377,815	637,638	8,101,460	9,793,802	1,692,346	13,454,338	3,660,539	73%
=====	=====	=====	=====	=====	=====	=====	=====	=====	=====

Account Level	June	June	MONTHLY	2022-23	2023-24	Y-O-Y	2023-24	REMAINING	% OF
Obj Description	2022-23	2023-24	CHANGE	Activity	Activity	CHANGE	BUDGET	BUDGET	BUDGET
151 GENERAL DEBT SERVICE FUND									
82110 GENERAL GOVERNMENT - PRINCIPAL									
000 -									
601 PRINCIPAL ON BONDS	0	0	0	1,375,000	1,425,000	50,000	1,425,000	0	100%
---	0	0	0	1,375,000	1,425,000	50,000	1,425,000	0	100%
---	0	0	0	1,375,000	1,425,000	50,000	1,425,000	0	100%
=====	=====	=====	=====	=====	=====	=====	=====	=====	=====
82130 EDUCATION - PRINCIPAL									
000 -									
601 PRINCIPAL ON BONDS	0	0	0	6,055,000	5,630,000	-425,000	5,630,000	0	100%
---	0	0	0	6,055,000	5,630,000	-425,000	5,630,000	0	100%
---	0	0	0	6,055,000	5,630,000	-425,000	5,630,000	0	100%
=====	=====	=====	=====	=====	=====	=====	=====	=====	=====
82210 GENERAL GOVERNMENT - INTEREST									
000 -									
603 INTEREST ON BONDS	0	0	0	994,918	939,218	-55,700	939,218	0	100%
---	0	0	0	994,918	939,218	-55,700	939,218	0	100%
---	0	0	0	994,918	939,218	-55,700	939,218	0	100%
=====	=====	=====	=====	=====	=====	=====	=====	=====	=====
82230 EDUCATION - INTEREST									
000 -									
603 INTEREST ON BONDS	0	0	0	3,823,960	3,573,925	-250,035	3,573,925	0	100%
---	0	0	0	3,823,960	3,573,925	-250,035	3,573,925	0	100%
---	0	0	0	3,823,960	3,573,925	-250,035	3,573,925	0	100%
=====	=====	=====	=====	=====	=====	=====	=====	=====	=====
82310 GENERAL GOVERNMENT - OTHER DS									
000 -									
510 TRUSTEE'S COMMISSION	5,242	3,476	-1,766	274,064	190,424	-83,641	275,000	84,576	69%
699 OTHER DEBT SERVICE	0	0	0	4,941	1,971	-2,970	6,500	4,529	30%
---	5,242	3,476	-1,766	279,005	192,395	-86,611	281,500	89,105	68%
---	5,242	3,476	-1,766	279,005	192,395	-86,611	281,500	89,105	68%
=====	=====	=====	=====	=====	=====	=====	=====	=====	=====
99100 TRANSFERS OUT									
000 -									
590 TRANSFERS TO OTHER FUNDS	2,500,000	0	-2,500,000	2,500,000	0	-2,500,000	2,500,000	2,500,000	0%
---	2,500,000	0	-2,500,000	2,500,000	0	-2,500,000	2,500,000	2,500,000	0%
---	2,500,000	0	-2,500,000	2,500,000	0	-2,500,000	2,500,000	2,500,000	0%
---	2,505,242	3,476	-2,501,766	15,027,883	11,760,538	-3,267,346	14,349,643	2,589,105	82%
=====	=====	=====	=====	=====	=====	=====	=====	=====	=====

Account Level	June	June	MONTHLY	2022-23	2023-24	Y-O-Y	2023-24	REMAINING	% OF
Obj Description	2022-23	2023-24	CHANGE	Activity	Activity	CHANGE	BUDGET	BUDGET	BUDGET
152									
82130									
000									
612 PRINCIPAL ON OTHER LOANS	0	27,469	27,469	300,718	329,628	28,910	329,628	0	100%
---	0	27,469	27,469	300,718	329,628	28,910	329,628	0	100%
---	0	27,469	27,469	300,718	329,628	28,910	329,628	0	100%
=====									
82230									
000									
613 INTERST ON OTHER LOANS	0	772	772	9,933	9,264	-669	9,264	0	100%
---	0	772	772	9,933	9,264	-669	9,264	0	100%
---	0	772	772	9,933	9,264	-669	9,264	0	100%
=====									
---	0	28,241	28,241	310,651	338,892	28,241	338,892	0	100%
=====									

Obj	Account Level Description	June 2022-23	June 2023-24	MONTHLY CHANGE	2022-23 Activity	2023-24 Activity	Y-O-Y CHANGE	2023-24 BUDGET	REMAINING BUDGET	% OF BUDGET
171	GENERAL CAPITAL PROJECTS FUND									
91110	GENERAL ADMINISTRATION PROJECT									
000	-									
510	TRUSTEE'S COMMISSION	555	362	-193	22,502	22,518	16	30,000	7,482	75%
590	TRANSFERS TO OTHER FUNDS	0	4,000,000	4,000,000	0	4,000,000	4,000,000	4,000,000	0	100%
707	BUILDING IMPROVEMENTS	98,000	2,004,300	1,906,300	99,200	2,300,000	2,200,800	2,300,000	0	100%
709	DATA PROCESSING EQUIPMENT	0	0	0	127,039	130,507	3,469	155,000	24,493	84%
732	BUILDING PURCHASE	0	4,523,342	4,523,342	0	4,548,342	4,548,342	7,000,000	2,451,659	65%
799	OTHER CAPITAL OUTLAY	0	0	0	0	0	0	8,000	8,000	0%
---		98,555	10,528,004	10,429,449	248,741	11,001,367	10,752,627	13,493,000	2,491,634	82%
108	ELECTION COMM SPACE RENO/NEW									
706	ELECTION COMMISSION BUILDI	79,845	0	-79,845	140,496	8,492	-132,003	22,142	13,650	38%
---		79,845	0	-79,845	140,496	8,492	-132,003	22,142	13,650	38%
---		178,400	10,528,004	10,349,604	389,237	11,009,859	10,620,624	13,515,142	2,505,284	81%
91130	PUBLIC SAFETY PROJECTS									
000	-									
707	BUILDING IMPROVEMENTS	10,123	0	-10,123	61,509	57,939	-3,570	132,273	74,334	44%
708	PUB SAFETY - COMMUNICATION	0	0	0	0	985,587	985,587	1,002,000	16,413	98%
709	DATA PROCESSING EQUIPMENT	5,788	0	-5,788	56,521	0	-56,521	0	0	0%
710	FOOD SERVICE EQUIPMENT	29,479	0	-29,479	72,649	0	-72,649	22,000	22,000	0%
711	FURNITURE AND FIXTURES	0	0	0	4,950	0	-4,950	0	0	0%
715	SHERIFF FIRING RANGE	0	0	0	0	0	0	250,000	250,000	0%
716	LAW ENFORCEMENT EQUIP	0	0	0	0	100,000	100,000	100,000	0	100%
718	MOTOR VEHICLES	0	0	0	0	49,615	49,615	49,616	1	100%
799	OTHER CAPITAL OUTLAY	29,900	0	-29,900	29,900	0	-29,900	750,000	750,000	0%
---		75,290	0	-75,290	225,529	1,193,141	967,612	2,305,889	1,112,748	52%
---		75,290	0	-75,290	225,529	1,193,141	967,612	2,305,889	1,112,748	52%
91140	PUBLIC HEALTH AND WELFARE PROJ									
000	-									
707	HEALTH DEPT RENOVATIONS	0	138	138	9,488	0	-9,488	0	0	0%
799	OTHER CAPITAL OUTLAY	458,362	0	-458,362	458,362	0	-458,362	0	0	0%
---		458,362	138	-458,224	467,850	0	-467,850	0	0	0%
834	HEALTH AWNING/DRIVE THRU GRANT									
707	IMMUNIZATON AWNING/STORAGE	0	1,008,500	1,008,500	0	1,091,517	1,091,517	1,100,000	8,483	99%
---		0	1,008,500	1,008,500	0	1,091,517	1,091,517	1,100,000	8,483	99%
---		458,362	1,008,638	550,276	467,850	1,091,517	623,667	1,100,000	8,483	99%

Account Level	June	June	MONTHLY	2022-23	2023-24	Y-O-Y	2023-24	REMAINING	% OF	
Obj Description	2022-23	2023-24	CHANGE	Activity	Activity	CHANGE	BUDGET	BUDGET	BUDGET	
171										
	GENERAL CAPITAL PROJECTS FUND									
91150										
	SOCIAL, CULTURAL AND RECREATIO									
000										
	-									
724	BOONES CREEK ATHLETIC FIEL	4,409,097	10,112	-4,398,985	5,281,647	800,483	-4,481,164	800,557	74	100%
---		4,409,097	10,112	-4,398,985	5,281,647	800,483	-4,481,164	800,557	74	100%
---		4,409,097	10,112	-4,398,985	5,281,647	800,483	-4,481,164	800,557	74	100%
---		5,121,149	11,546,754	6,425,605	6,364,263	14,095,000	7,730,739	17,721,588	3,626,589	80%

Obj	Account Level Description	June 2022-23	June 2023-24	MONTHLY CHANGE	2022-23 Activity	2023-24 Activity	Y-O-Y CHANGE	2023-24 BUDGET	REMAINING BUDGET	% OF BUDGET
177	EDUCATION CAPITAL PROJECTS									
91300	EDUCATION CAPITAL PROJECTS									
000	-									
510	TRUSTEE'S COMMISSION	1,284	1,090	-194	124,514	126,253	1,739	261,000	134,747	48%
707	BUILDING IMPR - GENERAL	1,410,966	0	-1,410,966	2,289,663	0	-2,289,663	3,500,000	3,500,000	0%
707	BUILDING IMPR - DBHS	0	474,892	474,892	0	1,696,339	1,696,339	1,700,000	3,661	100%
707	BUILDING IMPR - DCHS	0	474,892	474,892	0	1,696,339	1,696,339	1,700,000	3,661	100%
790	OTHER CAP EQUIP (UNASSIGNE)	0	0	0	0	297,180	297,180	300,000	2,820	99%
799	OTHER CAP OUTLAY (LAMAR)	0	0	0	151,528	0	-151,528	0	0	0%
---		1,412,250	950,874	-461,376	2,565,705	3,816,111	1,250,406	7,461,000	3,644,889	51%
---		1,412,250	950,874	-461,376	2,565,705	3,816,111	1,250,406	7,461,000	3,644,889	51%
=====										
95100	CAP PROJ - DONATED TO SCHOOLS									
000	-									
709	SCHOOL TECHNOLOGY EQUIPMEN	0	312,106	312,106	639,760	600,000	-39,760	600,000	0	100%
729	SCHOOL BUSES	505,973	530,684	24,711	505,973	530,684	24,711	870,000	339,316	61%
---		505,973	842,790	336,817	1,145,733	1,130,684	-15,049	1,470,000	339,316	77%
---		505,973	842,790	336,817	1,145,733	1,130,684	-15,049	1,470,000	339,316	77%
=====										
95900	CAP PROJ - DONATED TO OTHERS									
000	-									
610	JONESBOROUGH SCHOOL LEASES	0	-237,101	-237,101	0	833,524	833,524	2,550,000	1,716,476	33%
611	INTEREST ON CAPITALIZED LE	0	494,496	494,496	0	494,496	494,496	0	-494,496	0%
---		0	257,395	257,395	0	1,328,020	1,328,020	2,550,000	1,221,980	52%
---		0	257,395	257,395	0	1,328,020	1,328,020	2,550,000	1,221,980	52%
=====										
99100	TRANSFERS OUT									
000	-									
316	CONTRIBUTIONS	0	0	0	0	500,000	500,000	500,000	0	100%
590	TRANSFERS TO OTHER FUNDS	0	0	0	1,000,000	0	-1,000,000	0	0	0%
---		0	0	0	1,000,000	500,000	-500,000	500,000	0	100%
---		0	0	0	1,000,000	500,000	-500,000	500,000	0	100%
---		1,918,223	2,051,059	132,836	4,711,438	6,774,815	2,063,377	11,981,000	5,206,185	57%
=====										

Obj	Account Level Description	June 2022-23	June 2023-24	MONTHLY CHANGE	2022-23 Activity	2023-24 Activity	Y-O-Y CHANGE	2023-24 BUDGET	REMAINING BUDGET	% OF BUDGET
263	EMPLOYEE SELF-INSURANCE FUND									
58600	EMPLOYEE BENEFITS									
000	-									
202	ADMINISTRATIVE FEES	-52,997	25,695	78,692	238,762	333,890	95,128	337,701	3,811	99%
202	STOP LOSS & VISION PREMIUM	34,979	42,537	7,558	401,032	458,657	57,625	466,909	8,252	98%
202	SAV-R-X ADMIN FEES	0	84,335	84,335	0	164,015	164,015	165,000	985	99%
307	COMMUNICATIONS	67	74	7	818	862	45	840	-22	103%
308	CONSULTANTS	5,833	5,833	0	35,000	29,167	-5,833	35,000	5,833	83%
312	CLINIC STAFFING CHARGES	47,194	24,503	-22,691	210,941	237,842	26,901	215,000	-22,842	111%
312	CLINIC MEDICATIONS	24,673	39,086	14,414	136,499	164,496	27,997	120,000	-44,496	137%
312	CLINIC LAB CHARGES	7,571	6,656	-915	29,334	36,155	6,820	22,000	-14,155	164%
312	CLINIC SUPPLIES & TELEMED	424	3,559	3,135	3,471	12,358	8,887	25,000	12,642	49%
312	CLINIC CONTRACT	11,802	11,553	-249	126,722	142,369	15,647	140,000	-2,369	102%
328	JANITORIAL SERVICES	560	560	0	2,665	7,279	4,614	2,600	-4,679	280%
347	PEST CONTROL	0	0	0	330	330	0	350	20	94%
350	INTERNET CONNECTIVITY	200	200	0	1,200	1,205	5	1,200	-5	100%
351	RENTALS	75	80	4	19,452	19,808	356	22,000	2,192	90%
413	MEDICAL SUPPLIES	6,374	0	-6,374	33,320	10,541	-22,778	30,000	19,459	35%
415	ELECTRICITY	232	228	-5	1,804	1,652	-152	2,000	348	83%
435	OFFICE SUPPLIES	404	1,338	934	3,350	6,307	2,957	1,000	-5,307	631%
454	WATER AND SEWER	105	133	28	632	803	171	650	-153	124%
502	INSURANCE-BLDG AND CONTENT	0	0	0	0	72	72	0	-72	0%
507	MEDICAL & DENTAL CLAIMS	621,010	596,937	-24,073	4,086,195	4,588,722	502,527	4,400,000	-188,722	104%
507	BCBS EXPRESS SCRIPTS	255,740	45,474	-210,266	2,404,727	127,402	-2,277,324	124,500	-2,902	102%
507	DRUG REBATES & SAVINGS	-167,171	-332,476	-165,305	-655,814	-642,020	13,794	-300,000	342,020	214%
507	DRUG COSTS - SAV-RX	0	311,472	311,472	0	1,769,486	1,769,486	1,750,000	-19,486	101%
599	OTHER CHARGES	2,185	0	-2,185	2,185	0	-2,185	1,500	1,500	0%
709	DATA PROCESSING EQUIPMENT	0	0	0	1,356	0	-1,356	0	0	0%
---		799,260	867,777	68,516	7,083,981	7,471,398	387,419	7,563,250	91,852	99%
---		799,260	867,777	68,516	7,083,981	7,471,398	387,419	7,563,250	91,852	99%
---		799,260	867,777	68,516	7,083,981	7,471,398	387,419	7,563,250	91,852	99%

Number of Accounts: 1504

***** End of report *****