

# Washington County, TN



## Fund Financial Statements For the Period Ending January 31, 2022

*101-General Fund*

*116-Solid Waste Fund*

*122-Drug Fund*

*127-ARPA Special Revenue Fund*

*131-Highway Fund*

*151-Debt Service Fund*

*152-Rural Debt Service Fund*

*171-Capital Projects Funds*

*177-Education Capital Projects Fund*

*263-Insurance Fund*

# Table of Contents

<b>Fund Operating Summary</b> .....	1
<b>Property Tax Revenue Trend Analysis</b> .....	2
<b>Revenue Detail &amp; Expense Summary by Fund</b>	
101 - General Fund.....	6
116 - Solid Waste Fund .....	14
122 - Drug Fund .....	16
127 – ARPA Special Revenue Fund .....	17
133 – Highway Fund.....	18
151 – Debt Service Fund .....	21
152 – Rural Debt Service Fund.....	23
171 – Capital Projects Fund.....	24
177 – Education Capital Projects Fund.....	27
263 – Employee Health Self-Insurance Fund.....	29
<b>Revenue Comparison by Fund</b>	
101 - General Fund.....	31
116 - Solid Waste Fund .....	34
122 - Drug Fund .....	35
127 – ARPA Special Revenue Fund .....	36
133 – Highway Fund.....	37
151 – Debt Service Fund .....	39
152 – Rural Debt Service Fund.....	40
171 – Capital Projects Fund.....	41
177 – Education Capital Projects Fund.....	42
263 – Employee Health Self-Insurance Fund.....	43
<b>Expense Detail by Fund</b>	
101 - General Fund.....	45
116 - Solid Waste Fund .....	90
122 - Drug Fund .....	93
127 – ARPA Special Revenue Fund .....	94
133 – Highway Fund.....	95
151 – Debt Service Fund .....	102
152 – Rural Debt Service Fund.....	104
171 – Capital Projects Fund.....	105
177 – Education Capital Projects Fund.....	108
263 – Employee Health Self-Insurance Fund.....	110

**Washington County**

## Fund Operating Summary - Budgetary Basis

*For the Period Ending January 31, 2022 (Unaudited)*

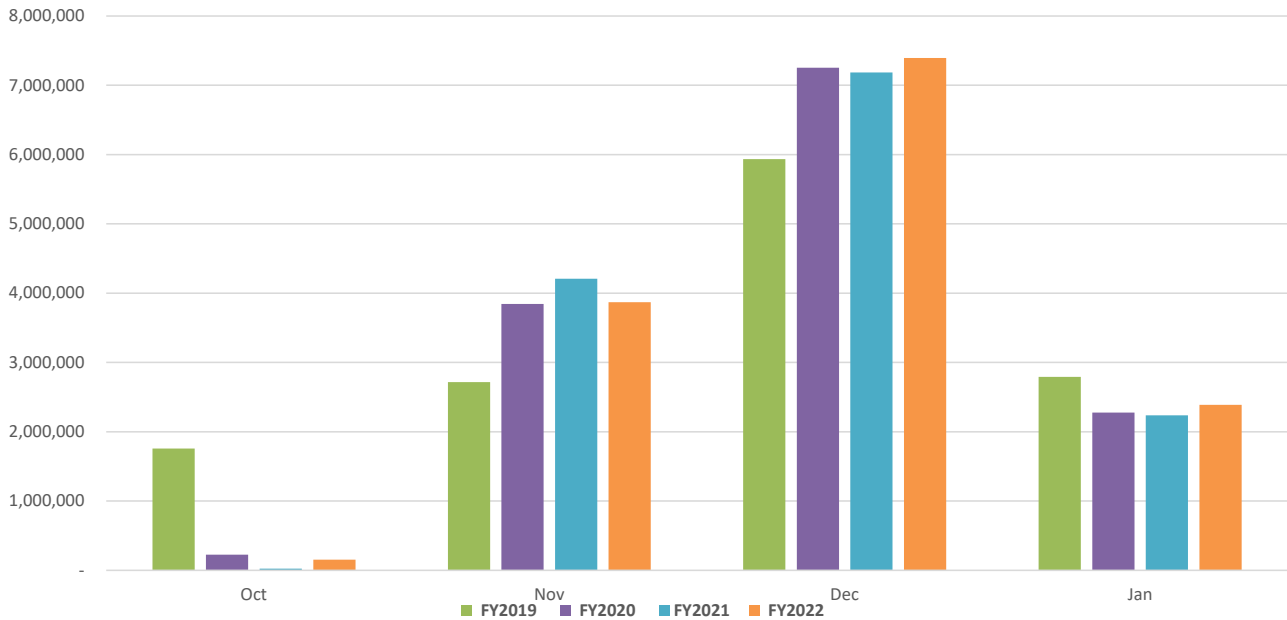
#	Fund	Fund Balance 6-30-2021 (Per Audit)	Revenue	Expense	Revenue Over (Under) Expense	Fund Balance 1-31-2022 (Unaudited)
101	General	19,943,219	27,898,367	26,517,807	1,380,560	21,323,779
116	Solid Waste	356,419	1,092,790	1,020,559	72,231	428,650
122	Drug	334,554	31,029	13,481	17,548	352,102
127	ARPA Special Revenue	190	650,005	649,142	863	1,053
131	Highway	5,604,193	6,297,450	7,418,155	(1,120,705)	4,483,488
151	Debt Service	6,836,321	8,285,397	4,876,297	3,409,100	10,245,421
152	Rural Debt Service	253,751	52	1,219,570	(1,219,518)	(965,767)
171	Capital Projects	7,872,864	653,612	3,395,098	(2,741,486)	5,131,378
177	Education Capital Projects	2,554,317	3,608,593	4,140,361	(531,768)	2,022,549
263	Self-Insurance	3,734,490	3,803,823	3,601,210	202,613	3,937,103

**General Fund**

*Property Tax Trend Analysis*

Month	FY2019		FY2020		FY2021		FY2022	
	Amount	Cumulative % of Budget	Amount	Cumulative % of Budget	Amount	Cumulative % of Budget	Amount	Cumulative % of Budget
Jul	612	0.0%	2,398	0.0%	11,680	0.1%	821	0.0%
Aug	-	0.0%	-	0.0%	-	0.1%	-	0.0%
Sep	(252)	0.0%	(95)	0.0%	-	0.1%	-	0.0%
Oct	1,757,859	8.1%	227,308	1.0%	25,285	0.2%	153,554	0.7%
Nov	2,716,056	20.7%	3,843,419	18.5%	4,209,271	19.4%	3,869,542	18.1%
Dec	5,935,234	48.1%	7,253,037	51.4%	7,184,131	52.2%	7,392,975	51.5%
Jan	2,790,761	61.0%	2,276,784	61.8%	2,237,949	62.4%	2,387,686	62.3%
Feb	7,006,102	93.4%	6,874,889	93.0%	6,694,020	92.9%		
Mar	1,227,789	99.1%	1,042,378	97.7%	1,592,643	100.2%		
Apr	119,169	99.6%	129,942	98.3%	343,642	101.8%		
May	58,712	99.9%	78,151	98.7%	181,111	102.6%		
Jun	58,589	100.1%	136,713	99.3%	(28,088)	102.4%		
Actual	<u>21,670,632</u>	100.1%	<u>21,864,924</u>	99.3%	<u>22,451,644</u>	102.4%	<u>13,804,578</u>	62.3%
Budget	<u>21,638,187</u>		<u>22,017,420</u>		<u>21,914,750</u>		<u>22,172,770</u>	
Surplus / (Deficit)	<u>32,445</u>		<u>(152,496)</u>		<u>536,894</u>		<u>(8,368,192)</u>	

**General Fund - Property Tax**

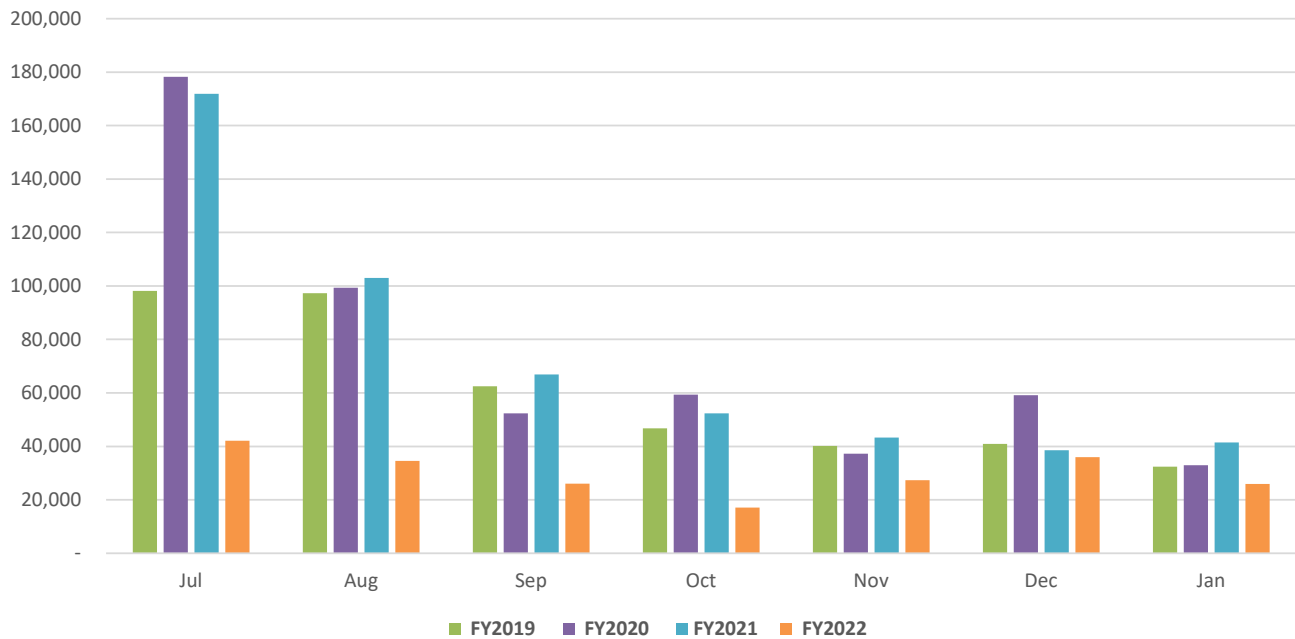


## General Fund

### Trustee Prior Year Collections

Month	FY2019		FY2020		FY2021		FY2022	
	Amount	Cumulative % of Budget	Amount	Cumulative % of Budget	Amount	Cumulative % of Budget	Amount	Cumulative % of Budget
Jul	98,210	14.0%	178,241	25.5%	171,923	24.6%	42,151	6.0%
Aug	97,254	27.9%	99,384	39.7%	103,057	39.3%	34,583	11.0%
Sep	62,531	36.9%	52,376	47.1%	66,925	48.8%	26,090	14.7%
Oct	46,753	43.5%	59,334	55.6%	52,379	56.3%	17,095	17.1%
Nov	40,196	49.3%	37,283	60.9%	43,249	62.5%	27,374	21.0%
Dec	40,952	55.1%	59,180	69.4%	38,597	68.0%	35,938	26.2%
Jan	32,420	59.8%	32,943	74.1%	41,410	73.9%	25,967	29.9%
Feb	48,047	66.6%	51,989	81.5%	73,600	84.4%		
Mar	125,853	84.6%	124,795	99.4%	112,603	100.5%		
Apr	1,245	84.8%	407	99.4%	2,794	100.9%		
May	(230)	84.7%	-	99.4%	21	100.9%		
Jun	-	84.7%	512	99.5%	-	100.9%		
Actual	<u>593,232</u>	84.7%	<u>696,444</u>	99.5%	<u>706,558</u>	100.9%	<u>209,198</u>	29.9%
Budget	<u>700,000</u>		<u>700,000</u>		<u>700,000</u>		<u>700,000</u>	
Surplus / (Deficit)	<u>(106,768)</u>		<u>(3,556)</u>		<u>6,558</u>		<u>(490,802)</u>	

### General Fund - Trustee Prior Year Tax Collections

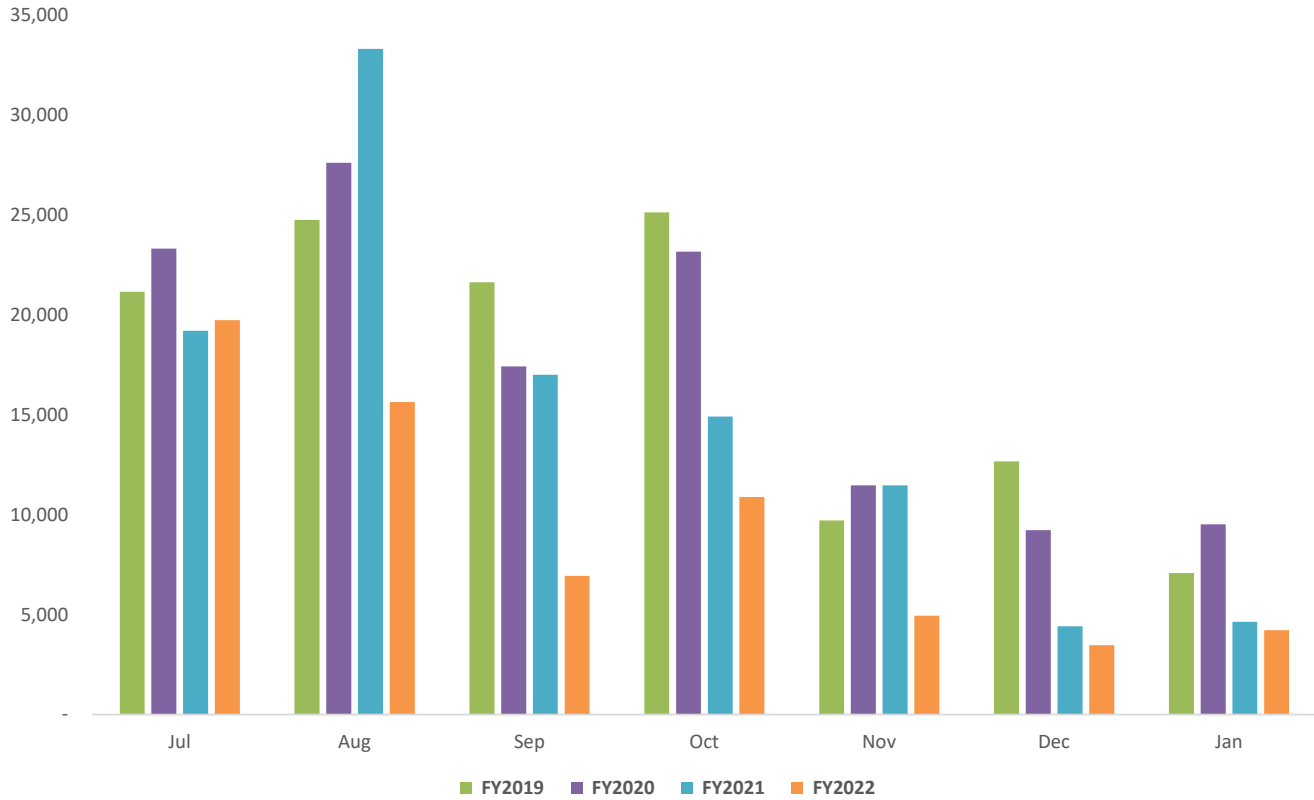


**General Fund**

*Clerk & Master Prior Year Tax Collection Trend Analysis*

Month	FY2019		FY2020		FY2021		FY2022	
	Amount	Cumulative % of Budget	Amount	Cumulative % of Budget	Amount	Cumulative % of Budget	Amount	Cumulative % of Budget
Jul	21,153	10.1%	23,316	9.3%	19,203	9.6%	19,735	13.2%
Aug	24,744	21.9%	27,602	20.4%	33,298	26.3%	15,633	23.6%
Sep	21,625	32.2%	17,414	27.3%	16,998	34.7%	6,938	28.2%
Oct	25,128	44.1%	23,165	36.6%	14,912	42.2%	10,878	35.5%
Nov	9,709	48.7%	11,467	41.2%	11,463	47.9%	4,941	38.8%
Dec	12,665	54.8%	9,223	44.9%	4,410	50.1%	3,463	41.1%
Jan	7,075	58.1%	9,521	48.7%	4,644	52.5%	4,223	43.9%
Feb	5,515	60.8%	19,354	56.4%	15,746	60.3%		
Mar	8,893	65.0%	34,715	70.3%	20,414	70.5%		
Apr	7,877	68.8%	32,102	83.2%	11,525	76.3%		
May	15,543	76.2%	15,393	89.3%	7,054	79.8%		
Jun	24,292	87.7%	7,539	92.3%	11,930	85.8%		
Actual	<u>184,219</u>	87.7%	<u>230,811</u>	92.3%	<u>171,597</u>	85.8%	<u>65,811</u>	43.9%
Budget	<u>210,000</u>		<u>250,000</u>		<u>200,000</u>		<u>150,000</u>	
Surplus / (Deficit)	<u>(25,781)</u>		<u>(19,189)</u>		<u>(28,403)</u>		<u>(84,189)</u>	

**General Fund - Clerk & Master Prior Year Tax Collections**



# **Revenue Detail and Expense Summary by Fund**

Fnd Acct	Description	January 2020-21	January 2021-22	Difference	2020-21 TOTALS	2020-21 YTD TOTAL	2021-22 YTD TOTAL	Y-O-Y DIFFERENCE	Y-O-Y %	OPEN Pos	2021-22 BUDGET	REMAINING BUDGET	% BUDGET USED
101	GENERAL FUND												
R	Revenue												
40000	TOTAL LOCAL TAXES												
101 40110	CURRENT PROPERTY TAX	2,237,949	2,387,686	149,737	22,451,644	13,668,317	13,804,579	136,261	1%	0	22,172,770	8,368,191	62%
101 40120	TRUSTEE COLLECTIONS - PRIOR YR	41,410	25,967	-15,444	706,558	517,540	209,197	-308,343	-60%	0	700,000	490,803	30%
101 40125	TRUSTEE COLLECTIONS - BANKRUPT	0	0	0	2,709	1,924	2,317	393	20%	0	7,500	5,183	31%
101 40130	COURT COLLECTIONS - PRIOR YRS	4,644	4,223	-421	171,596	104,928	65,812	-39,116	-37%	0	150,000	84,188	44%
101 40140	INTEREST AND PENALTY	8,210	5,689	-2,521	167,578	82,488	44,878	-37,609	-46%	0	150,000	105,122	30%
101 40161	PILOT - TVA	0	0	0	1,827	1,827	1,827	0	0%	0	1,800	-27	102%
101 40162	PILOT - LOCAL UTILITIES	0	0	0	383,038	0	0	0	0%	0	375,000	375,000	0%
101 40163	PILOT - OTHER	0	0	0	5,434	0	1,082	1,082	0%	0	5,000	3,918	22%
101 40210	LOCAL OPTION SALES TAX	1,615	1,604	-11	19,379	8,074	11,260	3,185	39%	0	18,000	6,740	63%
101 40250	LITIGATION TAX - GENERAL	7,342	10,568	3,226	124,416	70,910	85,984	15,074	21%	0	213,000	127,016	40%
101 40260	LITIGATION TAX - SPECIAL PURPO	867	1,155	288	362	7,971	9,260	1,288	16%	0	12,000	2,740	77%
101 40268	LITIGATION TAX - COURT SECURIT	9,291	12,437	3,146	150,561	84,376	101,318	16,942	20%	0	267,000	165,682	38%
101 40270	BUSINESS TAX	36,609	27,860	-8,748	728,091	95,634	119,011	23,377	24%	0	650,000	530,989	18%
101 40320	BANK EXCISE TAX	0	0	0	151,384	0	0	0	0%	0	60,000	60,000	0%
101 40330	WHOLESALE BEER TAX	30,379	25,883	-4,496	373,188	240,539	221,362	-19,176	-8%	0	375,000	153,638	59%
101 40390	OTHER STATUTORY LOCAL TAXES	5,033	7,508	2,475	88,774	49,350	61,759	12,409	25%	0	95,000	33,241	65%
101 40---	TOTAL LOCAL TAXES	2,383,349	2,510,580	127,231	25,526,539	14,933,878	14,739,646	-194,233	-1%	0	25,252,070	10,512,424	58%
41000	TOTAL LICENSES AND PERMITS												
101 41110	MARRIAGE LICENSE	249	181	-68	3,046	2,046	1,877	-169	-8%	0	2,500	623	75%
101 41140	CABLE TV FRANCHISE	0	0	0	516,463	3,683	6,875	3,191	87%	0	520,000	513,125	1%
101 41520	BUILDING PERMITS	16,689	32,573	15,884	392,972	205,988	230,404	24,416	12%	0	275,000	44,596	84%
101 41590	OTHER PERMITS	0	105	105	25,815	14,115	3,540	-10,575	-75%	0	20,000	16,460	18%
101 41---	TOTAL LICENSES AND PERMITS	16,938	32,859	15,921	938,296	225,832	242,696	16,863	7%	0	817,500	574,804	30%
42000	FINES												
101 42110	FINES	1,286	1,270	-16	19,661	8,339	10,389	2,050	25%	0	17,000	6,611	61%
101 42210	FINES	229	12	-217	5,294	1,926	1,294	-632	-33%	0	5,000	3,706	26%
101 42220	OFFICERS COSTS	0	0	0	2,511	6,263	0	-6,263	-100%	0	38,000	38,000	0%
101 42241	DRUG COURT FEES	0	15	15	1,315	415	608	192	46%	0	2,000	1,392	30%
101 42250	JAIL FEES	684	498	-186	17,506	10,130	6,892	-3,238	-32%	0	20,000	13,108	34%
101 42280	DUI TREATMENT FINES	95	202	107	1,758	1,235	677	-558	-45%	0	2,000	1,323	34%

Fnd	Acct	Description	January	January	Difference	2020-21	2020-21	2021-22	Y-O-Y	Y-O-Y	OPEN	2021-22	REMAINING	% BUDGET
			2020-21	2021-22		TOTALS	YTD TOTAL	YTD TOTAL	DIFFERENCE	%	Pos	BUDGET	BUDGET	USED
101		GENERAL FUND												
R		Revenue												
42000		FINES												
101	42290	DATA ENTRY FEE -CRIMINAL COURT	409	453	44	6,034	4,290	3,345	-946	-22%	0	8,000	4,656	42%
101	42291	COURTROOM SECURITY FEE	1,508	1,695	187	24,473	14,132	13,015	-1,117	-8%	0	30,000	16,985	43%
101	42292	VICTIMS ASSISTANCE ASSESSMENTS	299	210	-89	5,810	3,104	2,624	-480	-15%	0	4,000	1,376	66%
101	42310	FINES	1,174	10,654	9,480	54,282	80,948	60,288	-20,660	-26%	0	100,000	39,712	60%
101	42320	OFFICERS COSTS	3,857	4,376	518	67,513	38,664	40,473	1,809	5%	0	104,000	63,527	39%
101	42330	GAME AND FISH FINES	0	23	23	90	54	74	20	38%	0	200	126	37%
101	42341	DRUG COURT FEES	480	280	-201	7,294	4,283	3,470	-813	-19%	0	11,000	7,530	32%
101	42350	JAIL FEES	6,098	6,023	-75	101,047	52,552	58,580	6,029	11%	0	116,000	57,420	51%
101	42380	DUI TREATMENT FINES	543	831	288	14,137	7,957	9,501	1,544	19%	0	16,000	6,499	59%
101	42390	DATA ENTRY FEE-GENERAL SESSION	1,307	1,906	598	22,700	13,006	15,322	2,316	18%	0	44,000	28,678	35%
101	42391	COURTROOM SECURITY FEE	215	281	66	3,197	2,112	2,028	-84	-4%	0	5,000	2,972	41%
101	42392	VICTIMS ASSISTANCE ASSESSMENTS	1,863	1,942	80	35,886	19,937	23,388	3,451	17%	0	41,000	17,612	57%
101	42410	FINES	10	0	-10	498	146	372	226	155%	0	1,000	628	37%
101	42420	OFFICERS COSTS	138	333	195	2,087	888	3,796	2,908	327%	0	2,000	-1,796	190%
101	42490	DATA ENTRY FEE-JUVENILE COURT	24	176	152	1,439	782	1,192	410	52%	0	2,000	808	60%
101	42491	COURTROOM SECURITY FEE	0	0	0	0	0	2	2	0%	0	0	-2	0%
101	42520	OFFICERS COST	160	89	-70	2,195	1,405	1,533	129	9%	0	5,000	3,467	31%
101	42530	DATA ENTRY FEE-CHANCERY COURT	412	330	-82	5,340	3,054	2,901	-153	-5%	0	6,000	3,099	48%
101	42591	COURTROOM SECURITY FEE	24	46	22	244	202	96	-106	-52%	0	1,000	904	10%
101	42610	FINES	4,313	3,833	-480	31,129	23,777	28,176	4,399	19%	0	52,000	23,824	54%
101	42910	PROCEEDS FROM CONFISCATED PROP	0	0	0	0	0	23,269	23,269	0%	0	0	-23,269	0%
101	42---	FINES	25,128	35,478	10,349	433,440	299,601	313,305	13,704	5%	0	632,200	318,896	50%
43000		CHARGES FOR CURRENT SERVICES												
101	43170	WORK RELEASE CHARGES FOR BOARD	0	0	0	435	0	0	0	0%	0	1,000	1,000	0%
101	43190	OTHER GENERAL SERVICES	0	0	0	84	84	0	-84	-100%	0	0	0	0%
101	43350	COPY FEES	39	335	296	1,312	683	899	217	32%	0	1,000	101	90%
101	43360	LIBRARY FEES	0	735	735	1,331	0	6,436	6,436	0%	0	21,000	14,564	31%
101	43365	ARCHIVES & RECORDS MANAGEMENT	17,767	18,716	949	266,977	163,027	155,056	-7,971	-5%	0	242,000	86,944	64%
101	43370	TELEPHONE COMMISSIONS	11,514	9,343	-2,170	133,229	90,414	141,535	51,121	57%	0	166,000	24,465	85%
101	43382	ELECTRONIC CITATION FEE	68	219	151	1,916	1,021	1,485	464	45%	0	1,500	16	99%
101	43392	DATA PROCESSING FEE - REGISTER	4,126	4,086	-40	51,629	29,219	30,992	1,773	6%	0	42,000	11,008	74%
101	43394	DATA PROCESSING FEE - SHERIFF	227	294	67	4,482	2,601	2,625	23	1%	0	6,000	3,375	44%
101	43395	SEXUAL OFFENDER REGISTR FEE	0	600	600	9,750	1,950	2,400	450	23%	0	3,000	600	80%

Fnd Acct	Description	January	January	Difference	2020-21	2020-21	2021-22	Y-O-Y	Y-O-Y	OPEN	2021-22	REMAINING	% BUDGET
		2020-21	2021-22		TOTALS	YTD TOTAL	YTD TOTAL	DIFFERENCE	%	Pos	BUDGET	BUDGET	USED
101	GENERAL FUND												
R	Revenue												
43000	CHARGES FOR CURRENT SERVICES												
101 43396	DATA PROCESSING FEE-COUNTY CLE	813	495	-318	18,117	7,329	6,021	-1,308	-18%	0	12,000	5,979	50%
101 43397	SUBS/DOC RETRIEVAL FEE - CIRCU	200	200	0	10,000	5,000	4,800	-200	-4%	0	7,000	2,200	69%
101 43399	VEH INS COVERAGE & REINSTATEME	530	610	80	6,183	4,045	3,380	-665	-16%	0	4,000	620	85%
101 43990	OTHER CHARGES FOR SERVICES	0	0	0	90,000	0	590	590	0%	0	90,000	89,410	1%
101 43---	CHARGES FOR CURRENT SERVICES	35,284	35,633	350	595,445	305,373	356,219	50,846	17%	0	596,500	240,282	60%
44000	TOTAL OTHER LOCAL REVENUE												
101 44110	INVESTMENT INCOME	6,151	111	-6,040	99,804	73,797	11,859	-61,938	-84%	0	315,000	303,141	4%
101 44120	LEASE/RENTALS	9,239	9,052	-186	65,451	35,845	63,365	27,521	77%	0	62,500	-865	101%
101 44130	SALE OF MATERIALS AND SUPPLIES	0	0	0	0	0	873	873	0%	0	0	-873	0%
101 44131	COMMISSARY SALES	0	0	0	72,632	35,376	28,713	-6,662	-19%	0	50,000	21,287	57%
101 44170	MISCELLANEOUS REFUNDS	1,191	947	-244	41,865	21,625	16,414	-5,211	-24%	0	25,000	8,586	66%
101 44180	EXPENDITURE CREDITS	0	0	0	0	0	5	5	0%	0	0	-5	0%
101 44530	SALE OF EQUIPMENT	2,256	0	-2,256	5,028	2,256	5,250	2,994	133%	0	0	-5,250	0%
101 44540	SALE OF PROPERTY	0	0	0	0	0	37,223	37,223	0%	0	0	-37,223	0%
101 44560	DAMAGES RECOVERED FROM INDIVID	0	0	0	5,592	0	0	0	0%	0	0	0	0%
101 44570	CONTRIBUTIONS & GIFTS	0	0	0	25	0	0	0	0%	0	0	0	0%
101 44990	OTHER LOCAL REVENUES	0	0	0	961	-39	0	39	-100%	0	0	0	0%
101 44---	TOTAL OTHER LOCAL REVENUE	18,837	10,110	-8,726	291,358	168,860	163,702	-5,156	-3%	0	452,500	288,798	36%
45000	FEEES RECEIVED FROM COUNTY OFFI												
101 45510	COUNTY CLERK	88,997	84,604	-4,393	1,520,545	887,782	806,287	-81,496	-9%	0	1,400,000	593,713	58%
101 45520	CIRCUIT COURT CLERK	39,727	39,453	-274	534,341	369,987	288,138	-81,849	-22%	0	675,000	386,862	43%
101 45540	GENERAL SESSIONS COURT CLERK	47,038	54,524	7,486	888,242	487,382	485,347	-2,035	0%	0	1,020,000	534,653	48%
101 45550	CLERK AND MASTER	23,294	21,266	-2,028	454,862	225,806	209,532	-16,274	-7%	0	450,000	240,468	47%
101 45560	JUVENILE COURT CLERK	599	1,985	1,386	15,998	9,026	12,336	3,311	37%	0	15,000	2,664	82%
101 45580	REGISTER	116,741	88,824	-27,917	931,788	550,949	580,292	29,342	5%	0	720,000	139,708	81%
101 45610	TRUSTEE	610,391	631,129	20,738	2,388,336	1,313,633	1,337,950	24,318	2%	0	2,350,000	1,012,050	57%
101 45---	FEEES RECEIVED FROM COUNTY OFFI	926,787	921,785	-5,002	6,734,112	3,844,565	3,719,882	-124,683	-3%	0	6,630,000	2,910,118	56%

Fnd Acct	Description	January 2020-21	January 2021-22	Difference	2020-21 TOTALS	2020-21 YTD TOTAL	2021-22 YTD TOTAL	Y-O-Y DIFFERENCE	Y-O-Y %	OPEN POS	2021-22 BUDGET	REMAINING BUDGET	% BUDGET USED
101	GENERAL FUND												
R	Revenue												
46000	STATE OF TENNESSEE												
101 46110	JUVENILE SERVICES PROGRAM	1,800	6,570	4,770	13,905	1,800	6,570	4,770	265%	0	18,800	12,230	35%
101 46190	OTHER GENERAL GOVERNMENT GRANT	0	0	0	-1,764	-1,764	0	1,764	-100%	0	0	0	0%
101 46210	LAW ENFORCEMENT TRAINING PROGR	0	0	0	72,800	0	0	0	0%	0	76,000	76,000	0%
101 46310	HEALTH DEPARTMENT PROGRAMS	63,723	59,156	-4,567	803,767	451,549	419,888	-31,661	-7%	0	1,159,561	739,673	36%
101 46430	LITTER PROGRAM	2,605	2,608	3	91,028	58,714	31,284	-27,430	-47%	0	72,000	40,716	43%
101 46820	INCOME TAX	0	0	0	159,683	62,317	48,683	-13,634	-22%	0	60,000	11,317	81%
101 46830	BEER TAX	0	0	0	18,369	9,569	10,196	627	7%	0	20,000	9,804	51%
101 46835	VEHICLE CERT OF TITLE FEE	1,345	1,566	221	18,886	11,723	11,987	264	2%	0	17,000	5,013	71%
101 46840	ALCOHOLIC BEVERAGE TAX	26	136	110	176,001	56,858	84,187	27,329	48%	0	180,000	95,813	47%
101 46845	OPIOD SETTLEMENT FUNDS	0	0	0	0	0	4,148,454	4,148,454	0%	0	0	-4,148,454	0%
101 46852	STATE REVENUE SHARING - TELECO	21,607	21,611	5	257,784	117,002	149,557	32,555	28%	0	230,000	80,443	65%
101 46855	SPORTS BETTING TAX	0	0	0	32,726	0	22,516	22,516	0%	0	0	-22,516	0%
101 46915	CONTRACTED PRISONER BOARDING	0	141,141	141,141	1,336,257	539,370	621,114	81,744	15%	0	1,800,000	1,178,886	35%
101 46960	REGISTRAR SALARY SUPP - ELECT	3,791	3,791	0	15,164	7,582	7,582	0	0%	0	15,200	7,618	50%
101 46980	OTHER STATE GRANTS	0	7,073	7,073	29,202	16,170	903,838	887,668	5,490%	0	1,913,282	1,009,444	47%
101 46990	OTHER STATE REVENUES	1,865	0	-1,865	2,614,067	2,444,322	547,714	-1,896,608	-78%	0	660,000	112,286	83%
101 46---	STATE OF TENNESSEE	96,762	243,652	146,891	5,637,875	3,775,212	7,013,570	3,238,358	86%	0	6,221,843	-791,727	113%
47000	FEDERAL GOVERNMENT												
101 47220	CIVIL DEFENSE REIMBURSEMENT	0	0	0	62,500	0	0	0	0%	0	62,500	62,500	0%
101 47235	HOMELAND SECURITY GRANTS	0	0	0	45,336	0	0	0	0%	0	128,000	128,000	0%
101 47250	LAW ENFORCEMENT GRANTS	0	0	0	3,366	2,337	0	-2,337	-100%	0	0	0	0%
101 47301	FED CARES ACT UNEMPLOYMENT REB	0	0	0	8,844	8,818	3,984	-4,833	-55%	0	0	-3,984	0%
101 47302	STAFFORD ACT FEMA 75%	0	0	0	-67,496	-67,496	0	67,496	-100%	0	0	0	0%
101 47303	TSLA CARES TECHNOLOGY GRANT	0	0	0	3,687	0	0	0	0%	0	0	0	0%
101 47304	STATE CARES ACT FUNDING (1.9M)	461,471	0	-461,471	1,929,105	1,929,105	0	-1,929,105	-100%	0	0	0	0%
101 47306	COVID19 - ELECTION COMMISSION	0	0	0	59,390	0	0	0	0%	0	0	0	0%
101 47307	CESF VIDEO ARRAIGNMENT GRANT	0	87,031	87,031	0	0	87,031	87,031	0%	0	100,000	12,969	87%
101 47590	OTHER FEDERAL THROUGH STATE	0	0	0	0	0	0	0	0%	0	48,952	48,952	0%
101 47700	ASSET FORFEITURE FUNDS	0	0	0	14,002	0	9,592	9,592	0%	0	0	-9,592	0%
101 47990	OTHER DIRECT FEDERAL REVENUE	164,280	118,395	-45,885	1,131,724	527,286	662,419	135,132	26%	0	1,252,000	589,581	53%
101 47---	FEDERAL GOVERNMENT	625,751	205,426	-420,325	3,190,458	2,400,050	763,026	-1,637,024	-68%	0	1,591,452	828,426	48%

Fnd Acct	Description	January 2020-21	January 2021-22	Difference	2020-21 TOTALS	2020-21 YTD TOTAL	2021-22 YTD TOTAL	Y-O-Y DIFFERENCE	Y-O-Y %	OPEN POS	2021-22 BUDGET	REMAINING BUDGET	% BUDGET USED
101	GENERAL FUND												
R	Revenue												
48000	OTHER GOVERNMENT AND CITIZENS												
101 48130	CONTRIBUTIONS	0	0	0	13,500	0	0	0	0%	0	13,500	13,500	0%
101 48140	CONTRACTED SERVICES	0	0	0	142,599	142,599	145,936	3,337	2%	0	140,000	-5,936	104%
101 48990	OTHER REVENUE	0	0	0	35,000	8,750	8,750	0	0%	0	0	-8,750	0%
101 48---	OTHER GOVERNMENT AND CITIZENS	0	0	0	191,099	151,349	154,686	3,337	2%	0	153,500	-1,186	101%
49000	OTHER SOURCES (NON-REVENUE)												
101 49600	PROCEEDS FROM SALE OF CAPITAL	0	0	0	11,111	0	399,800	399,800	0%	0	0	-399,800	0%
101 49700	INSURANCE RECOVERY	0	0	0	11,210	3,818	6,473	2,655	70%	0	6,472	-1	100%
101 49800	TRANSFERS IN	0	0	0	2,000,000	0	0	0	0%	0	2,050,000	2,050,000	0%
101 49810	CITY GENERAL FUND TRANSFER	0	18,112	18,112	165,574	81,587	25,362	-56,225	-69%	0	95,720	70,358	26%
101 49951	RESERVE-DATA PROC.FEE (REG OF	0	0	0	0	0	0	0	0%	0	5,000	5,000	0%
101 49997	COMMITTED- ETSU PERF ART CTR	0	0	0	0	0	0	0	0%	0	100,000	100,000	0%
101 49---	OTHER SOURCES (NON-REVENUE)	0	18,112	18,112	2,187,895	85,405	431,635	346,230	405%	0	2,257,192	1,825,557	19%
101 ----	Revenue	4,128,836	4,013,635	-115,199	45,726,517	26,190,125	27,898,367	1,708,242	7%	0	44,604,757	16,706,392	63%
E	Expense												
51000	GENERAL GOVERNMENT												
101 51100	COUNTY COMMISSION	17,942	6,122	-11,820	104,137	66,336	59,341	-6,994	-11%	3,595	155,790	92,854	40%
101 51210	BOARD OF EQUALIZATION	0	0	0	3,600	0	0	0	0%	0	6,210	6,210	0%
101 51300	COUNTY MAYOR/EXECUTIVE	21,075	22,753	1,680	263,071	152,380	172,966	20,588	14%	893	294,708	120,849	59%
101 51400	COUNTY ATTORNEY	20,715	22,569	1,852	281,008	157,964	172,738	14,778	9%	4,425	327,371	150,208	54%
101 51500	ELECTION COMMISSION	36,168	59,742	23,574	792,588	585,087	342,222	-242,865	-42%	54,443	848,920	452,256	47%
101 51600	REGISTER OF DEEDS	41,009	43,731	2,720	555,817	327,850	354,403	26,552	8%	9,769	615,064	250,891	59%
101 51720	PLANNING	15,193	15,825	632	209,304	124,530	132,582	8,053	6%	997	224,151	90,573	60%
101 51750	CODES COMPLIANCE	23,006	25,868	2,863	336,655	191,616	240,754	49,138	26%	8,876	510,496	260,868	49%
101 51800	COUNTY BUILDINGS	27,604	37,608	10,004	381,121	236,509	194,981	-41,527	-18%	49,942	484,700	239,779	51%
101 51900	OTHER GENERAL ADMINISTRATION	147,965	243,129	95,168	1,777,794	1,097,361	1,201,945	104,579	10%	6,448	2,020,746	812,354	60%
101 51910	PRESERVATION OF RECORDS	12,628	17,430	4,804	220,370	92,907	109,695	16,789	18%	1,382	246,779	135,702	45%
101 51---	GENERAL GOVERNMENT	363,305	494,777	131,477	4,925,465	3,032,540	2,981,627	-50,909	-2%	140,770	5,734,935	2,612,544	54%

Fnd	Acct	Description	January	January	Difference	2020-21	2020-21	2021-22	Y-O-Y	Y-O-Y	OPEN	2021-22	REMAINING	% BUDGET
			2020-21	2021-22		TOTALS	YTD TOTAL	YTD TOTAL	DIFFERENCE	%	Pos	BUDGET	BUDGET	USED
101		GENERAL FUND												
E		Expense												
52000		FINANCE												
101	52100	ACCOUNTS AND BUDGETS	34,440	31,047	-3,392	474,309	275,972	281,718	5,746	2%	40,753	659,323	336,854	49%
101	52200	PURCHASING	16,260	16,948	687	206,424	118,639	128,023	9,385	8%	2,507	221,434	90,905	59%
101	52300	PROPERTY ASSESSOR'S OFFICE	23,566	23,538	-27	323,466	170,853	172,587	1,735	1%	3,120	366,765	191,058	48%
101	52310	REAPPRAISAL PROGRAM	44,159	60,555	16,395	568,278	324,133	377,749	53,619	17%	37,403	670,065	254,913	62%
101	52400	COUNTY TRUSTEE'S OFFICE	40,565	52,671	12,105	511,399	312,112	343,139	31,028	10%	16,014	577,975	218,822	62%
101	52500	COUNTY CLERK'S OFFICE	77,109	84,546	7,436	1,033,236	615,320	669,191	53,870	9%	12,577	1,170,859	489,090	58%
101	52---	FINANCE	236,099	269,305	33,204	3,117,112	1,817,029	1,972,407	155,383	9%	112,374	3,666,421	1,581,642	57%
53000		ADMINISTRATION OF JUSTICE												
101	53100	CIRCUIT COURT	155,953	163,824	7,869	2,111,852	1,225,253	1,290,183	64,931	5%	14,214	2,320,739	1,016,341	56%
101	53310	GENERAL SESSIONS JUDGE	55,254	55,735	481	681,401	396,081	393,455	-2,625	-1%	396	706,841	312,991	56%
101	53330	DRUG COURT	1,250	8,574	7,324	15,000	7,500	41,347	33,847	451%	1,163	85,006	42,496	50%
101	53400	CHANCERY COURT	54,079	57,515	3,435	773,863	427,624	472,903	45,279	11%	51,389	888,641	364,349	59%
101	53600	DISTRICT ATTORNEY GENERAL	13,074	10,941	-2,132	156,882	97,864	54,149	-43,715	-45%	0	70,274	16,125	77%
101	53900	OTHER ADMIN OF JUSTICE	5,110	4,700	-408	145,024	62,557	40,869	-21,689	-35%	1,355	195,011	152,787	22%
101	53920	COURTROOM SECURITY	53,947	51,274	-2,674	709,161	399,348	382,579	-16,769	-4%	0	742,243	359,664	52%
101	53930	VICTIM ASSISTANCE PROGRAMS	8,520	9,206	686	41,696	18,832	21,120	2,288	12%	0	45,000	23,880	47%
101	53---	ADMINISTRATION OF JUSTICE	347,187	361,769	14,581	4,634,879	2,635,059	2,696,605	61,547	2%	68,517	5,053,755	2,288,633	55%
54000		PUBLIC SAFETY												
101	54110	SHERIFF'S DEPARTMENT	611,037	666,120	55,083	9,229,402	4,852,464	5,373,278	520,814	11%	366,561	9,974,010	4,234,169	58%
101	54150	DRUG ENFORCEMENT	0	-3,756	-3,756	0	0	1,047	1,047	0%	0	0	-1,047	0%
101	54160	ADMIN OF SEX OFFENDER REGISTRY	0	200	200	5,800	2,350	600	-1,750	-74%	0	0	-600	0%
101	54210	JAIL	930,287	1,017,158	86,869	9,023,947	4,951,392	5,657,703	706,311	14%	812,240	9,853,513	3,383,569	66%
101	54240	JUVENILE SERVICES	36,959	33,174	-3,785	476,429	258,894	239,664	-19,229	-7%	7,657	505,061	257,741	49%
101	54250	WORK RELEASE PROGRAM	0	904	904	10,327	5,187	5,942	755	15%	0	11,970	6,028	50%
101	54310	FIRE PREVENTION AND CONTROL	247,500	252,375	4,875	971,000	743,500	758,625	15,125	2%	0	1,011,500	252,875	75%
101	54410	CIVIL DEFENSE - E.M.A.	24,256	18,970	-5,286	223,458	123,239	117,694	-5,544	-4%	24,272	259,912	117,947	55%
101	54420	RESCUE SQUAD & LIFE SAVING CRE	42,150	43,000	850	84,300	84,300	86,000	1,700	2%	0	86,000	0	100%
101	54490	OTHER EMERGENCY MANAGEMENT	10,945	9,337	-1,608	98,954	58,475	9,337	-49,138	-84%	0	153,000	143,663	6%
101	54610	COUNTY MEDICAL EXAMINER	0	72,655	72,655	285,500	71,375	145,309	73,934	104%	0	293,000	147,691	50%
101	54900	OTHER PUBLIC SAFETY	150,580	163,090	12,512	907,564	604,353	653,836	49,484	8%	0	992,533	338,697	66%

Fnd Acct	Description	January 2020-21	January 2021-22	Difference	2020-21 TOTALS	2020-21 YTD TOTAL	2021-22 YTD TOTAL	Y-O-Y DIFFERENCE	Y-O-Y %	OPEN Pos	2021-22 BUDGET	REMAINING BUDGET	% BUDGET USED
101	GENERAL FUND												
E	Expense												
54000	PUBLIC SAFETY												
101 54---	PUBLIC SAFETY	2,053,714	2,273,227	219,513	21,316,681	11,755,529	13,049,035	1,293,509	11%	1,210,730	23,140,499	8,880,733	62%
55000	PUBLIC HEALTH AND WELFARE												
101 55110	LOCAL HEALTH CENTER	173,703	143,582	-30,118	1,768,664	1,022,508	969,367	-53,140	-5%	60,429	2,285,939	1,256,143	45%
101 55120	RABIES AND ANIMAL CONTROL	47,500	62,500	15,000	190,000	142,500	187,500	45,000	32%	0	250,000	62,500	75%
101 55130	AMBULANCE/EMERGENCY MEDICAL SE	148,117	155,979	7,863	1,777,400	1,036,817	1,091,874	55,057	5%	0	1,871,753	779,879	58%
101 55310	REGIONAL MENTAL HEALTH CENTER	8,500	8,500	0	17,000	17,000	17,000	0	0%	0	17,000	0	100%
101 55510	GENERAL WELFARE ASSISTANCE	5,400	4,200	-1,200	32,200	18,400	18,000	-400	-2%	0	25,000	7,000	72%
101 55720	SANITATION EDUCATION/INFORMATI	5,668	5,853	185	61,614	48,555	54,465	5,911	12%	1,665	72,020	15,890	78%
101 55---	PUBLIC HEALTH AND WELFARE	388,888	380,614	-8,270	3,846,878	2,285,780	2,338,206	52,428	2%	62,094	4,521,712	2,121,412	53%
56000	SOCIAL,CULTRAL AND RECREATIONA												
101 56100	ADULT ACTIVITIES	38,000	41,500	3,500	114,000	76,000	83,000	7,000	9%	0	121,000	38,000	69%
101 56500	LIBRARIES	83,735	84,782	1,052	787,579	447,267	475,303	28,039	6%	52,317	862,017	334,397	61%
101 56900	OTHER SOCIAL, CULTURAL & RECRE	7,125	7,500	375	164,250	64,250	65,000	750	1%	0	115,000	50,000	57%
101 56---	SOCIAL,CULTRAL AND RECREATIONA	128,860	133,782	4,927	1,065,829	587,517	623,303	35,789	6%	52,317	1,098,017	422,397	62%
57000	AGRICULTURE & NATURAL RESOURCE												
101 57100	AGRICULTURAL EXTENSION SERVICE	5,417	99,301	93,883	396,097	121,710	218,128	96,417	79%	4,489	453,120	230,505	49%
101 57300	FOREST SERVICE	0	0	0	1,500	1,500	1,500	0	0%	0	1,500	0	100%
101 57500	SOIL CONSERVATION	10,822	14,064	3,243	150,813	67,291	96,074	28,784	43%	0	202,513	106,439	47%
101 57800	STORM WATER MANAGEMENT	5,460	5,460	0	26,060	15,460	13,460	-2,000	-13%	20,000	33,500	40	100%
101 57900	OTHER AGRICULTURE & NATURAL RE	0	0	0	2,500	0	0	0	0%	0	5,000	5,000	0%
101 57---	AGRICULTURE & NATURAL RESOURCE	21,699	118,825	97,126	576,970	205,961	329,162	123,201	60%	24,489	695,633	341,984	51%

Fnd Acct	Description	January	January	Difference	2020-21	2020-21	2021-22	Y-O-Y	Y-O-Y	OPEN	2021-22	REMAINING	% BUDGET
		2020-21	2021-22		TOTALS	YTD TOTAL	YTD TOTAL	DIFFERENCE	%	Pos	BUDGET	BUDGET	USED
101	GENERAL FUND												
E	Expense												
58000	OTHER GENERAL GOVERNMENT												
101 58110	TOURISM	0	0	0	6,650	6,650	7,000	350	5%	0	7,000	0	100%
101 58190	OTHER ECOMOMIC AND COMMUNITY D	50,275	1,692	-48,583	476,197	152,687	109,038	-43,649	-29%	0	4,725,474	4,616,436	2%
101 58220	AIRPORT	4,458	4,683	225	577,323	572,866	573,541	675	0%	0	578,223	4,683	99%
101 58300	VETERANS' SERVICES	4,261	4,214	-47	52,725	31,220	29,986	-1,235	-4%	71	94,900	64,843	32%
101 58500	CONTRIBUTIONS TO OTHER AGENCIE	0	0	0	118,489	22,500	31,500	9,000	40%	0	52,500	21,000	60%
101 58600	EMPLOYEE BENEFITS	0	-3,530	-3,530	42,263	30,169	17,777	-12,394	-41%	0	11,000	-6,777	162%
101 58803	TSLA CARES TECHNOLOGY GRANT	1,170	0	-1,170	3,766	2,285	0	-2,285	-100%	0	0	0	0%
101 58804	STATE CARES ACT FUNDING (1.9M)	20,119	0	-20,119	1,708,624	1,308,953	225	-1,308,728	-100%	0	0	-225	0%
101 58807	CESF VIDEO ARRAIGNMENT GRANT	0	0	0	0	0	87,031	87,031	0%	0	100,000	12,969	87%
101 58900	MISCELLANEOUS	0	0	0	150,000	0	0	0	0%	0	161,462	161,462	0%
101 58---	OTHER GENERAL GOVERNMENT	80,283	7,059	-73,224	3,136,037	2,127,330	856,098	-1,271,235	-60%	71	5,730,559	4,874,391	15%
101 -----	Expense	3,620,035	4,039,358	419,334	42,619,851	24,446,745	24,846,443	399,713	2%	1,671,362	49,641,531	23,123,736	53%
101 -----	GENERAL FUND	508,801	-25,723	-534,533	3,106,666	1,743,380	3,051,924	1,308,529	4%	-1,671,362	-5,036,774	-6,417,344	-27%
=====													

Fnd Acct	Description	January	January	Difference	2020-21	2020-21	2021-22	Y-O-Y	Y-O-Y	OPEN	2021-22	REMAINING	% BUDGET
		2020-21	2021-22		TOTALS	YTD TOTAL	YTD TOTAL	DIFFERENCE	%	Pos	BUDGET	BUDGET	USED
116	SOLID WASTE/SANITATION												
R	Revenue												
40000	TOTAL LOCAL TAXES												
116 40110	CURRENT PROPERTY TAX	100,209	124,733	24,524	1,005,310	612,022	721,137	109,115	18%	0	1,158,288	437,151	62%
116 40120	TRUSTEE COLLECTIONS - PRIOR YR	1,854	1,163	-692	31,588	23,175	9,366	-13,809	-60%	0	36,570	27,204	26%
116 40125	TRUSTEE COLLECTIONS - BANKRUPT	0	0	0	107	72	93	20	28%	0	390	297	24%
116 40130	COURT COLLECTIONS - PRIOR YRS	208	189	-19	7,683	4,698	2,947	-1,751	-37%	0	9,140	6,193	32%
116 40140	INTEREST AND PENALTY	368	255	-113	7,497	3,687	2,002	-1,685	-46%	0	7,840	5,838	26%
116 40161	PILOT - TVA	0	0	0	82	82	95	14	17%	0	90	-5	106%
116 40162	PILOT - LOCAL UTILITIES	0	0	0	17,151	0	0	0	0%	0	19,590	19,590	0%
116 40163	PILOT - OTHER	0	0	0	243	0	57	57	0%	0	260	203	22%
116 40270	BUSINESS TAX	1,639	1,455	-184	32,722	4,282	4,572	290	7%	0	32,650	28,078	14%
116 40320	BANK EXCISE TAX	0	0	0	6,778	0	0	0	0%	0	3,130	3,130	0%
116 40---	TOTAL LOCAL TAXES	104,278	127,795	23,516	1,109,161	648,018	740,269	92,251	14%	0	1,267,948	527,679	58%
41000	TOTAL LICENSES AND PERMITS												
116 41110	MARRIAGE LICENSE	11	9	-2	136	92	96	4	5%	0	130	34	74%
116 41---	TOTAL LICENSES AND PERMITS	11	9	-2	136	92	96	4	5%	0	130	34	74%
43000	CHARGES FOR CURRENT SERVICES												
116 43114	SOLID WASTE DISPOSAL FEE	0	0	0	0	0	0	0	0%	0	5,000	5,000	0%
116 43116	SURCHARGE-WASTE TIRE DISPOSAL	12,394	11,314	-1,079	105,536	45,980	68,632	22,652	49%	0	85,000	16,368	81%
116 43---	CHARGES FOR CURRENT SERVICES	12,394	11,314	-1,079	105,536	45,980	68,632	22,652	49%	0	90,000	21,368	76%
44000	TOTAL OTHER LOCAL REVENUE												
116 44110	INVESTMENT INCOME	135	2	-133	1,291	682	149	-533	-78%	0	0	-149	0%
116 44145	SALE OF RECYCLED MATERIALS	7,083	46,980	39,897	263,938	105,766	204,246	98,480	93%	0	150,000	-54,246	136%
116 44530	SALE OF EQUIPMENT	0	0	0	1,352	0	45,500	45,500	0%	0	45,500	0	100%
116 44990	OTHER LOCAL REVENUES	0	0	0	542	0	0	0	0%	0	0	0	0%
116 44---	TOTAL OTHER LOCAL REVENUE	7,218	46,982	39,764	267,123	106,448	249,895	143,447	135%	0	195,500	-54,395	128%

Fnd Acct	Description	January 2020-21	January 2021-22	Difference	2020-21 TOTALS	2020-21 YTD TOTAL	2021-22 YTD TOTAL	Y-O-Y DIFFERENCE	Y-O-Y %	OPEN Pos	2021-22 BUDGET	REMAINING BUDGET	% BUDGET USED
116	SOLID WASTE/SANITATION												
R	Revenue												
46000	STATE OF TENNESSEE												
116 46990	OTHER STATE REVENUES	0	0	0	118,913	31,216	29,204	-2,012	-6%	0	90,000	60,796	32%
116 46---	STATE OF TENNESSEE	0	0	0	118,913	31,216	29,204	-2,012	-6%	0	90,000	60,796	32%
47000	FEDERAL GOVERNMENT												
116 47301	FED CARES ACT UNEMPLOYMENT REB	0	0	0	178	178	0	-178	-100%	0	0	0	0%
116 47---	FEDERAL GOVERNMENT	0	0	0	178	178	0	-178	-100%	0	0	0	0%
49000	OTHER SOURCES (NON-REVENUE)												
116 49700	INSURANCE RECOVERY	0	0	0	0	0	4,694	4,694	0%	0	4,337	-357	108%
116 49800	TRANSFERS IN	0	0	0	150,000	0	0	0	0%	0	0	0	0%
116 49---	OTHER SOURCES (NON-REVENUE)	0	0	0	150,000	0	4,694	4,694	0%	0	4,337	-357	108%
116 -----	Revenue	123,901	186,100	62,199	1,751,047	831,932	1,092,790	260,858	31%	0	1,647,915	555,125	66%
E	Expense												
55000	PUBLIC HEALTH AND WELFARE												
116 55732	CONVENIENCE CENTERS	99,778	114,952	15,175	1,411,593	748,984	861,336	112,355	15%	33,749	1,593,496	698,412	56%
116 55759	OTHER WASTE DISPOSAL	22,741	18,429	-4,312	222,549	121,217	121,262	46	0%	4,214	206,664	81,189	61%
116 55---	PUBLIC HEALTH AND WELFARE	122,519	133,381	10,863	1,634,142	870,201	982,598	112,401	13%	37,963	1,800,160	779,601	57%
116 -----	Expense	122,519	133,381	10,863	1,634,142	870,201	982,598	112,401	13%	37,963	1,800,160	779,601	57%
116 -----	SOLID WASTE/SANITATION	1,382	52,719	51,336	116,905	-38,269	110,192	148,457	22%	-37,963	-152,245	-224,476	-47%
		=====	=====	=====	=====	=====	=====	=====	=====	=====	=====	=====	=====

Fnd Acct	Description	January 2020-21	January 2021-22	Difference	2020-21 TOTALS	2020-21 YTD TOTAL	2021-22 YTD TOTAL	Y-O-Y DIFFERENCE	Y-O-Y %	OPEN Pos	2021-22 BUDGET	REMAINING BUDGET	% BUDGET USED
122	DRUG FUND												
R	Revenue												
42000	FINES												
122 42240	DRUG CONTROL FINES	235	29	-206	3,305	908	1,276	367	40%	0	3,000	1,724	43%
122 42340	DRUG CONTROL FINES	447	245	-202	5,769	2,562	3,612	1,050	41%	0	7,000	3,388	52%
122 42---	FINES	682	274	-408	9,074	3,470	4,888	1,417	41%	0	10,000	5,112	49%
44000	TOTAL OTHER LOCAL REVENUE												
122 44110	INVESTMENT INCOME	115	2	-113	2,238	1,824	232	-1,592	-87%	0	2,000	1,768	12%
122 44530	SALE OF EQUIPMENT	0	0	0	0	0	15,105	15,105	0%	0	0	-15,105	0%
122 44990	OTHER LOCAL REVENUES	0	0	0	100	0	10,804	10,804	0%	0	0	-10,804	0%
122 44---	TOTAL OTHER LOCAL REVENUE	115	2	-113	2,338	1,824	26,141	24,317	1,333%	0	2,000	-24,141	1,307%
47000	FEDERAL GOVERNMENT												
122 47700	ASSET FORFEITURE FUNDS	0	0	0	12,446	12,446	0	-12,446	-100%	0	0	0	0%
122 47---	FEDERAL GOVERNMENT	0	0	0	12,446	12,446	0	-12,446	-100%	0	0	0	0%
122 -----	Revenue	797	276	-521	23,858	17,740	31,029	13,288	75%	0	12,000	-19,029	259%
E	Expense												
54000	PUBLIC SAFETY												
122 54150	DRUG ENFORCEMENT	57	4,668	4,611	48,046	41,237	13,181	-28,056	-68%	300	39,470	25,989	34%
122 54---	PUBLIC SAFETY	57	4,668	4,611	48,046	41,237	13,181	-28,056	-68%	300	39,470	25,989	34%
122 -----	Expense	57	4,668	4,611	48,046	41,237	13,181	-28,056	-68%	300	39,470	25,989	34%
122 -----	DRUG FUND	740	-4,392	-5,132	-24,188	-23,497	17,848	41,344	-25%	-300	-27,470	-45,018	-64%

Fnd Acct	Description	January 2020-21	January 2021-22	Difference	2020-21 TOTALS	2020-21 YTD TOTAL	2021-22 YTD TOTAL	Y-O-Y DIFFERENCE	Y-O-Y %	OPEN Pos	2021-22 BUDGET	REMAINING BUDGET	% BUDGET USED
127	ARPA - SPECIAL REVENUE												
R	Revenue												
44000	TOTAL OTHER LOCAL REVENUE												
127 44110	INVESTMENT INCOME	0	18	18	189	0	2,503	2,503	0%	0	0	-2,503	0%
127 44---	TOTAL OTHER LOCAL REVENUE	0	18	18	189	0	2,503	2,503	0%	0	0	-2,503	0%
47000	FEDERAL GOVERNMENT												
127 47901	AMERICAN RESCUE PLAN ACT	0	500	500	0	0	647,502	647,502	0%	0	922,607	275,105	70%
127 47---	FEDERAL GOVERNMENT	0	500	500	0	0	647,502	647,502	0%	0	922,607	275,105	70%
127 -----	Revenue	0	518	518	189	0	650,005	650,005	0%	0	922,607	272,602	70%
E	Expense												
58000	OTHER GENERAL GOVERNMENT												
127 58831	AMERICAN RESCUE PLAN 2021-22	0	500	500	0	0	470,860	470,860	0%	178,282	922,607	273,465	70%
127 58---	OTHER GENERAL GOVERNMENT	0	500	500	0	0	470,860	470,860	0%	178,282	922,607	273,465	70%
127 -----	Expense	0	500	500	0	0	470,860	470,860	0%	178,282	922,607	273,465	70%
127 -----	ARPA - SPECIAL REVENUE	0	18	18	189	0	179,145	179,145	0%	-178,282	0	-863	0%
=====													

Fnd	Acct	Description	January	January	Difference	2020-21	2020-21	2021-22	Y-O-Y	Y-O-Y	OPEN	2021-22	REMAINING	% BUDGET
			2020-21	2021-22		TOTALS	YTD TOTAL	YTD TOTAL	DIFFERENCE	%	Pos	BUDGET	BUDGET	USED
131		HIGHWAY FUND												
R		Revenue												
40000		TOTAL LOCAL TAXES												
131	40110	CURRENT PROPERTY TAX	467,633	481,101	13,468	4,691,394	2,856,069	2,781,528	-74,541	-3%	0	4,467,122	1,685,594	62%
131	40120	TRUSTEE COLLECTIONS - PRIOR YR	8,654	5,426	-3,228	147,419	108,144	43,716	-64,428	-60%	0	141,040	97,324	31%
131	40125	TRUSTEE COLLECTIONS - BANKRUPT	0	0	0	570	405	484	79	20%	0	1,510	1,026	32%
131	40130	COURT COLLECTIONS - PRIOR YRS	970	882	-88	35,856	21,925	13,752	-8,173	-37%	0	35,260	21,508	39%
131	40140	INTEREST AND PENALTY	1,716	1,189	-527	35,021	17,238	9,379	-7,859	-46%	0	30,220	20,841	31%
131	40161	PILOT - TVA	0	0	0	382	382	368	-14	-4%	0	360	-8	102%
131	40162	PILOT - LOCAL UTILITIES	0	0	0	80,038	0	0	0	0%	0	75,560	75,560	0%
131	40163	PILOT - OTHER	60	60	0	22,687	60	278	218	366%	0	17,000	16,722	2%
131	40270	BUSINESS TAX	7,650	5,614	-2,036	152,018	19,983	24,094	4,111	21%	0	142,830	118,736	17%
131	40280	MINERAL SEVERANCE TAX	6,349	6,730	381	20,354	11,689	16,752	5,063	43%	0	15,000	-1,752	112%
131	40320	BANK EXCISE TAX	0	0	0	31,633	0	0	0	0%	0	23,000	23,000	0%
131	40---	TOTAL LOCAL TAXES	493,032	501,002	7,970	5,217,372	3,035,895	2,890,351	-145,544	-5%	0	4,948,902	2,058,551	58%
41000		TOTAL LICENSES AND PERMITS												
131	41110	MARRIAGE LICENSE	52	36	-16	637	427	380	-47	-11%	0	500	120	76%
131	41590	OTHER PERMITS	0	0	0	100	100	0	-100	-100%	0	300	300	0%
131	41---	TOTAL LICENSES AND PERMITS	52	36	-16	737	527	380	-147	-28%	0	800	420	48%
44000		TOTAL OTHER LOCAL REVENUE												
131	44110	INVESTMENT INCOME	2,278	36	-2,242	39,409	29,750	4,430	-25,320	-85%	0	125,000	120,570	4%
131	44120	LEASE/RENTALS	13,403	14,690	1,287	146,854	82,512	89,965	7,453	9%	0	135,000	45,035	67%
131	44130	SALE OF MATERIALS AND SUPPLIES	0	0	0	3,341	639	2,052	1,413	221%	0	0	-2,052	0%
131	44170	MISCELLANEOUS REFUNDS	0	193	193	0	0	578	578	0%	0	0	-578	0%
131	44530	SALE OF EQUIPMENT	0	0	0	66,673	1,100	7,000	5,900	536%	0	0	-7,000	0%
131	44560	DAMAGES RECOVERED FROM INDIVID	0	0	0	4,370	0	0	0	0%	0	0	0	0%
131	44990	OTHER LOCAL REVENUES	0	0	0	60	39	0	-39	-100%	0	0	0	0%
131	44---	TOTAL OTHER LOCAL REVENUE	15,681	14,919	-762	260,707	114,040	104,025	-10,015	-9%	0	260,000	155,975	40%

Fnd Acct	Description	January	January	Difference	2020-21	2020-21	2021-22	Y-O-Y	Y-O-Y	OPEN	2021-22	REMAINING	% BUDGET
		2020-21	2021-22		TOTALS	YTD TOTAL	YTD TOTAL	DIFFERENCE	%	Pos	BUDGET	BUDGET	USED
131	HIGHWAY FUND												
R	Revenue												
46000	STATE OF TENNESSEE												
131 46410	BRIDGE PROGRAM	0	91,201	91,201	1,024,091	126,076	862,355	736,279	584%	0	0	-862,355	0%
131 46920	GASOLINE AND MOTOR FUEL TAX	253,237	278,821	25,584	3,215,159	1,342,329	2,021,826	679,497	51%	0	3,000,000	978,174	67%
131 46930	PETROLEUM SPECIAL TAX	7,395	7,344	-51	88,735	36,973	51,558	14,586	39%	0	88,735	37,177	58%
131 46---	STATE OF TENNESSEE	260,632	377,366	116,734	4,327,985	1,505,378	2,935,739	1,430,362	95%	0	3,088,735	152,996	95%
47000	FEDERAL GOVERNMENT												
131 47301	FED CARES ACT UNEMPLOYMENT REB	0	0	0	3,997	3,997	0	-3,997	-100%	0	0	0	0%
131 47---	FEDERAL GOVERNMENT	0	0	0	3,997	3,997	0	-3,997	-100%	0	0	0	0%
48000	OTHER GOVERNMENT AND CITIZENS												
131 48120	PAVING AND MAINTENANCE	30,000	95,092	65,092	37,820	33,115	361,880	328,765	993%	0	0	-361,880	0%
131 48---	OTHER GOVERNMENT AND CITIZENS	30,000	95,092	65,092	37,820	33,115	361,880	328,765	993%	0	0	-361,880	0%
49000	OTHER SOURCES (NON-REVENUE)												
131 49700	INSURANCE RECOVERY	0	5,075	5,075	9,425	9,295	5,075	-4,220	-45%	0	0	-5,075	0%
131 49---	OTHER SOURCES (NON-REVENUE)	0	5,075	5,075	9,425	9,295	5,075	-4,220	-45%	0	0	-5,075	0%
131 -----	Revenue	799,397	993,490	194,093	9,858,043	4,702,247	6,297,450	1,595,204	34%	0	8,298,437	2,000,987	76%
E	Expense												
58000	OTHER GENERAL GOVERNMENT												
131 58804	STATE CARES ACT FUNDING (1.9M)	0	0	0	549	549	0	-549	-100%	0	0	0	0%
131 58---	OTHER GENERAL GOVERNMENT	0	0	0	549	549	0	-549	-100%	0	0	0	0%

Fnd Acct	Description	January 2020-21	January 2021-22	Difference	2020-21 TOTALS	2020-21 YTD TOTAL	2021-22 YTD TOTAL	Y-O-Y DIFFERENCE	Y-O-Y %	OPEN Pos	2021-22 BUDGET	REMAINING BUDGET	% BUDGET USED
131	HIGHWAY FUND												
E	Expense												
61000	ADMINISTRATION												
131 61000	ADMINISTRATION	57,538	41,199	-16,338	879,614	586,398	575,483	-10,912	-2%	13,756	1,025,571	436,335	57%
131 61---	ADMINISTRATION	57,538	41,199	-16,338	879,614	586,398	575,483	-10,912	-2%	13,756	1,025,571	436,335	57%
62000	HIGHWAY AND BRIDGE MAINTENANCE												
131 62000	HIGHWAY AND BRIDGE MAINTENANCE	194,677	202,759	8,082	2,311,041	1,358,990	1,329,099	-29,894	-2%	186,776	3,251,378	1,735,506	47%
131 62---	HIGHWAY AND BRIDGE MAINTENANCE	194,677	202,759	8,082	2,311,041	1,358,990	1,329,099	-29,894	-2%	186,776	3,251,378	1,735,506	47%
63000	TOTAL 63*** ACCOUNTS												
131 63100	OPERATION AND MAINTENANCE OF E	48,300	88,099	39,798	818,173	454,239	488,044	33,808	7%	35,557	939,996	416,394	56%
131 63500	ASPHALT PLANT OPERATIONS	128,864	139,914	11,050	3,094,124	1,932,605	1,997,844	65,244	3%	312,859	3,600,042	1,289,340	64%
131 63600	TRAFFIC CONTROL	5,099	6,306	1,207	95,362	50,537	57,796	7,258	14%	0	144,388	86,593	40%
131 63---	TOTAL 63*** ACCOUNTS	182,263	234,319	52,055	4,007,659	2,437,381	2,543,684	106,310	4%	348,416	4,684,426	1,792,327	62%
68000	CAPITAL OUTLAY												
131 68000	CAPITAL OUTLAY	13,000	95,004	82,004	2,708,330	77,015	504,966	427,951	556%	1,915,979	2,719,900	298,955	89%
131 68---	CAPITAL OUTLAY	13,000	95,004	82,004	2,708,330	77,015	504,966	427,951	556%	1,915,979	2,719,900	298,955	89%
131	Expense	447,478	573,281	125,803	9,907,193	4,460,333	4,953,232	492,906	11%	2,464,927	11,681,275	4,263,123	64%
131	HIGHWAY FUND	351,919	420,209	68,290	-49,150	241,914	1,344,218	1,102,298	23%	-2,464,927	-3,382,838	-2,262,136	33%
=====													

Fnd Acct	Description	January	January	Difference	2020-21	2020-21	2021-22	Y-O-Y	Y-O-Y	OPEN	2021-22	REMAINING	% BUDGET
		2020-21	2021-22		TOTALS	YTD TOTAL	YTD TOTAL	DIFFERENCE	%	Pos	BUDGET	BUDGET	USED
151	GENERAL DEBT SERVICE FUND												
R	Revenue												
40000	TOTAL LOCAL TAXES												
151 40110	CURRENT PROPERTY TAX	1,235,886	1,318,578	82,692	12,398,689	7,548,187	7,623,445	75,258	1%	0	12,244,660	4,621,215	62%
151 40120	TRUSTEE COLLECTIONS - PRIOR YR	22,870	14,340	-8,530	389,605	285,810	115,520	-170,290	-60%	0	386,600	271,080	30%
151 40125	TRUSTEE COLLECTIONS - BANKRUPT	0	0	0	1,366	930	1,173	243	26%	0	4,150	2,977	28%
151 40130	COURT COLLECTIONS - PRIOR YRS	2,565	2,332	-232	94,762	57,945	36,344	-21,601	-37%	0	82,840	46,496	44%
151 40140	INTEREST AND PENALTY	4,535	3,140	-1,394	92,486	45,491	24,703	-20,788	-46%	0	82,840	58,137	30%
151 40161	PILOT - TVA	0	0	0	1,009	1,009	1,009	0	0%	0	990	-19	102%
151 40162	PILOT - LOCAL UTILITIES	0	0	0	211,528	0	0	0	0%	0	207,090	207,090	0%
151 40163	PILOT - OTHER	0	0	0	3,001	0	597	597	0%	0	2,760	2,163	22%
151 40266	LITIGATION TAX - JAIL	13,880	18,871	4,990	228,635	128,548	151,827	23,278	18%	0	228,000	76,173	67%
151 40270	BUSINESS TAX	20,217	15,386	-4,831	402,080	52,813	65,722	12,910	24%	0	345,150	279,428	19%
151 40320	BANK EXCISE TAX	0	0	0	83,600	0	0	0	0%	0	33,130	33,130	0%
151 40---	TOTAL LOCAL TAXES	1,299,953	1,372,647	72,695	13,906,761	8,120,733	8,020,340	-100,393	-1%	0	13,618,210	5,597,870	59%
41000	TOTAL LICENSES AND PERMITS												
151 41110	MARRIAGE LICENSE	137	100	-38	1,682	1,130	1,037	-93	-8%	0	1,380	343	75%
151 41---	TOTAL LICENSES AND PERMITS	137	100	-38	1,682	1,130	1,037	-93	-8%	0	1,380	343	75%
44000	TOTAL OTHER LOCAL REVENUE												
151 44110	INVESTMENT INCOME	3,530	36	-3,494	52,251	35,587	4,020	-31,567	-89%	0	83,000	78,980	5%
151 44---	TOTAL OTHER LOCAL REVENUE	3,530	36	-3,494	52,251	35,587	4,020	-31,567	-89%	0	83,000	78,980	5%
49000	OTHER SOURCES (NON-REVENUE)												
151 49800	TRANSFERS IN	0	260,000	260,000	92,399	0	260,000	260,000	0%	0	81,000	-179,000	321%
151 49---	OTHER SOURCES (NON-REVENUE)	0	260,000	260,000	92,399	0	260,000	260,000	0%	0	81,000	-179,000	321%
151 -----	Revenue	1,303,620	1,632,783	329,163	14,053,093	8,157,450	8,285,397	127,947	2%	0	13,783,590	5,498,193	60%

Fnd Acct	Description	January	January	Difference	2020-21	2020-21	2021-22	Y-O-Y	Y-O-Y	OPEN	2021-22	REMAINING	% BUDGET
		2020-21	2021-22		TOTALS	YTD TOTAL	YTD TOTAL	DIFFERENCE	%	Pos	BUDGET	BUDGET	USED
151	GENERAL DEBT SERVICE FUND												
E	Expense												
82000													
151 82110	GENERAL GOVERNMENT - PRINCIPAL	0	0	0	1,395,000	130,000	320,000	190,000	146%	0	1,630,000	1,310,000	20%
151 82120	HIGHWAYS AND STREETS - PRINCIPAL	0	0	0	246,566	246,566	954,547	707,981	287%	0	954,547	0	100%
151 82130	EDUCATION - PRINCIPAL	0	0	0	5,863,434	223,434	840,453	617,019	276%	0	6,655,453	5,815,000	13%
151 82210	GENERAL GOVERNMENT - INTEREST	4,363	0	-4,363	1,114,543	562,609	530,961	-31,648	-6%	0	1,057,468	526,507	50%
151 82220	HIGHWAYS AND STREETS - INTEREST	13,226	0	-13,226	30,151	30,151	18,392	-11,760	-39%	0	23,223	4,831	79%
151 82230	EDUCATION - INTEREST	13,635	0	-13,635	4,285,047	2,157,912	2,049,879	-108,033	-5%	0	4,085,783	2,035,904	50%
151 82310	GENERAL GOVERNMENT - OTHER DS	25,509	26,913	1,403	274,160	163,282	162,065	-1,217	-1%	0	281,500	119,435	58%
151 82---		56,733	26,913	-29,821	13,208,901	3,513,954	4,876,297	1,362,342	39%	0	14,687,974	9,811,677	33%
99000	OTHER USES												
151 99100	TRANSFERS OUT	0	0	0	1,000,000	0	0	0	0%	0	0	0	0%
151 99---	OTHER USES	0	0	0	1,000,000	0	0	0	0%	0	0	0	0%
151 -----	Expense	56,733	26,913	-29,821	14,208,901	3,513,954	4,876,297	1,362,342	39%	0	14,687,974	9,811,677	33%
151 -----	GENERAL DEBT SERVICE FUND	1,246,887	1,605,870	358,984	-155,808	4,643,496	3,409,100	-1,234,395	13%	0	-904,384	-4,313,484	-377%

Fnd Acct	Description	January 2020-21	January 2021-22	Difference	2020-21 TOTALS	2020-21 YTD TOTAL	2021-22 YTD TOTAL	Y-O-Y DIFFERENCE	Y-O-Y %	OPEN Pos	2021-22 BUDGET	REMAINING BUDGET	% BUDGET USED
152	RURAL DEBT SERVICE												
R	Revenue												
44000	TOTAL OTHER LOCAL REVENUE												
152 44110	INVESTMENT INCOME	4	0	-4	587	274	52	-223	-81%	0	0	-52	0%
152 44---	TOTAL OTHER LOCAL REVENUE	4	0	-4	587	274	52	-223	-81%	0	0	-52	0%
49000	OTHER SOURCES (NON-REVENUE)												
152 49800	TRANSFERS IN	260,000	0	-260,000	260,000	260,000	0	-260,000	-100%	0	260,000	260,000	0%
152 49---	OTHER SOURCES (NON-REVENUE)	260,000	0	-260,000	260,000	260,000	0	-260,000	-100%	0	260,000	260,000	0%
152 -----	Revenue	260,004	0	-260,004	260,587	260,274	52	-260,223	-100%	0	260,000	259,948	0%
E	Expense												
82000													
152 82130	EDUCATION - PRINCIPAL	0	0	0	220,000	220,000	1,195,000	975,000	443%	0	1,195,000	0	100%
152 82230	EDUCATION - INTEREST	17,350	0	-17,350	38,000	38,000	24,570	-13,430	-35%	0	31,325	6,755	78%
152 82---		17,350	0	-17,350	258,000	258,000	1,219,570	961,570	373%	0	1,226,325	6,755	99%
152 -----	Expense	17,350	0	-17,350	258,000	258,000	1,219,570	961,570	373%	0	1,226,325	6,755	99%
152 -----	RURAL DEBT SERVICE	242,654	0	-242,654	2,587	2,274	-1,219,518	-1,221,793	135%	0	-966,325	253,193	126%
=====													

Fnd Acct	Description	January	January	Difference	2020-21	2020-21	2021-22	Y-O-Y	Y-O-Y	OPEN	2021-22	REMAINING	% BUDGET
		2020-21	2021-22		TOTALS	YTD TOTAL	YTD TOTAL	DIFFERENCE	%	Pos	BUDGET	BUDGET	USED
171	GENERAL CAPITAL PROJECTS FUND												
R	Revenue												
40000	TOTAL LOCAL TAXES												
171 40110	CURRENT PROPERTY TAX	100,209	106,913	6,704	976,740	615,080	618,122	3,042	0%	0	992,820	374,698	62%
171 40120	TRUSTEE COLLECTIONS - PRIOR YR	12,360	1,166	-11,193	210,558	154,489	9,437	-145,052	-94%	0	31,340	21,903	30%
171 40125	TRUSTEE COLLECTIONS - BANKRUPT	0	0	0	898	667	809	142	21%	0	340	-469	238%
171 40130	COURT COLLECTIONS - PRIOR YRS	1,386	189	-1,197	51,223	31,322	7,954	-23,368	-75%	0	6,720	-1,234	118%
171 40140	INTEREST AND PENALTY	2,449	259	-2,190	43,003	24,646	3,614	-21,032	-85%	0	6,720	3,106	54%
171 40161	PILOT - TVA	0	0	0	82	82	82	0	0%	0	80	-2	102%
171 40162	PILOT - LOCAL UTILITIES	0	0	0	17,151	0	0	0	0%	0	16,790	16,790	0%
171 40163	PILOT - OTHER	0	0	0	647	404	48	-355	-88%	0	220	172	22%
171 40270	BUSINESS TAX	1,639	1,247	-392	32,601	4,282	5,329	1,047	24%	0	27,990	22,661	19%
171 40320	BANK EXCISE TAX	0	0	0	6,778	0	0	0	0%	0	2,690	2,690	0%
171 40---	TOTAL LOCAL TAXES	118,043	109,774	-8,268	1,339,681	830,972	645,395	-185,576	-22%	0	1,085,710	440,315	59%
41000	TOTAL LICENSES AND PERMITS												
171 41110	MARRIAGE LICENSE	11	8	-3	144	180	84	-95	-53%	0	110	26	76%
171 41---	TOTAL LICENSES AND PERMITS	11	8	-3	144	180	84	-95	-53%	0	110	26	76%
44000	TOTAL OTHER LOCAL REVENUE												
171 44110	INVESTMENT INCOME	3,957	65	-3,891	72,704	55,344	8,133	-47,212	-85%	0	24,000	15,867	34%
171 44120	LEASE/RENTALS	0	0	0	53,250	0	0	0	0%	0	59,250	59,250	0%
171 44---	TOTAL OTHER LOCAL REVENUE	3,957	65	-3,891	125,954	55,344	8,133	-47,212	-85%	0	83,250	75,117	10%
46000	STATE OF TENNESSEE												
171 46310	HEALTH DEPARTMENT PROGRAMS	0	0	0	278,000	237,461	0	-237,461	-100%	0	0	0	0%
171 46---	STATE OF TENNESSEE	0	0	0	278,000	237,461	0	-237,461	-100%	0	0	0	0%

Fnd Acct	Description	January 2020-21	January 2021-22	Difference	2020-21 TOTALS	2020-21 YTD TOTAL	2021-22 YTD TOTAL	Y-O-Y DIFFERENCE	Y-O-Y %	OPEN Pos	2021-22 BUDGET	REMAINING BUDGET	% BUDGET USED
171	GENERAL CAPITAL PROJECTS FUND												
R	Revenue												
48000	OTHER GOVERNMENT AND CITIZENS												
171 48130	CONTRIBUTIONS	17,619	0	-17,619	70,476	17,619	0	-17,619	-100%	0	0	0	0%
171 48---	OTHER GOVERNMENT AND CITIZENS	17,619	0	-17,619	70,476	17,619	0	-17,619	-100%	0	0	0	0%
49000	OTHER SOURCES (NON-REVENUE)												
171 49800	TRANSFERS IN	17,400	0	-17,400	17,400	17,400	0	-17,400	-100%	0	161,462	161,462	0%
171 49---	OTHER SOURCES (NON-REVENUE)	17,400	0	-17,400	17,400	17,400	0	-17,400	-100%	0	161,462	161,462	0%
171 -----	Revenue	157,030	109,847	-47,181	1,831,655	1,158,976	653,612	-505,363	-44%	0	1,330,532	676,920	49%
E	Expense												
58000	OTHER GENERAL GOVERNMENT												
171 58804	STATE CARES ACT FUNDING (1.9M)	0	0	0	127,039	127,039	0	-127,039	-100%	0	0	0	0%
171 58---	OTHER GENERAL GOVERNMENT	0	0	0	127,039	127,039	0	-127,039	-100%	0	0	0	0%
91000													
171 91110	GENERAL ADMINISTRATION PROJECT	2,324	2,680	356	291,562	75,767	143,313	67,545	89%	17,965	1,573,000	1,411,723	10%
171 91130	PUBLIC SAFETY PROJECTS	0	569,963	569,963	1,481,581	1,142,531	944,644	-197,887	-17%	1,793,245	3,313,000	575,111	83%
171 91140	PUBLIC HEALTH AND WELFARE PROJ	0	0	0	0	0	239,189	239,189	0%	151,651	783,000	392,160	50%
171 91150	SOCIAL, CULTURAL AND RECREATIO	1,000	95,092	94,092	1,000	1,000	95,092	94,092	9,409%	10,000	2,141,000	2,035,908	5%
171 91---		3,324	667,735	664,411	1,774,143	1,219,298	1,422,238	202,939	17%	1,972,861	7,810,000	4,414,902	43%
95000	CAPITAL PROJECTS - DONATED												
171 95900	CAP PROJ - DONATED TO OTHERS	0	0	0	6,816	0	0	0	0%	0	0	0	0%
171 95---	CAPITAL PROJECTS - DONATED	0	0	0	6,816	0	0	0	0%	0	0	0	0%

Fnd Acct	Description	January	January		2020-21	2020-21	2021-22	Y-O-Y	Y-O-Y	OPEN	2021-22	REMAINING	% BUDGET
		2020-21	2021-22	Difference	TOTALS	YTD TOTAL	YTD TOTAL	DIFFERENCE	%	Pos	BUDGET	BUDGET	USED
171	GENERAL CAPITAL PROJECTS FUND												
E	Expense												
99000	OTHER USES												
171 99100	TRANSFERS OUT	0	0	0	750,000	0	0	0	0%	0	1,755,462	1,755,462	0%
171 99---	OTHER USES	0	0	0	750,000	0	0	0	0%	0	1,755,462	1,755,462	0%
171 -----	Expense	3,324	667,735	664,411	2,657,998	1,346,337	1,422,238	75,900	6%	1,972,861	9,565,462	6,170,364	35%
171 -----	GENERAL CAPITAL PROJECTS FUND	153,706	-557,888	-711,592	-826,343	-187,361	-768,626	-581,263	-17%	-1,972,861	-8,234,930	-5,493,444	33%
=====													

Fnd Acct	Description	January 2020-21	January 2021-22	Difference	2020-21 TOTALS	2020-21 YTD TOTAL	2021-22 YTD TOTAL	Y-O-Y DIFFERENCE	Y-O-Y %	OPEN Pos	2021-22 BUDGET	REMAINING BUDGET	% BUDGET USED
177	EDUCATION CAPITAL PROJECTS												
R	Revenue												
40000	TOTAL LOCAL TAXES												
177 40110	CURRENT PROPERTY TAX	567,836	605,833	37,997	5,725,338	3,465,110	3,502,661	37,551	1%	0	5,625,930	2,123,269	62%
177 40120	TRUSTEE COLLECTIONS - PRIOR YR	0	6,585	6,585	0	0	52,988	52,988	0%	0	177,610	124,622	30%
177 40125	TRUSTEE COLLECTIONS - BANKRUPT	0	0	0	0	0	0	0	0%	0	1,910	1,910	0%
177 40130	COURT COLLECTIONS - PRIOR YRS	0	1,072	1,072	0	0	11,691	11,691	0%	0	38,060	26,369	31%
177 40140	INTEREST AND PENALTY	0	1,441	1,440	7,041	3	9,842	9,839	???????	0	38,060	28,218	26%
177 40161	PILOT - TVA	0	0	0	464	464	464	0	0%	0	460	-4	101%
177 40162	PILOT - LOCAL UTILITIES	0	0	0	97,189	0	0	0	0%	0	95,150	95,150	0%
177 40163	PILOT - OTHER	0	0	0	1,379	0	274	274	0%	0	1,270	996	22%
177 40270	BUSINESS TAX	9,289	7,069	-2,220	184,740	24,265	30,197	5,931	24%	0	158,580	128,383	19%
177 40320	BANK EXCISE TAX	0	0	0	38,411	0	0	0	0%	0	15,220	15,220	0%
177 40---	TOTAL LOCAL TAXES	577,125	622,000	44,874	6,054,562	3,489,842	3,608,117	118,274	3%	0	6,152,250	2,544,133	59%
41000	TOTAL LICENSES AND PERMITS												
177 41110	MARRIAGE LICENSE	63	46	-17	671	337	476	140	41%	0	630	154	76%
177 41---	TOTAL LICENSES AND PERMITS	63	46	-17	671	337	476	140	41%	0	630	154	76%
44000	TOTAL OTHER LOCAL REVENUE												
177 44110	INVESTMENT INCOME	0	0	0	1	0	0	0	0%	0	6,000	6,000	0%
177 44---	TOTAL OTHER LOCAL REVENUE	0	0	0	1	0	0	0	0%	0	6,000	6,000	0%
48000	OTHER GOVERNMENT AND CITIZENS												
177 48990	OTHER REVENUE	0	0	0	54,000	0	0	0	0%	0	0	0	0%
177 48---	OTHER GOVERNMENT AND CITIZENS	0	0	0	54,000	0	0	0	0%	0	0	0	0%
49000	OTHER SOURCES (NON-REVENUE)												
177 49200	NOTES ISSUED	0	0	0	0	0	0	0	0%	0	2,327,736	2,327,736	0%
177 49---	OTHER SOURCES (NON-REVENUE)	0	0	0	0	0	0	0	0%	0	2,327,736	2,327,736	0%

Fnd Acct	Description	January 2020-21	January 2021-22	Difference	2020-21 TOTALS	2020-21 YTD TOTAL	2021-22 YTD TOTAL	Y-O-Y DIFFERENCE	Y-O-Y %	OPEN Pos	2021-22 BUDGET	REMAINING BUDGET	% BUDGET USED
177	EDUCATION CAPITAL PROJECTS												
R	Revenue												
00000													
177	----- Revenue	577,188	622,046	44,857	6,109,234	3,490,179	3,608,593	118,414	3%	0	8,486,616	4,878,023	43%
E	Expense												
91000													
177	91300 EDUCATION CAPITAL PROJECTS	4,145	1,097,949	1,093,804	2,090,871	79,214	1,157,255	1,078,040	1,361%	2,343,145	8,861,898	5,361,498	39%
177	91---	4,145	1,097,949	1,093,804	2,090,871	79,214	1,157,255	1,078,040	1,361%	2,343,145	8,861,898	5,361,498	39%
95000	CAPITAL PROJECTS - DONATED												
177	95100 CAP PROJ - DONATED TO SCHOOLS	0	0	0	1,160,045	639,827	639,961	134	0%	0	1,586,000	946,039	40%
177	95--- CAPITAL PROJECTS - DONATED	0	0	0	1,160,045	639,827	639,961	134	0%	0	1,586,000	946,039	40%
99000	OTHER USES												
177	99100 TRANSFERS OUT	0	0	0	250,000	0	0	0	0%	0	0	0	0%
177	99--- OTHER USES	0	0	0	250,000	0	0	0	0%	0	0	0	0%
177	----- Expense	4,145	1,097,949	1,093,804	3,500,916	719,041	1,797,216	1,078,174	150%	2,343,145	10,447,898	6,307,537	40%
177	----- EDUCATION CAPITAL PROJECTS	573,043	-475,903	-1,048,947	2,608,318	2,771,138	1,811,377	-959,760	28%	-2,343,145	-1,961,282	-1,429,514	27%
		=====	=====	=====	=====	=====	=====	=====	=====	=====	=====	=====	=====

Fnd Acct	Description	January 2020-21	January 2021-22	Difference	2020-21 TOTALS	2020-21 YTD TOTAL	2021-22 YTD TOTAL	Y-O-Y DIFFERENCE	Y-O-Y %	OPEN Pos	2021-22 BUDGET	REMAINING BUDGET	% BUDGET USED
263	SELF-INSURANCE FUND												
R	Revenue												
43000	CHARGES FOR CURRENT SERVICES												
263 43101	SELF-INSURANCE PREMIUMS/CONTRI	539,121	532,817	-6,304	6,417,983	3,744,593	3,766,293	21,701	1%	0	6,823,122	3,056,829	55%
263 43---	CHARGES FOR CURRENT SERVICES	539,121	532,817	-6,304	6,417,983	3,744,593	3,766,293	21,701	1%	0	6,823,122	3,056,829	55%
44000	TOTAL OTHER LOCAL REVENUE												
263 44110	INVESTMENT INCOME	1,322	20	-1,303	25,624	20,710	2,701	-18,010	-87%	0	12,000	9,299	23%
263 44160	RETIREE INSURANCE PAYMENTS	5,865	6,313	448	56,123	31,990	34,829	2,839	9%	0	55,000	20,171	63%
263 44---	TOTAL OTHER LOCAL REVENUE	7,187	6,333	-855	81,747	52,700	37,530	-15,171	-29%	0	67,000	29,470	56%
263 -----	Revenue	546,308	539,150	-7,159	6,499,730	3,797,293	3,803,823	6,530	0%	0	6,890,122	3,086,299	55%
E	Expense												
58000	OTHER GENERAL GOVERNMENT												
263 58600	EMPLOYEE BENEFITS	486,572	584,209	97,638	6,196,838	3,369,896	3,596,989	227,094	7%	4,221	7,132,752	3,531,542	50%
263 58---	OTHER GENERAL GOVERNMENT	486,572	584,209	97,638	6,196,838	3,369,896	3,596,989	227,094	7%	4,221	7,132,752	3,531,542	50%
263 -----	Expense	486,572	584,209	97,638	6,196,838	3,369,896	3,596,989	227,094	7%	4,221	7,132,752	3,531,542	50%
263 -----	SELF-INSURANCE FUND	59,736	-45,059	-104,797	302,892	427,397	206,834	-220,564	3%	-4,221	-242,630	-445,243	-84%
		=====	=====	=====	=====	=====	=====	=====	=====	=====	=====	=====	=====

Number of Accounts: 1596

\*\*\*\*\* End of report \*\*\*\*\*

# Revenue Comparison

Fnd Acct	Description	2020-21	2021-22	2020-21	2021-22	YTD INCREASE	2021-22	2020-21	2021-22
		January	January	YTD	YTD	(DECREASE)	BUDGET	BUDGET %	BUDGET %
101	GENERAL FUND								
40000	TOTAL LOCAL TAXES								
101 40110	CURRENT PROPERTY TAX	2,237,949	2,387,686	13,668,317	13,804,579	136,261	22,172,770	62%	62%
101 40120	TRUSTEE COLLECTIONS - PRIOR YR	41,410	25,967	517,540	209,197	-308,343	700,000	74%	30%
101 40125	TRUSTEE COLLECTIONS - BANKRUPT	0	0	1,924	2,317	393	7,500	19%	31%
101 40130	COURT COLLECTIONS - PRIOR YRS	4,644	4,223	104,928	65,812	-39,116	150,000	52%	44%
101 40140	INTEREST AND PENALTY	8,210	5,689	82,488	44,878	-37,609	150,000	52%	30%
101 40161	PILOT - TVA	0	0	1,827	1,827	0	1,800	102%	102%
101 40162	PILOT - LOCAL UTILITIES	0	0	0	0	0	375,000	0%	0%
101 40163	PILOT - OTHER	0	0	0	1,082	1,082	5,000	0%	22%
101 40210	LOCAL OPTION SALES TAX	1,615	1,604	8,074	11,260	3,185	18,000	45%	63%
101 40250	LITIGATION TAX - GENERAL	7,342	10,568	70,910	85,984	15,074	213,000	37%	40%
101 40260	LITIGATION TAX - SPECIAL PURPO	867	1,155	7,971	9,260	1,288	12,000	0%	77%
101 40268	LITIGATION TAX - COURT SECURIT	9,291	12,437	84,376	101,318	16,942	267,000	35%	38%
101 40270	BUSINESS TAX	36,609	27,860	95,634	119,011	23,377	650,000	16%	18%
101 40320	BANK EXCISE TAX	0	0	0	0	0	60,000	0%	0%
101 40330	WHOLESALE BEER TAX	30,379	25,883	240,539	221,362	-19,176	375,000	70%	59%
101 40390	OTHER STATUTORY LOCAL TAXES	5,033	7,508	49,350	61,759	12,409	95,000	30%	65%
101 40---	TOTAL LOCAL TAXES	2,383,349	2,510,580	14,933,878	14,739,646	-194,233	25,252,070	60%	58%
41000	TOTAL LICENSES AND PERMITS								
101 41110	MARRIAGE LICENSE	249	181	2,046	1,877	-169	2,500	82%	75%
101 41140	CABLE TV FRANCHISE	0	0	3,683	6,875	3,191	520,000	1%	1%
101 41520	BUILDING PERMITS	16,689	32,573	205,988	230,404	24,416	275,000	103%	84%
101 41590	OTHER PERMITS	0	105	14,115	3,540	-10,575	20,000	118%	18%
101 41---	TOTAL LICENSES AND PERMITS	16,938	32,859	225,832	242,696	16,863	817,500	31%	30%
42000	FINES								
101 42110	FINES	1,286	1,270	8,339	10,389	2,050	17,000	0%	61%
101 42210	FINES	229	12	1,926	1,294	-632	5,000	52%	26%
101 42220	OFFICERS COSTS	0	0	6,263	0	-6,263	38,000	15%	0%
101 42241	DRUG COURT FEES	0	15	415	608	192	2,000	22%	30%
101 42250	JAIL FEES	684	498	10,130	6,892	-3,238	20,000	77%	34%
101 42280	DUI TREATMENT FINES	95	202	1,235	677	-558	2,000	124%	34%
101 42290	DATA ENTRY FEE -CRIMINAL COURT	409	453	4,290	3,345	-946	8,000	52%	42%
101 42291	COURTROOM SECURITY FEE	1,508	1,695	14,132	13,015	-1,117	30,000	46%	43%
101 42292	VICTIMS ASSISTANCE ASSESSMENTS	299	210	3,104	2,624	-480	4,000	78%	66%
101 42310	FINES	1,174	10,654	80,948	60,288	-20,660	100,000	124%	60%
101 42320	OFFICERS COSTS	3,857	4,376	38,664	40,473	1,809	104,000	40%	39%
101 42330	GAME AND FISH FINES	0	23	54	74	20	200	18%	37%
101 42341	DRUG COURT FEES	480	280	4,283	3,470	-813	11,000	52%	32%
101 42350	JAIL FEES	6,098	6,023	52,552	58,580	6,029	116,000	38%	51%
101 42380	DUI TREATMENT FINES	543	831	7,957	9,501	1,544	16,000	58%	59%
101 42390	DATA ENTRY FEE-GENERAL SESSION	1,307	1,906	13,006	15,322	2,316	44,000	31%	35%
101 42391	COURTROOM SECURITY FEE	215	281	2,112	2,028	-84	5,000	56%	41%
101 42392	VICTIMS ASSISTANCE ASSESSMENTS	1,863	1,942	19,937	23,388	3,451	41,000	49%	57%
101 42410	FINES	10	0	146	372	226	1,000	49%	37%
101 42420	OFFICERS COSTS	138	333	888	3,796	2,908	2,000	74%	190%
101 42490	DATA ENTRY FEE-JUVENILE COURT	24	176	782	1,192	410	2,000	49%	60%
101 42491	COURTROOM SECURITY FEE	0	0	0	2	2	0	0%	0%
101 42520	OFFICERS COST	160	89	1,405	1,533	129	5,000	23%	31%
101 42530	DATA ENTRY FEE-CHANCERY COURT	412	330	3,054	2,901	-153	6,000	76%	48%

Fnd Acct	Description	2020-21 January	2021-22 January	2020-21 YTD	2021-22 YTD	YTD INCREASE (DECREASE)	2021-22 BUDGET	2020-21 BUDGET %	2021-22 BUDGET %
101	GENERAL FUND								
42000	FINES								
101 42591	COURTROOM SECURITY FEE	24	46	202	96	-106	1,000	40%	10%
101 42610	FINES	4,313	3,833	23,777	28,176	4,399	52,000	47%	54%
101 42910	PROCEEDS FROM CONFISCATED PROP	0	0	0	23,269	23,269	0	0%	0%
101 42---	FINES	25,128	35,478	299,601	313,305	13,704	632,200	52%	50%
43000	CHARGES FOR CURRENT SERVICES								
101 43170	WORK RELEASE CHARGES FOR BOARD	0	0	0	0	0	1,000	0%	0%
101 43190	OTHER GENERAL SERVICES	0	0	84	0	-84	0	0%	0%
101 43350	COPY FEES	39	335	683	899	217	1,000	68%	90%
101 43360	LIBRARY FEES	0	735	0	6,436	6,436	21,000	0%	31%
101 43365	ARCHIVES & RECORDS MANAGEMENT	17,767	18,716	163,027	155,056	-7,971	242,000	68%	64%
101 43370	TELEPHONE COMMISSIONS	11,514	9,343	90,414	141,535	51,121	166,000	53%	85%
101 43382	ELECTRONIC CITATION FEE	68	219	1,021	1,485	464	1,500	0%	99%
101 43392	DATA PROCESSING FEE - REGISTER	4,126	4,086	29,219	30,992	1,773	42,000	73%	74%
101 43394	DATA PROCESSING FEE - SHERIFF	227	294	2,601	2,625	23	6,000	33%	44%
101 43395	SEXUAL OFFENDER REGISTR FEE	0	600	1,950	2,400	450	3,000	15%	80%
101 43396	DATA PROCESSING FEE-COUNTY CLE	813	495	7,329	6,021	-1,308	12,000	61%	50%
101 43397	SUBS/DOC RETRIEVAL FEE - CIRCU	200	200	5,000	4,800	-200	7,000	71%	69%
101 43399	VEH INS COVERAGE & REINSTATEME	530	610	4,045	3,380	-665	4,000	116%	85%
101 43990	OTHER CHARGES FOR SERVICES	0	0	0	590	590	90,000	0%	1%
101 43---	CHARGES FOR CURRENT SERVICES	35,284	35,633	305,373	356,219	50,846	596,500	49%	60%
44000	TOTAL OTHER LOCAL REVENUE								
101 44110	INVESTMENT INCOME	6,151	111	73,797	11,859	-61,938	315,000	23%	4%
101 44120	LEASE/RENTALS	9,239	9,052	35,845	63,365	27,521	62,500	57%	101%
101 44130	SALE OF MATERIALS AND SUPPLIES	0	0	0	873	873	0	0%	0%
101 44131	COMMISSARY SALES	0	0	35,376	28,713	-6,662	50,000	71%	57%
101 44170	MISCELLANEOUS REFUNDS	1,191	947	21,625	16,414	-5,211	25,000	87%	66%
101 44180	EXPENDITURE CREDITS	0	0	0	5	5	0	0%	0%
101 44530	SALE OF EQUIPMENT	2,256	0	2,256	5,250	2,994	0	0%	0%
101 44540	SALE OF PROPERTY	0	0	0	37,223	37,223	0	0%	0%
101 44990	OTHER LOCAL REVENUES	0	0	-39	0	39	0	0%	0%
101 44---	TOTAL OTHER LOCAL REVENUE	18,837	10,110	168,860	163,702	-5,156	452,500	37%	36%
45000	FEES RECEIVED FROM COUNTY OFFI								
101 45510	COUNTY CLERK	88,997	84,604	887,782	806,287	-81,496	1,400,000	71%	58%
101 45520	CIRCUIT COURT CLERK	39,727	39,453	369,987	288,138	-81,849	675,000	51%	43%
101 45540	GENERAL SESSIONS COURT CLERK	47,038	54,524	487,382	485,347	-2,035	1,020,000	44%	48%
101 45550	CLERK AND MASTER	23,294	21,266	225,806	209,532	-16,274	450,000	50%	47%
101 45560	JUVENILE COURT CLERK	599	1,985	9,026	12,336	3,311	15,000	60%	82%
101 45580	REGISTER	116,741	88,824	550,949	580,292	29,342	720,000	92%	81%
101 45610	TRUSTEE	610,391	631,129	1,313,633	1,337,950	24,318	2,350,000	56%	57%
101 45---	FEES RECEIVED FROM COUNTY OFFI	926,787	921,785	3,844,565	3,719,882	-124,683	6,630,000	59%	56%

Fnd Acct	Description	2020-21	2021-22	2020-21	2021-22	YTD INCREASE	2021-22	2020-21	2021-22
		January	January	YTD	YTD	(DECREASE)	BUDGET	BUDGET %	BUDGET %
101	GENERAL FUND								
46000	STATE OF TENNESSEE								
101 46110	JUVENILE SERVICES PROGRAM	1,800	6,570	1,800	6,570	4,770	18,800	10%	35%
101 46190	OTHER GENERAL GOVERNMENT GRANT	0	0	-1,764	0	1,764	0	0%	0%
101 46210	LAW ENFORCEMENT TRAINING PROGR	0	0	0	0	0	76,000	0%	0%
101 46310	HEALTH DEPARTMENT PROGRAMS	63,723	59,156	451,549	419,888	-31,661	1,159,561	39%	36%
101 46430	LITTER PROGRAM	2,605	2,608	58,714	31,284	-27,430	72,000	82%	43%
101 46820	INCOME TAX	0	0	62,317	48,683	-13,634	60,000	104%	81%
101 46830	BEER TAX	0	0	9,569	10,196	627	20,000	48%	51%
101 46835	VEHICLE CERT OF TITLE FEE	1,345	1,566	11,723	11,987	264	17,000	69%	71%
101 46840	ALCOHOLIC BEVERAGE TAX	26	136	56,858	84,187	27,329	180,000	32%	47%
101 46845	OPIOID SETTLEMENT FUNDS	0	0	0	4,148,454	4,148,454	0	0%	0%
101 46852	STATE REVENUE SHARING - TELECO	21,607	21,611	117,002	149,557	32,555	230,000	51%	65%
101 46855	SPORTS BETTING TAX	0	0	0	22,516	22,516	0	0%	0%
101 46915	CONTRACTED PRISONER BOARDING	0	141,141	539,370	621,114	81,744	1,800,000	27%	35%
101 46960	REGISTRAR SALARY SUPP - ELECT	3,791	3,791	7,582	7,582	0	15,200	50%	50%
101 46980	OTHER STATE GRANTS	0	7,073	16,170	903,838	887,668	1,913,282	44%	47%
101 46990	OTHER STATE REVENUES	1,865	0	2,444,322	547,714	-1,896,608	660,000	344%	83%
101 46---	STATE OF TENNESSEE	96,762	243,652	3,775,212	7,013,570	3,238,358	6,221,843	82%	113%
47000	FEDERAL GOVERNMENT								
101 47220	CIVIL DEFENSE REIMBURSEMENT	0	0	0	0	0	62,500	0%	0%
101 47235	HOMELAND SECURITY GRANTS	0	0	0	0	0	128,000	0%	0%
101 47250	LAW ENFORCEMENT GRANTS	0	0	2,337	0	-2,337	0	16%	0%
101 47301	FED CARES ACT UNEMPLOYMENT REB	0	0	8,818	3,984	-4,833	0	0%	0%
101 47302	STAFFORD ACT FEMA 75%	0	0	-67,496	0	67,496	0	0%	0%
101 47304	STATE CARES ACT FUNDING (1.9M)	461,471	0	1,929,105	0	-1,929,105	0	100%	0%
101 47307	CESF VIDEO ARRAIGNMENT GRANT	0	87,031	0	87,031	87,031	100,000	0%	87%
101 47590	OTHER FEDERAL THROUGH STATE	0	0	0	0	0	48,952	0%	0%
101 47700	ASSET FORFEITURE FUNDS	0	0	0	9,592	9,592	0	0%	0%
101 47990	OTHER DIRECT FEDERAL REVENUE	164,280	118,395	527,286	662,419	135,132	1,252,000	39%	53%
101 47---	FEDERAL GOVERNMENT	625,751	205,426	2,400,050	763,026	-1,637,024	1,591,452	67%	48%
48000	OTHER GOVERNMENT AND CITIZENS								
101 48130	CONTRIBUTIONS	0	0	0	0	0	13,500	0%	0%
101 48140	CONTRACTED SERVICES	0	0	142,599	145,936	3,337	140,000	108%	104%
101 48990	OTHER REVENUE	0	0	8,750	8,750	0	0	25%	0%
101 48---	OTHER GOVERNMENT AND CITIZENS	0	0	151,349	154,686	3,337	153,500	84%	101%
49000	OTHER SOURCES (NON-REVENUE)								
101 49600	PROCEEDS FROM SALE OF CAPITAL	0	0	0	399,800	399,800	0	0%	0%
101 49700	INSURANCE RECOVERY	0	0	3,818	6,473	2,655	6,472	0%	100%
101 49800	TRANSFERS IN	0	0	0	0	0	2,050,000	0%	0%
101 49810	CITY GENERAL FUND TRANSFER	0	18,112	81,587	25,362	-56,225	95,720	48%	26%
101 49951	RESERVE-DATA PROC.FEE (REG OF	0	0	0	0	0	5,000	0%	0%
101 49997	COMMITTED- ETSU PERF ART CTR	0	0	0	0	0	100,000	0%	0%
101 49---	OTHER SOURCES (NON-REVENUE)	0	18,112	85,405	431,635	346,230	2,257,192	4%	19%
101 ----	GENERAL FUND	4,128,836	4,013,635	26,190,125	27,898,367	1,708,242	44,604,757	59%	63%

Fnd Acct	Description	2020-21	2021-22	2020-21	2021-22	YTD INCREASE	2021-22	2020-21	2021-22
		January	January	YTD	YTD	(DECREASE)	BUDGET	BUDGET %	BUDGET %
116	SOLID WASTE/SANITATION								
40000	TOTAL LOCAL TAXES								
116 40110	CURRENT PROPERTY TAX	100,209	124,733	612,022	721,137	109,115	1,158,288	62%	62%
116 40120	TRUSTEE COLLECTIONS - PRIOR YR	1,854	1,163	23,175	9,366	-13,809	36,570	75%	26%
116 40125	TRUSTEE COLLECTIONS - BANKRUPT	0	0	72	93	20	390	14%	24%
116 40130	COURT COLLECTIONS - PRIOR YRS	208	189	4,698	2,947	-1,751	9,140	52%	32%
116 40140	INTEREST AND PENALTY	368	255	3,687	2,002	-1,685	7,840	51%	26%
116 40161	PILOT - TVA	0	0	82	95	14	90	82%	106%
116 40162	PILOT - LOCAL UTILITIES	0	0	0	0	0	19,590	0%	0%
116 40163	PILOT - OTHER	0	0	0	57	57	260	0%	22%
116 40270	BUSINESS TAX	1,639	1,455	4,282	4,572	290	32,650	16%	14%
116 40320	BANK EXCISE TAX	0	0	0	0	0	3,130	0%	0%
116 40---	TOTAL LOCAL TAXES	104,278	127,795	648,018	740,269	92,251	1,267,948	60%	58%
41000	TOTAL LICENSES AND PERMITS								
116 41110	MARRIAGE LICENSE	11	9	92	96	4	130	92%	74%
116 41---	TOTAL LICENSES AND PERMITS	11	9	92	96	4	130	92%	74%
43000	CHARGES FOR CURRENT SERVICES								
116 43114	SOLID WASTE DISPOSAL FEE	0	0	0	0	0	5,000	0%	0%
116 43116	SURCHARGE-WASTE TIRE DISPOSAL	12,394	11,314	45,980	68,632	22,652	85,000	51%	81%
116 43---	CHARGES FOR CURRENT SERVICES	12,394	11,314	45,980	68,632	22,652	90,000	50%	76%
44000	TOTAL OTHER LOCAL REVENUE								
116 44110	INVESTMENT INCOME	135	2	682	149	-533	0	13%	0%
116 44145	SALE OF RECYCLED MATERIALS	7,083	46,980	105,766	204,246	98,480	150,000	106%	136%
116 44530	SALE OF EQUIPMENT	0	0	0	45,500	45,500	45,500	0%	100%
116 44---	TOTAL OTHER LOCAL REVENUE	7,218	46,982	106,448	249,895	143,447	195,500	101%	128%
46000	STATE OF TENNESSEE								
116 46990	OTHER STATE REVENUES	0	0	31,216	29,204	-2,012	90,000	35%	32%
116 46---	STATE OF TENNESSEE	0	0	31,216	29,204	-2,012	90,000	35%	32%
47000	FEDERAL GOVERNMENT								
116 47301	FED CARES ACT UNEMPLOYMENT REB	0	0	178	0	-178	0	0%	0%
116 47---	FEDERAL GOVERNMENT	0	0	178	0	-178	0	0%	0%
49000	OTHER SOURCES (NON-REVENUE)								
116 49700	INSURANCE RECOVERY	0	0	0	4,694	4,694	4,337	0%	108%
116 49---	OTHER SOURCES (NON-REVENUE)	0	0	0	4,694	4,694	4,337	0%	108%
116 -----	SOLID WASTE/SANITATION	123,901	186,100	831,932	1,092,790	260,858	1,647,915	55%	66%

Fnd Acct	Description	2020-21 January	2021-22 January	2020-21 YTD	2021-22 YTD	YTD INCREASE (DECREASE)	2021-22 BUDGET	2020-21 BUDGET %	2021-22 BUDGET %
122	DRUG FUND								
42000	FINES								
122 42240	DRUG CONTROL FINES	235	29	908	1,276	367	3,000	30%	43%
122 42340	DRUG CONTROL FINES	447	245	2,562	3,612	1,050	7,000	37%	52%
122 42---	FINES	682	274	3,470	4,888	1,417	10,000	17%	49%
44000	TOTAL OTHER LOCAL REVENUE								
122 44110	INVESTMENT INCOME	115	2	1,824	232	-1,592	2,000	26%	12%
122 44530	SALE OF EQUIPMENT	0	0	0	15,105	15,105	0	0%	0%
122 44990	OTHER LOCAL REVENUES	0	0	0	10,804	10,804	0	0%	0%
122 44---	TOTAL OTHER LOCAL REVENUE	115	2	1,824	26,141	24,317	2,000	13%	1,307%
47000	FEDERAL GOVERNMENT								
122 47700	ASSET FORFEITURE FUNDS	0	0	12,446	0	-12,446	0	0%	0%
122 47---	FEDERAL GOVERNMENT	0	0	12,446	0	-12,446	0	0%	0%
122 -----	DRUG FUND	797	276	17,740	31,029	13,288	12,000	52%	259%
		=====	=====	=====	=====	=====	=====	=====	=====

Fnd Acct	Description	2020-21	2021-22	2020-21	2021-22	YTD INCREASE	2021-22	2020-21	2021-22
		January	January	YTD	YTD	(DECREASE)	BUDGET	BUDGET %	BUDGET %
127	ARPA - SPECIAL REVENUE								
44000	TOTAL OTHER LOCAL REVENUE								
127 44110	INVESTMENT INCOME	0	18	0	2,503	2,503	0	0%	0%
127 44---	TOTAL OTHER LOCAL REVENUE	0	18	0	2,503	2,503	0	0%	0%
47000	FEDERAL GOVERNMENT								
127 47901	AMERICAN RESCUE PLAN ACT	0	500	0	647,502	647,502	922,607	0%	70%
127 47---	FEDERAL GOVERNMENT	0	500	0	647,502	647,502	922,607	0%	70%
127 -----	ARPA - SPECIAL REVENUE	0	518	0	650,005	650,005	922,607	0%	70%
=====									

Fnd Acct	Description	2020-21	2021-22	2020-21	2021-22	YTD INCREASE	2021-22	2020-21	2021-22
		January	January	YTD	YTD	(DECREASE)	BUDGET	BUDGET %	BUDGET %
131	HIGHWAY FUND								
40000	TOTAL LOCAL TAXES								
131 40110	CURRENT PROPERTY TAX	467,633	481,101	2,856,069	2,781,528	-74,541	4,467,122	62%	62%
131 40120	TRUSTEE COLLECTIONS - PRIOR YR	8,654	5,426	108,144	43,716	-64,428	141,040	74%	31%
131 40125	TRUSTEE COLLECTIONS - BANKRUPT	0	0	405	484	79	1,510	8%	32%
131 40130	COURT COLLECTIONS - PRIOR YRS	970	882	21,925	13,752	-8,173	35,260	52%	39%
131 40140	INTEREST AND PENALTY	1,716	1,189	17,238	9,379	-7,859	30,220	51%	31%
131 40161	PILOT - TVA	0	0	382	368	-14	360	95%	102%
131 40162	PILOT - LOCAL UTILITIES	0	0	0	0	0	75,560	0%	0%
131 40163	PILOT - OTHER	60	60	60	278	218	17,000	0%	2%
131 40270	BUSINESS TAX	7,650	5,614	19,983	24,094	4,111	142,830	16%	17%
131 40280	MINERAL SEVERANCE TAX	6,349	6,730	11,689	16,752	5,063	15,000	65%	112%
131 40320	BANK EXCISE TAX	0	0	0	0	0	23,000	0%	0%
131 40---	TOTAL LOCAL TAXES	493,032	501,002	3,035,895	2,890,351	-145,544	4,948,902	60%	58%
41000	TOTAL LICENSES AND PERMITS								
131 41110	MARRIAGE LICENSE	52	36	427	380	-47	500	61%	76%
131 41590	OTHER PERMITS	0	0	100	0	-100	300	0%	0%
131 41---	TOTAL LICENSES AND PERMITS	52	36	527	380	-147	800	75%	48%
44000	TOTAL OTHER LOCAL REVENUE								
131 44110	INVESTMENT INCOME	2,278	36	29,750	4,430	-25,320	125,000	24%	4%
131 44120	LEASE/RENTALS	13,403	14,690	82,512	89,965	7,453	135,000	61%	67%
131 44130	SALE OF MATERIALS AND SUPPLIES	0	0	639	2,052	1,413	0	0%	0%
131 44170	MISCELLANEOUS REFUNDS	0	193	0	578	578	0	0%	0%
131 44530	SALE OF EQUIPMENT	0	0	1,100	7,000	5,900	0	11%	0%
131 44990	OTHER LOCAL REVENUES	0	0	39	0	-39	0	0%	0%
131 44---	TOTAL OTHER LOCAL REVENUE	15,681	14,919	114,040	104,025	-10,015	260,000	42%	40%
46000	STATE OF TENNESSEE								
131 46410	BRIDGE PROGRAM	0	91,201	126,076	862,355	736,279	0	5%	0%
131 46920	GASOLINE AND MOTOR FUEL TAX	253,237	278,821	1,342,329	2,021,826	679,497	3,000,000	45%	67%
131 46930	PETROLEUM SPECIAL TAX	7,395	7,344	36,973	51,558	14,586	88,735	50%	58%
131 46---	STATE OF TENNESSEE	260,632	377,366	1,505,378	2,935,739	1,430,362	3,088,735	27%	95%
47000	FEDERAL GOVERNMENT								
131 47301	FED CARES ACT UNEMPLOYMENT REB	0	0	3,997	0	-3,997	0	0%	0%
131 47---	FEDERAL GOVERNMENT	0	0	3,997	0	-3,997	0	0%	0%
48000	OTHER GOVERNMENT AND CITIZENS								
131 48120	PAVING AND MAINTENANCE	30,000	95,092	33,115	361,880	328,765	0	0%	0%
131 48---	OTHER GOVERNMENT AND CITIZENS	30,000	95,092	33,115	361,880	328,765	0	0%	0%

Fnd Acct	Description	2020-21 January	2021-22 January	2020-21 YTD	2021-22 YTD	YTD INCREASE (DECREASE)	2021-22 BUDGET	2020-21 BUDGET	2021-22 BUDGET %	2020-21 BUDGET %
131	HIGHWAY FUND									
49000	OTHER SOURCES (NON-REVENUE)									
131 49700	INSURANCE RECOVERY	0	5,075	9,295	5,075	-4,220	0	0%	0%	0%
131 49---	OTHER SOURCES (NON-REVENUE)	0	5,075	9,295	5,075	-4,220	0	0%	0%	0%
131 -----	HIGHWAY FUND	799,397	993,490	4,702,247	6,297,450	1,595,204	8,298,437	43%	76%	76%
		=====	=====	=====	=====	=====	=====	=====	=====	=====

Fnd Acct	Description	2020-21	2021-22	2020-21	2021-22	YTD INCREASE	2021-22	2020-21	2021-22
		January	January	YTD	YTD	(DECREASE)	BUDGET	BUDGET %	BUDGET %
151	GENERAL DEBT SERVICE FUND								
40000	TOTAL LOCAL TAXES								
151 40110	CURRENT PROPERTY TAX	1,235,886	1,318,578	7,548,187	7,623,445	75,258	12,244,660	62%	62%
151 40120	TRUSTEE COLLECTIONS - PRIOR YR	22,870	14,340	285,810	115,520	-170,290	386,600	74%	30%
151 40125	TRUSTEE COLLECTIONS - BANKRUPT	0	0	930	1,173	243	4,150	19%	28%
151 40130	COURT COLLECTIONS - PRIOR YRS	2,565	2,332	57,945	36,344	-21,601	82,840	53%	44%
151 40140	INTEREST AND PENALTY	4,535	3,140	45,491	24,703	-20,788	82,840	52%	30%
151 40161	PILOT - TVA	0	0	1,009	1,009	0	990	101%	102%
151 40162	PILOT - LOCAL UTILITIES	0	0	0	0	0	207,090	0%	0%
151 40163	PILOT - OTHER	0	0	0	597	597	2,760	0%	22%
151 40266	LITIGATION TAX - JAIL	13,880	18,871	128,548	151,827	23,278	228,000	38%	67%
151 40270	BUSINESS TAX	20,217	15,386	52,813	65,722	12,910	345,150	16%	19%
151 40320	BANK EXCISE TAX	0	0	0	0	0	33,130	0%	0%
151 40---	TOTAL LOCAL TAXES	1,299,953	1,372,647	8,120,733	8,020,340	-100,393	13,618,210	60%	59%
41000	TOTAL LICENSES AND PERMITS								
151 41110	MARRIAGE LICENSE	137	100	1,130	1,037	-93	1,380	75%	75%
151 41---	TOTAL LICENSES AND PERMITS	137	100	1,130	1,037	-93	1,380	75%	75%
44000	TOTAL OTHER LOCAL REVENUE								
151 44110	INVESTMENT INCOME	3,530	36	35,587	4,020	-31,567	83,000	22%	5%
151 44---	TOTAL OTHER LOCAL REVENUE	3,530	36	35,587	4,020	-31,567	83,000	22%	5%
49000	OTHER SOURCES (NON-REVENUE)								
151 49800	TRANSFERS IN	0	260,000	0	260,000	260,000	81,000	0%	321%
151 49---	OTHER SOURCES (NON-REVENUE)	0	260,000	0	260,000	260,000	81,000	0%	321%
151 -----	GENERAL DEBT SERVICE FUND	1,303,620	1,632,783	8,157,450	8,285,397	127,947	13,783,590	59%	60%
		=====	=====	=====	=====	=====	=====	=====	=====

Fnd Acct	Description	2020-21 January	2021-22 January	2020-21 YTD	2021-22 YTD	YTD INCREASE (DECREASE)	2021-22 BUDGET	2020-21 BUDGET %	2021-22 BUDGET %
152	RURAL DEBT SERVICE								
44000	TOTAL OTHER LOCAL REVENUE								
152 44110	INVESTMENT INCOME	4	0	274	52	-223	0	15%	0%
152 44---	TOTAL OTHER LOCAL REVENUE	4	0	274	52	-223	0	15%	0%
49000	OTHER SOURCES (NON-REVENUE)								
152 49800	TRANSFERS IN	260,000	0	260,000	0	-260,000	260,000	100%	0%
152 49---	OTHER SOURCES (NON-REVENUE)	260,000	0	260,000	0	-260,000	260,000	100%	0%
152 -----	RURAL DEBT SERVICE	260,004	0	260,274	52	-260,223	260,000	99%	0%
		=====	=====	=====	=====	=====	=====	=====	=====

Fnd Acct	Description	2020-21 January	2021-22 January	2020-21 YTD	2021-22 YTD	YTD INCREASE (DECREASE)	2021-22 BUDGET	2020-21 BUDGET %	2021-22 BUDGET %
171	GENERAL CAPITAL PROJECTS FUND								
40000	TOTAL LOCAL TAXES								
171 40110	CURRENT PROPERTY TAX	100,209	106,913	615,080	618,122	3,042	992,820	63%	62%
171 40120	TRUSTEE COLLECTIONS - PRIOR YR	12,360	1,166	154,489	9,437	-145,052	31,340	493%	30%
171 40125	TRUSTEE COLLECTIONS - BANKRUPT	0	0	667	809	142	340	0%	238%
171 40130	COURT COLLECTIONS - PRIOR YRS	1,386	189	31,322	7,954	-23,368	6,720	348%	118%
171 40140	INTEREST AND PENALTY	2,449	259	24,646	3,614	-21,032	6,720	342%	54%
171 40161	PILOT - TVA	0	0	82	82	0	80	72%	102%
171 40162	PILOT - LOCAL UTILITIES	0	0	0	0	0	16,790	0%	0%
171 40163	PILOT - OTHER	0	0	404	48	-355	220	269%	22%
171 40270	BUSINESS TAX	1,639	1,247	4,282	5,329	1,047	27,990	16%	19%
171 40320	BANK EXCISE TAX	0	0	0	0	0	2,690	0%	0%
171 40---	TOTAL LOCAL TAXES	118,043	109,774	830,972	645,395	-185,576	1,085,710	77%	59%
41000	TOTAL LICENSES AND PERMITS								
171 41110	MARRIAGE LICENSE	11	8	180	84	-95	110	239%	76%
171 41---	TOTAL LICENSES AND PERMITS	11	8	180	84	-95	110	239%	76%
44000	TOTAL OTHER LOCAL REVENUE								
171 44110	INVESTMENT INCOME	3,957	65	55,344	8,133	-47,212	24,000	24%	34%
171 44120	LEASE/RENTALS	0	0	0	0	0	59,250	0%	0%
171 44---	TOTAL OTHER LOCAL REVENUE	3,957	65	55,344	8,133	-47,212	83,250	20%	10%
46000	STATE OF TENNESSEE								
171 46310	HEALTH DEPARTMENT PROGRAMS	0	0	237,461	0	-237,461	0	0%	0%
171 46---	STATE OF TENNESSEE	0	0	237,461	0	-237,461	0	0%	0%
48000	OTHER GOVERNMENT AND CITIZENS								
171 48130	CONTRIBUTIONS	17,619	0	17,619	0	-17,619	0	0%	0%
171 48---	OTHER GOVERNMENT AND CITIZENS	17,619	0	17,619	0	-17,619	0	0%	0%
49000	OTHER SOURCES (NON-REVENUE)								
171 49800	TRANSFERS IN	17,400	0	17,400	0	-17,400	161,462	0%	0%
171 49---	OTHER SOURCES (NON-REVENUE)	17,400	0	17,400	0	-17,400	161,462	0%	0%
171 -----	GENERAL CAPITAL PROJECTS FUND	157,030	109,847	1,158,976	653,612	-505,363	1,330,532	86%	49%
		=====	=====	=====	=====	=====	=====	=====	=====

Fnd Acct	Description	2020-21 January	2021-22 January	2020-21 YTD	2021-22 YTD	YTD INCREASE (DECREASE)	2021-22 BUDGET	2020-21 BUDGET %	2021-22 BUDGET %
177	EDUCATION CAPITAL PROJECTS								
40000	TOTAL LOCAL TAXES								
177 40110	CURRENT PROPERTY TAX	567,836	605,833	3,465,110	3,502,661	37,551	5,625,930	62%	62%
177 40120	TRUSTEE COLLECTIONS - PRIOR YR	0	6,585	0	52,988	52,988	177,610	0%	30%
177 40125	TRUSTEE COLLECTIONS - BANKRUPT	0	0	0	0	0	1,910	0%	0%
177 40130	COURT COLLECTIONS - PRIOR YRS	0	1,072	0	11,691	11,691	38,060	0%	31%
177 40140	INTEREST AND PENALTY	0	1,441	3	9,842	9,839	38,060	0%	26%
177 40161	PILOT - TVA	0	0	464	464	0	460	72%	101%
177 40162	PILOT - LOCAL UTILITIES	0	0	0	0	0	95,150	0%	0%
177 40163	PILOT - OTHER	0	0	0	274	274	1,270	0%	22%
177 40270	BUSINESS TAX	9,289	7,069	24,265	30,197	5,931	158,580	16%	19%
177 40320	BANK EXCISE TAX	0	0	0	0	0	15,220	0%	0%
177 40---	TOTAL LOCAL TAXES	577,125	622,000	3,489,842	3,608,117	118,274	6,152,250	57%	59%
41000	TOTAL LICENSES AND PERMITS								
177 41110	MARRIAGE LICENSE	63	46	337	476	140	630	79%	76%
177 41---	TOTAL LICENSES AND PERMITS	63	46	337	476	140	630	79%	76%
44000	TOTAL OTHER LOCAL REVENUE								
177 44110	INVESTMENT INCOME	0	0	0	0	0	6,000	0%	0%
177 44---	TOTAL OTHER LOCAL REVENUE	0	0	0	0	0	6,000	0%	0%
49000	OTHER SOURCES (NON-REVENUE)								
177 49200	NOTES ISSUED	0	0	0	0	0	2,327,736	0%	0%
177 49---	OTHER SOURCES (NON-REVENUE)	0	0	0	0	0	2,327,736	0%	0%
177 -----	EDUCATION CAPITAL PROJECTS	577,188	622,046	3,490,179	3,608,593	118,414	8,486,616	57%	43%
		=====	=====	=====	=====	=====	=====	=====	=====

Fnd Acct	Description	2020-21 January	2021-22 January	2020-21 YTD	2021-22 YTD	YTD INCREASE (DECREASE)	2021-22 BUDGET	2020-21 BUDGET %	2021-22 BUDGET %
263	SELF-INSURANCE FUND								
43000	CHARGES FOR CURRENT SERVICES								
263 43101	SELF-INSURANCE PREMIUMS/CONTRI	539,121	532,817	3,744,593	3,766,293	21,701	6,823,122	58%	55%
263 43---	CHARGES FOR CURRENT SERVICES	539,121	532,817	3,744,593	3,766,293	21,701	6,823,122	58%	55%
44000	TOTAL OTHER LOCAL REVENUE								
263 44110	INVESTMENT INCOME	1,322	20	20,710	2,701	-18,010	12,000	31%	23%
263 44160	RETIREE INSURANCE PAYMENTS	5,865	6,313	31,990	34,829	2,839	55,000	53%	63%
263 44---	TOTAL OTHER LOCAL REVENUE	7,187	6,333	52,700	37,530	-15,171	67,000	41%	56%
263 -----	SELF-INSURANCE FUND	546,308	539,150	3,797,293	3,803,823	6,530	6,890,122	58%	55%
		=====	=====	=====	=====	=====	=====	=====	=====

Number of Accounts: 230

\*\*\*\*\* End of report \*\*\*\*\*

# Expense Detail

Fnd Acct	Obj	Account Level Description	January 2020-21	January 2021-22	MONTHLY DIFFERENCE	2020-21 TOTAL EXP	2020-21 YTD	2021-22 YTD	YTD DIFFERENCE	2021-22 OPEN POS	2021-22 BUDGET	REMAINING BUDGET	% BUDGET USED
101		GENERAL FUND											
51100		COUNTY COMMISSION											
000		000											
101 51100 191		BOARD MEMBER FEES	5,625	5,250	-375	66,375	38,250	39,000	750	0	67,500	28,500	58%
101 51100 199		OTHER PER DIEM AND FEES	100	100	0	1,200	700	700	0	0	1,200	500	58%
101 51100 201		SOCIAL SECURITY	355	332	-23	4,190	2,415	2,461	47	0	4,200	1,739	59%
101 51100 204		PENSIONS	298	262	-36	3,575	2,085	2,049	-36	0	3,600	1,551	57%
101 51100 212		EMPLOYER MEDICARE	83	78	-5	980	565	576	11	0	990	414	58%
101 51100 312		CONTRACTS - PRIVATE AGENCIES	0	100	100	2,529	800	1,700	900	800	42,000	39,500	6%
101 51100 320		DUES AND MEMBERSHIPS	0	0	0	5,916	5,916	5,916	0	0	10,200	4,284	58%
101 51100 334		MAINTENANCE AGREEMENTS	1,725	0	-1,725	5,425	5,425	3,700	-1,725	2,795	12,000	5,505	54%
101 51100 351		RENTALS	0	0	0	95	0	0	0	0	300	300	0%
101 51100 355		TRAVEL	0	0	0	2,202	0	1,452	1,452	0	8,000	6,548	18%
101 51100 356		REGISTRATION FEES	0	0	0	1,500	300	900	600	0	1,800	900	50%
101 51100 422		FOOD SUPPLIES	0	0	0	0	0	0	0	0	1,000	1,000	0%
101 51100 435		OFFICE SUPPLIES	0	0	0	230	80	887	807	0	500	-387	177%
101 51100 599		OTHER CHARGES	0	0	0	164	44	0	-44	0	2,500	2,500	0%
101 51100 799		OTHER CAPITAL OUTLAY	9,756	0	-9,756	9,756	9,756	0	-9,756	0	0	0	0%
101 51100 ---			17,942	6,122	-11,820	104,137	66,336	59,341	-6,994	3,595	155,790	92,854	40%
101 51100 ---			17,942	6,122	-11,820	104,137	66,336	59,341	-6,994	3,595	155,790	92,854	40%
=====													
51210		BOARD OF EQUALIZATION											
000		000											
101 51210 191		BOARD & COMMITTEE MEMBERS FE	0	0	0	3,600	0	0	0	0	6,210	6,210	0%
101 51210 ---			0	0	0	3,600	0	0	0	0	6,210	6,210	0%
101 51210 ---			0	0	0	3,600	0	0	0	0	6,210	6,210	0%
=====													
51300		COUNTY MAYOR/EXECUTIVE											
000		000											
101 51300 101		COUNTY OFFICIAL	11,238	11,975	738	134,855	78,666	91,319	12,654	0	151,197	59,878	60%
101 51300 103		ASSISTANT(S)	4,262	4,515	254	55,600	31,919	33,736	1,817	0	59,000	25,264	57%
101 51300 188		BONUS PAYMENTS	0	0	0	0	0	1,662	1,662	0	1,671	9	99%
101 51300 201		SOCIAL SECURITY	966	1,009	42	11,877	6,803	7,407	604	0	13,136	5,729	56%

Fnd	Acct	Obj	Account Level Description	January 2020-21	January 2021-22	MONTHLY DIFFERENCE	2020-21 TOTAL EXP	2020-21 YTD	2021-22 YTD	YTD DIFFERENCE	2021-22 OPEN POS	2021-22 BUDGET	REMAINING BUDGET	% BUDGET USED
101			GENERAL FUND											
51300			COUNTY MAYOR/EXECUTIVE											
000			000											
101	51300	204	PENSIONS	1,490	1,585	95	18,303	10,627	12,018	1,391	0	20,201	8,183	59%
101	51300	205	EMPLOYEE AND DEPENDENT INSUR	1,760	1,830	70	21,114	12,317	12,809	493	0	21,965	9,156	58%
101	51300	212	EMPLOYER MEDICARE	226	236	10	2,819	1,633	1,863	230	0	3,078	1,215	61%
101	51300	299	OTHER FRINGE BENEFITS	300	0	-300	6,600	3,522	3,300	-222	0	6,600	3,300	50%
101	51300	307	COMMUNICATION (CO MAYOR)	46	46	0	552	276	276	0	0	1,560	1,284	18%
101	51300	312	CONTRACTS - PRIVATE AGENCIES	0	0	0	300	0	0	0	0	0	0	0%
101	51300	320	DUES AND MEMBERSHIPS	0	572	572	2,572	2,572	2,572	0	0	3,000	428	86%
101	51300	334	MAINTENANCE AGREEMENTS	223	351	128	2,733	1,468	1,522	54	460	2,400	418	83%
101	51300	348	POSTAL CHARGES (CO MAYOR)	2	13	12	35	8	15	7	0	100	85	15%
101	51300	351	RENTALS	562	562	0	3,407	2,283	2,248	-35	433	3,400	719	79%
101	51300	355	TRAVEL (CO MAYOR)	0	0	0	828	0	1,096	1,096	0	4,000	2,904	27%
101	51300	356	REGISTRATION FEES	0	35	35	300	30	760	730	0	800	40	95%
101	51300	399	OTHER CONTRACTED SERVICES	0	0	0	140	140	0	-140	0	0	0	0%
101	51300	414	DUPLICATING SUPPLIES	0	0	0	116	116	174	58	0	300	126	58%
101	51300	435	OFFICE SUPPLIES (CO MAYOR)	0	0	0	207	0	65	65	0	300	235	22%
101	51300	599	OTHER CHARGES	0	24	24	713	0	124	124	0	2,000	1,876	6%
101	51300	---		21,075	22,753	1,680	263,071	152,380	172,966	20,588	893	294,708	120,849	59%
101	51300	---		21,075	22,753	1,680	263,071	152,380	172,966	20,588	893	294,708	120,849	59%
=====														
51400			COUNTY ATTORNEY											
000			000											
101	51400	105	SUPERVISOR/DIRECTOR	12,000	12,240	240	155,888	87,626	91,680	4,054	0	159,732	68,052	57%
101	51400	133	PARAPROFESSIONALS	3,819	5,142	1,323	49,752	28,355	31,424	3,069	0	53,000	21,577	59%
101	51400	188	BONUS PAYMENTS	0	0	0	0	0	6,169	6,169	0	6,194	25	100%
101	51400	201	SOCIAL SECURITY	946	1,043	96	12,328	6,956	6,893	-63	0	13,580	6,687	51%
101	51400	204	PENSIONS	1,520	1,567	46	19,762	11,146	11,726	581	0	20,450	8,724	57%
101	51400	205	EMPLOYEE AND DEPENDENT INSUR	1,760	1,830	70	21,114	12,317	12,809	493	0	21,965	9,156	58%
101	51400	212	EMPLOYER MEDICARE	221	244	23	2,883	1,627	1,816	189	0	3,180	1,364	57%
101	51400	312	CONTRACTS - PRIVATE AGENCIES	4	0	-4	26	9	4	-4	196	200	0	100%
101	51400	320	DUES AND MEMBERSHIPS	0	150	150	1,171	1,096	325	-771	0	1,200	875	27%
101	51400	331	LEGAL SERVICES	111	0	-111	10,080	5,347	5,966	620	0	30,000	24,034	20%
101	51400	332	LEGAL NOTICES	0	0	0	96	0	56	56	0	0	-56	0%
101	51400	333	LICENSES	0	75	75	348	0	75	75	0	0	-75	0%

Fnd	Acct	Obj	Account Level Description	January 2020-21	January 2021-22	MONTHLY DIFFERENCE	2020-21 TOTAL EXP	2020-21 YTD	2021-22 YTD	YTD DIFFERENCE	2021-22 OPEN POS	2021-22 BUDGET	REMAINING BUDGET	% BUDGET USED
101			GENERAL FUND											
51400			COUNTY ATTORNEY											
000			000											
101	51400	334	MAINTENANCE AGREEMENTS	0	0	0	396	239	75	-164	925	1,370	370	73%
101	51400	348	POSTAL CHARGES	25	18	-7	162	85	42	-43	0	200	158	21%
101	51400	349	PRINTING	0	0	0	165	0	0	0	0	0	0	0%
101	51400	351	RENTALS	0	0	0	168	168	204	36	0	200	-4	102%
101	51400	355	TRAVEL	0	0	0	0	0	605	605	0	1,000	395	60%
101	51400	356	REGISTRATION FEES	0	0	0	125	0	0	0	0	1,000	1,000	0%
101	51400	411	DATA PROCESSING SUPPLIES	0	0	0	0	0	0	0	0	200	200	0%
101	51400	435	OFFICE SUPPLIES	0	21	21	1,390	322	408	86	279	1,500	813	46%
101	51400	437	PERIODICALS	309	239	-70	5,154	2,671	2,371	-300	3,025	5,500	103	98%
101	51400	499	OTHER SUPPLIES AND MATERIALS	0	0	0	0	0	0	0	0	400	400	0%
101	51400	599	OTHER CHARGES	0	0	0	0	0	0	0	0	500	500	0%
101	51400	709	DATA PROCESSING EQUIPMENT	0	0	0	0	0	0	0	0	6,000	6,000	0%
101	51400	---		20,715	22,569	1,852	281,008	157,964	172,648	14,688	4,425	327,371	150,298	54%
420			IDB - ECONOMIC DEVELOPMENT											
101	51400	333	REGISTRATION FEE - IDB	0	0	0	0	0	90	90	0	0	-90	0%
101	51400	---		0	0	0	0	0	90	90	0	0	-90	0%
101	51400	---		20,715	22,569	1,852	281,008	157,964	172,738	14,778	4,425	327,371	150,208	54%
51500			ELECTION COMMISSION											
000			000											
101	51500	101	COUNTY OFFICIAL (REGISTRAR)	7,237	7,712	475	86,845	50,660	53,424	2,764	0	97,368	43,944	55%
101	51500	106	DEPUTIES	10,590	13,638	3,048	167,389	95,375	102,150	6,775	0	179,724	77,574	57%
101	51500	169	PART-TIME PERSONNEL	0	703	703	131,909	131,909	4,212	-127,698	0	56,916	52,705	7%
101	51500	188	BONUS PAYMENTS	0	0	0	0	0	4,130	4,130	0	4,130	0	100%
101	51500	192	ELECTION COMMISSION	0	0	0	20,500	10,250	10,250	0	0	20,910	10,660	49%
101	51500	193	ELECTION WORKERS	0	0	0	71,135	71,135	0	-71,135	0	34,680	34,680	0%
101	51500	201	SOCIAL SECURITY	1,257	1,254	-4	24,356	17,544	10,022	-7,522	0	24,465	14,443	41%
101	51500	204	PENSIONS	1,713	2,052	339	22,518	13,479	13,456	-23	0	26,634	13,178	51%
101	51500	205	EMPLOYEE AND DEPENDENT INSUR	5,076	6,327	1,251	64,823	39,029	43,674	4,645	0	77,896	34,222	56%
101	51500	212	EMPLOYER MEDICARE	294	293	-1	5,719	4,126	2,344	-1,782	0	5,727	3,383	41%

Fnd	Acct	Obj	Account Level Description	January 2020-21	January 2021-22	MONTHLY DIFFERENCE	2020-21 TOTAL EXP	2020-21 YTD	2021-22 YTD	YTD DIFFERENCE	2021-22 OPEN POS	2021-22 BUDGET	REMAINING BUDGET	% BUDGET USED
101			GENERAL FUND											
51500			ELECTION COMMISSION											
000			000											
101	51500	299	OTHER FRINGE BENEFITS	0	0	0	0	111	0	-111	0	400	400	0%
101	51500	307	COMMUNICATION (ELEC.COMM.)	48	0	-48	111	100	14	-86	0	1,160	1,146	1%
101	51500	312	CONTRACTS - PRIVATE AGENCIES	18	55	38	2,586	535	317	-217	1,483	1,800	0	100%
101	51500	317	DATA PROCESSING SERVICES	1,830	0	-1,830	14,214	7,839	140	-7,699	11,360	15,500	4,000	74%
101	51500	320	DUES AND MEMBERSHIPS	0	0	0	0	0	0	0	0	1,100	1,100	0%
101	51500	332	LEGAL NOTICES	0	1,155	1,155	7,830	7,726	1,155	-6,571	6,445	8,000	400	95%
101	51500	334	MAINTENANCE AGREEMENTS	0	0	0	23,442	19,602	21,984	2,382	0	21,900	-84	100%
101	51500	348	POSTAL CHARGES (ELECTION COM	0	0	0	0	0	7,000	7,000	0	16,000	9,000	44%
101	51500	349	PRINTING	0	1,135	1,135	20,882	18,966	1,411	-17,555	8,289	10,000	300	97%
101	51500	350	INTERNET CONNECTIVITY	333	0	-333	915	1,189	0	-1,189	0	2,040	2,040	0%
101	51500	351	RENTALS (ELECTION COMM)	6,702	0	-6,702	76,169	49,395	939	-48,456	24,541	25,480	0	100%
101	51500	355	TRAVEL (ELECTION COMM)	0	0	0	1,294	1,274	3,252	1,978	0	9,650	6,398	34%
101	51500	356	REGISTRATION FEES	0	0	0	0	0	500	500	0	5,000	4,500	10%
101	51500	399	OTHER CONTRACTED SERVICES	0	0	0	17,150	17,150	0	-17,150	0	4,000	4,000	0%
101	51500	411	DATA PROCESSING SUPPLIES	250	408	158	5,292	4,741	1,115	-3,626	880	6,000	4,005	33%
101	51500	414	DUPLICATING SUPPLIES	0	0	0	639	639	0	-639	500	2,000	1,500	25%
101	51500	415	ELECTRICITY	340	0	-340	6,320	4,621	0	-4,621	0	0	0	0%
101	51500	434	NATURAL GAS	366	0	-366	963	615	0	-615	0	0	0	0%
101	51500	435	OFFICE SUPPLIES (ELECTION CO	0	61	61	4,413	3,287	2,138	-1,149	945	4,300	1,217	72%
101	51500	454	WATER AND SEWER	114	0	-114	622	351	0	-351	0	0	0	0%
101	51500	471	SOFTWARE	0	0	0	0	0	0	0	0	100	100	0%
101	51500	502	INSURANCE-BLDG AND CONTENTS	0	0	0	0	0	13,745	13,745	0	0	-13,745	0%
101	51500	506	LIABILITY INSURANCE	0	0	0	10,215	10,215	10,256	41	0	10,500	244	98%
101	51500	599	OTHER CHARGES (ELECTION COMM	0	0	0	0	0	0	0	0	200	200	0%
101	51500	709	DATA PROCESSING EQUIPMENT	0	346	346	4,337	3,224	9,991	6,767	0	89,090	79,099	11%
101	51500	---		36,168	35,139	-1,029	792,588	585,087	317,619	-267,468	54,443	762,670	390,609	49%
631			REDISTRICT DECENNIAL CENSUS											
101	51500	348	POSTAGE FOR REDISTRICTING	0	0	0	0	0	0	0	0	61,340	61,340	0%
101	51500	435	OFFICE SUPPLIES - REDIST FUN	0	3,910	3,910	0	0	3,910	3,910	0	3,910	0	100%
101	51500	709	DP EQUIP FROM REDISTRICT FDS	0	20,693	20,693	0	0	20,693	20,693	0	21,000	307	99%
101	51500	---		0	24,603	24,603	0	0	24,603	24,603	0	86,250	61,647	29%
101	51500	---		36,168	59,742	23,574	792,588	585,087	342,222	-242,865	54,443	848,920	452,256	47%

Fnd	Acct	Obj	Account Level Description	January 2020-21	January 2021-22	MONTHLY DIFFERENCE	2020-21 TOTAL EXP	2020-21 YTD	2021-22 YTD	YTD DIFFERENCE	2021-22 OPEN POS	2021-22 BUDGET	REMAINING BUDGET	% BUDGET USED
101			GENERAL FUND											
51500			ELECTION COMMISSION											
000			000											
=====														
51600			REGISTER OF DEEDS											
000			000											
101	51600	101	COUNTY OFFICIAL	8,041	8,569	528	96,494	56,288	65,342	9,054	0	108,187	42,845	60%
101	51600	106	DEPUTIES	19,745	20,138	393	257,608	147,891	150,835	2,944	0	262,800	111,965	57%
101	51600	121	DATA PROCESSING PERSONNEL	0	0	0	0	0	0	0	0	6,174	6,174	0%
101	51600	169	PART-TIME PERSONNEL	1,040	938	-102	13,312	7,540	7,745	205	0	14,994	7,249	52%
101	51600	188	BONUS PAYMENTS	0	0	0	0	0	8,111	8,111	0	8,111	0	100%
101	51600	201	SOCIAL SECURITY	1,655	1,709	54	21,137	12,189	13,455	1,266	0	24,805	11,350	54%
101	51600	204	PENSIONS	2,670	2,759	88	34,029	19,622	20,775	1,153	0	35,498	14,723	59%
101	51600	205	EMPLOYEE AND DEPENDENT INSUR	7,250	7,539	290	86,994	50,747	52,776	2,030	0	90,480	37,704	58%
101	51600	212	EMPLOYER MEDICARE	387	400	13	4,944	2,851	3,147	296	0	5,802	2,655	54%
101	51600	299	OTHER FRINGE BENEFITS	0	0	0	54	54	54	0	0	0	-54	0%
101	51600	307	COMMUNICATION (REG.OF DEEDS)	19	19	0	227	113	116	2	0	240	124	48%
101	51600	312	CONTRACTS - PRIVATE AGENCIES	13	27	13	186	102	151	49	349	500	0	100%
101	51600	320	DUES AND MEMBERSHIPS	0	0	0	973	948	948	0	0	1,300	352	73%
101	51600	334	MAINTENANCE AGREEMENTS	56	61	4	18,892	18,611	19,543	931	375	22,800	2,882	87%
101	51600	348	POSTAL CHARGES (REGISTER)	0	27	27	1,309	512	964	452	536	1,500	0	100%
101	51600	351	RENTALS (REGISTER)	133	133	0	2,020	1,064	931	-133	1,144	2,800	725	74%
101	51600	355	TRAVEL (REGISTER)	0	0	0	967	0	69	69	0	1,500	1,431	5%
101	51600	356	REGISTRATION FEES	0	0	0	0	0	0	0	0	450	450	0%
101	51600	411	DATA PROCESSING SUPPLIES	0	969	969	6,479	4,015	4,245	230	0	7,500	3,255	57%
101	51600	414	DUPLICATING SUPPLIES	0	0	0	945	795	750	-45	0	1,300	550	58%
101	51600	435	OFFICE SUPPLIES (REGISTER)	0	443	443	9,247	4,508	1,823	-2,685	2,186	5,000	990	80%
101	51600	437	PERIODICALS (REGISTER)	0	0	0	0	0	0	0	200	200	0	100%
101	51600	599	OTHER CHARGES (REGISTER)	0	0	0	0	0	0	0	0	500	500	0%
101	51600	709	DATA PROCESSING EQUIPMENT	0	0	0	0	0	0	0	255	5,000	4,745	5%
101	51600	799	OTHER CAPITAL OUTLAY	0	0	0	0	0	0	0	4,724	5,000	276	94%
101	51600	---		41,009	43,731	2,720	555,817	327,850	351,780	23,929	9,769	612,441	250,891	59%

Fnd	Acct	Obj	Account Level Description	January 2020-21	January 2021-22	MONTHLY DIFFERENCE	2020-21 TOTAL EXP	2020-21 YTD	2021-22 YTD	YTD DIFFERENCE	2021-22 OPEN POS	2021-22 BUDGET	REMAINING BUDGET	% BUDGET USED
101			GENERAL FUND											
51600			REGISTER OF DEEDS											
806			DATA PROCESSING - REGISTER											
101	51600	317	DATA PROCESSING SERVICES	0	0	0	0	0	2,623	2,623	0	2,623	0	100%
101	51600	---		0	0	0	0	0	2,623	2,623	0	2,623	0	100%
101	51600	---		41,009	43,731	2,720	555,817	327,850	354,403	26,552	9,769	615,064	250,891	59%
=====														
51720			PLANNING											
000			000											
101	51720	103	PLANNING ASSISTANTS	6,440	6,800	360	84,017	48,233	49,661	1,428	0	88,782	39,121	56%
101	51720	105	SUPERVISOR'DIRECTOR	4,977	5,076	99	64,935	37,279	38,021	742	0	66,300	28,280	57%
101	51720	188	BONUS PAYMENTS	0	0	0	0	0	4,452	4,452	0	4,473	21	100%
101	51720	191	BOARD AND COMMITTEE MEMBERS	240	180	-60	3,936	2,340	1,920	-420	0	4,000	2,080	48%
101	51720	201	SOCIAL SECURITY	696	714	18	9,120	5,234	5,633	399	0	9,896	4,263	57%
101	51720	204	PENSIONS	1,097	1,141	44	14,306	8,218	8,426	209	0	14,908	6,482	57%
101	51720	205	EMPLOYEE AND DEPENDENT INSUR	1,580	1,643	63	18,954	11,057	11,499	442	0	19,718	8,219	58%
101	51720	212	EMPLOYER MEDICARE	163	167	4	2,133	1,224	1,317	93	0	2,324	1,007	57%
101	51720	320	DUES AND MEMBERSHIPS	0	0	0	582	0	285	285	0	800	515	36%
101	51720	332	LEGAL NOTICES RECORDING	0	104	104	1,121	745	503	-242	997	1,500	0	100%
101	51720	334	MAINTENANCE AGREEMENTS	0	0	0	9,750	9,750	9,848	98	0	9,898	50	99%
101	51720	355	TRAVEL	0	0	0	0	0	787	787	0	1,000	213	79%
101	51720	356	REGISTRATION FEES	0	0	0	450	450	230	-220	0	552	322	42%
101	51720	---		15,193	15,825	632	209,304	124,530	132,582	8,053	997	224,151	90,573	60%
101	51720	---		15,193	15,825	632	209,304	124,530	132,582	8,053	997	224,151	90,573	60%
=====														
51750			CODES COMPLIANCE											
000			000											
101	51750	103	ASSISTANT(S)	2,480	2,913	434	32,350	18,572	19,711	1,138	0	36,048	16,337	55%
101	51750	105	CODES COMPLIANCE DIRECTOR	4,643	4,736	93	60,571	34,774	35,470	696	0	61,812	26,342	57%
101	51750	188	BONUS PAYMENTS	0	0	0	0	0	4,051	4,051	0	4,071	20	100%
101	51750	189	OTHER SALARIES & WAGES	3,266	3,332	66	42,605	25,696	24,953	-743	0	43,554	18,601	57%
101	51750	201	SOCIAL SECURITY	605	641	36	7,920	4,629	4,922	293	0	9,896	4,974	50%
101	51750	204	PENSIONS	998	1,055	57	13,024	7,596	7,701	105	0	13,598	5,897	57%

Fnd	Acct	Obj	Account Level Description	January 2020-21	January 2021-22	MONTHLY DIFFERENCE	2020-21 TOTAL EXP	2020-21 YTD	2021-22 YTD	YTD DIFFERENCE	2021-22 OPEN POS	2021-22 BUDGET	REMAINING BUDGET	% BUDGET USED
101			GENERAL FUND											
51750			CODES COMPLIANCE											
000			000											
101	51750	205	EMPLOYEE AND DEPENDENT INSUR	3,911	4,067	156	47,134	27,581	28,468	887	0	48,807	20,339	58%
101	51750	212	EMPLOYER MEDICARE	142	150	8	1,852	1,083	1,151	68	0	2,114	963	54%
101	51750	307	COMMUNICATION	568	282	-287	3,420	1,992	2,364	371	0	5,700	3,336	41%
101	51750	312	CONTRACTS - PRIVATE AGENCIES	18	13	-4	322	75	92	18	58	150	0	100%
101	51750	320	DUES AND MEMBERSHIPS	0	0	0	1,262	455	485	30	0	600	115	81%
101	51750	332	LEGAL NOTICES	0	0	0	0	0	0	0	0	400	400	0%
101	51750	333	LICENSES	0	0	0	73	73	23	-50	0	45	23	50%
101	51750	334	MAINTENANCE AGREEMENTS	156	177	21	9,561	8,399	8,745	346	555	10,220	920	91%
101	51750	338	MAINTENANCE & REPAIR - VEHIC	0	81	81	111	87	738	651	0	500	-238	148%
101	51750	348	POSTAL CHARGES	0	0	0	0	0	650	650	0	650	0	100%
101	51750	351	RENTALS	659	659	0	5,413	2,882	2,758	-124	2,234	7,500	2,508	67%
101	51750	355	TRAVEL	0	0	0	454	454	748	294	0	1,000	252	75%
101	51750	356	REGISTRATION FEES	160	0	-160	388	188	300	112	0	1,350	1,050	22%
101	51750	411	DATA PROCESSING SUPPLIES	0	67	67	1,086	66	67	1	0	1,641	1,574	4%
101	51750	414	DUPLICATING SUPPLIES (CODES	0	0	0	548	0	326	326	0	600	274	54%
101	51750	422	FOOD SUPPLIES	0	0	0	0	0	0	0	0	100	100	0%
101	51750	425	GASOLINE	316	446	130	5,110	2,068	3,145	1,077	3,355	6,800	300	96%
101	51750	435	OFFICE SUPPLIES	186	514	328	3,655	1,454	2,428	974	1,078	6,500	2,994	54%
101	51750	437	PERIODICALS	0	0	0	0	0	0	0	0	500	500	0%
101	51750	451	UNIFORMS	0	0	0	794	0	354	354	0	1,000	646	35%
101	51750	453	VEHICLE PARTS	0	158	158	92	0	207	207	0	700	493	30%
101	51750	471	SOFTWARE	0	0	0	0	0	798	798	0	800	2	100%
101	51750	508	SURETY BONDS	0	0	0	100	100	0	-100	0	0	0	0%
101	51750	511	VEHICLE AND EQUIPMENT INSURA	0	0	0	1,348	1,348	1,506	158	0	1,400	-106	108%
101	51750	530	FINES, ASSESSMENTS, PENALTIE	0	0	0	0	0	58	58	0	0	-58	0%
101	51750	599	OTHER CHARGES	0	0	0	0	0	0	0	0	1,000	1,000	0%
101	51750	709	DATA PROCESSING EQUIPMENT	0	0	0	7,036	5,540	5,059	-482	0	5,059	0	100%
101	51750	711	FURNITURE AND FIXTURES	0	0	0	4,677	0	0	0	0	0	0	0%
101	51750	718	MOTOR VEHICLES	0	0	0	0	0	33,324	33,324	0	35,000	1,676	95%
101	51750	---		18,108	19,291	1,184	250,906	145,112	190,602	45,488	7,280	309,115	111,234	64%

Fnd	Acct	Obj	Account Level Description	January 2020-21	January 2021-22	MONTHLY DIFFERENCE	2020-21 TOTAL EXP	2020-21 YTD	2021-22 YTD	YTD DIFFERENCE	2021-22 OPEN POS	2021-22 BUDGET	REMAINING BUDGET	% BUDGET USED
101			GENERAL FUND											
51750			CODES COMPLIANCE											
050			ENVIRONMENTAL COURT CLEAN-UP											
101	51750	162	CLERICAL STAFF - ENV CLEANUP	0	0	0	0	0	3,767	3,767	0	38,000	34,233	10%
101	51750	188	BONUS PAYMENTS	0	0	0	0	0	1,406	1,406	0	1,413	7	100%
101	51750	189	OTHER WAGES - ENV COURT	3,606	4,077	471	47,048	25,772	30,342	4,570	0	53,000	22,658	57%
101	51750	201	SOCIAL SECURITY - ENV CLEANU	200	234	34	2,660	1,469	2,040	572	0	5,738	3,698	36%
101	51750	204	PENSIONS - ENV CLEANUP	347	392	45	4,521	2,477	2,916	439	0	8,753	5,837	33%
101	51750	205	HEALTH INSURANCE - ENV CLEAN	594	618	24	6,920	3,950	4,324	374	0	27,134	22,810	16%
101	51750	212	MEDICARE - ENV CLEANUP	47	55	8	622	344	477	134	0	1,343	866	36%
101	51750	307	COMMUNICATION - ENV CLEANUP	104	42	-62	624	364	341	-23	0	800	459	43%
101	51750	332	LEGAL NOTICES - ENV CLEANUP	0	0	0	0	0	0	0	0	600	600	0%
101	51750	348	POSTAL CHARGES - ENV CLEANUP	0	0	0	0	0	900	900	0	1,400	500	64%
101	51750	349	PRINTING, STATIONERY AND FOR	0	0	0	0	0	137	137	0	200	63	69%
101	51750	351	RENTALS	0	0	0	0	0	146	146	800	2,400	1,454	39%
101	51750	411	DATA PROCESSING SUPPLIES - E	0	242	242	424	0	690	690	80	1,000	231	77%
101	51750	425	GASOLINE - ENV CLEANUP	0	106	106	1,397	485	950	465	550	1,800	300	83%
101	51750	435	OFFICE SUPPLIES - ENV CLEANU	0	26	26	551	0	478	478	166	800	156	81%
101	51750	451	UNIFORMS - ENV CLEANUP	0	0	0	165	0	90	90	0	400	310	22%
101	51750	453	VEHICLE PARTS - ENV CLEANUP	0	0	0	465	60	113	53	0	800	687	14%
101	51750	499	OTHER SUPPLIES - ENV CLEANUP	0	355	355	0	0	355	355	0	500	145	71%
101	51750	511	VEHICLE INS - ENV CLEANUP	0	0	0	363	363	0	-363	0	400	400	0%
101	51750	536	HAZARDOUS WASTE CLEANUP	0	0	0	13,770	11,220	0	-11,220	0	52,000	52,000	0%
101	51750	709	DATA PROCESS EQPT - ENV CLEA	0	430	430	1,720	0	430	430	0	2,600	2,170	17%
101	51750	711	FURNITURE AND FIXTURES - ENV	0	0	0	4,499	0	250	250	0	300	50	83%
101	51750	---		4,898	6,577	1,679	85,749	46,504	50,152	3,650	1,596	201,381	149,634	26%
101	51750	---		23,006	25,868	2,863	336,655	191,616	240,754	49,138	8,876	510,496	260,868	49%
=====														
51800			COUNTY BUILDINGS											
000			000											
101	51800	334	MAINTENANCE AGREEMENTS	4,748	10,450	5,702	44,061	31,156	36,094	4,939	12,325	63,650	15,231	76%
101	51800	335	MAINTENANCE & REPAIR - BLDGS	504	1,048	544	21,204	19,212	3,967	-15,245	24,033	35,000	7,000	80%
101	51800	336	MAINTENANCE AND REPAIR EQUIP	0	1,456	1,456	7,100	3,542	1,724	-1,818	2,544	7,500	3,233	57%
101	51800	347	PEST CONTROL	0	185	185	2,115	2,115	2,300	185	0	3,000	700	77%
101	51800	347	DISCOUNTS TAKEN	0	-185	-185	0	0	-185	-185	0	0	185	0%
101	51800	351	RENTALS	534	71	-463	5,783	2,932	2,179	-753	1,528	8,200	4,493	45%

Fnd Acct	Obj	Account Level Description	January 2020-21	January 2021-22	MONTHLY DIFFERENCE	2020-21 TOTAL EXP	2020-21 YTD	2021-22 YTD	YTD DIFFERENCE	2021-22 OPEN POS	2021-22 BUDGET	REMAINING BUDGET	% BUDGET USED
101		GENERAL FUND											
51800		COUNTY BUILDINGS											
000		000											
101 51800 351		DISCOUNTS TAKEN	0	-1	-1	0	0	-1	-1	0	0	1	0%
101 51800 361		PERMITS	0	0	0	175	175	83	-93	0	300	218	28%
101 51800 410		CUSTODIAL SUPPLIES	2,080	2,389	308	19,478	8,644	13,648	5,004	1,864	23,000	7,488	67%
101 51800 415		ELECTRICITY	14,887	16,585	1,699	190,573	96,769	100,263	3,495	0	190,000	89,737	53%
101 51800 418		EQUIPMENT AND MACHINERY PART	0	0	0	6	0	0	0	0	0	0	0%
101 51800 425		GASOLINE	0	0	0	0	0	0	0	50	50	0	100%
101 51800 434		NATURAL GAS	3,947	5,125	1,178	26,332	11,904	17,036	5,132	0	31,500	14,464	54%
101 51800 454		WATER AND SEWER	904	485	-419	8,532	4,298	3,871	-427	0	11,000	7,129	35%
101 51800 499		OTHER SUPPLIES AND MATERIALS	0	0	0	177	177	0	-177	0	0	0	0%
101 51800 502		BUILDING AND CONTENTS INSURA	0	0	0	55,585	55,585	14,002	-41,583	0	57,500	43,498	24%
101 51800 599		OTHER CHARGES	0	0	0	0	0	0	0	0	12,000	12,000	0%
101 51800 799		OTHER CAPITAL OUTLAY	0	0	0	0	0	0	0	0	12,000	12,000	0%
101 51800 ---			27,604	37,608	10,004	381,121	236,509	194,981	-41,527	42,344	454,700	217,377	52%
021		LOCAL GOV DIRECT APPR GRANT											
101 51800 312		CONTRACTS - LOCAL GOV DA	0	0	0	0	0	0	0	7,598	30,000	22,402	25%
101 51800 ---			0	0	0	0	0	0	0	7,598	30,000	22,402	25%
101 51800 ---			27,604	37,608	10,004	381,121	236,509	194,981	-41,527	49,942	484,700	239,779	51%
=====													
51900		OTHER GENERAL ADMINISTRATION											
000		000											
101 51900 166		CUSTODIAL PERSONNEL	4,317	4,403	86	56,322	32,334	32,981	646	0	57,528	24,547	57%
101 51900 169		PART-TIME PERSONNEL	1,020	931	-88	13,751	7,776	8,275	499	0	14,790	6,515	56%
101 51900 188		BONUS PAYMENTS	0	0	0	0	0	4,998	4,998	0	64,624	59,626	8%
101 51900 189		OTHER SALARIES & WAGES	7,407	7,785	378	96,637	55,478	58,246	2,768	0	101,602	43,356	57%
101 51900 201		SOCIAL SECURITY	667	697	30	8,739	5,028	5,539	511	0	11,070	5,531	50%
101 51900 204		PENSIONS	1,127	1,171	45	14,696	8,439	8,762	324	0	15,300	6,538	57%
101 51900 205		EMPLOYEE AND DEPENDENT INSUR	4,505	4,254	-250	52,398	31,532	29,779	-1,753	0	56,222	26,443	53%
101 51900 212		EMPLOYER MEDICARE	171	177	6	2,248	1,289	1,422	133	0	2,590	1,168	55%
101 51900 299		OTHER FRINGE BENEFITS	0	0	0	0	39	0	-39	0	0	0	0%
101 51900 305		AUDIT SERVICES	0	0	0	60,362	0	0	0	0	63,160	63,160	0%

Fnd	Acct	Obj	Account Level Description	January 2020-21	January 2021-22	MONTHLY DIFFERENCE	2020-21 TOTAL EXP	2020-21 YTD	2021-22 YTD	YTD DIFFERENCE	2021-22 OPEN POS	2021-22 BUDGET	REMAINING BUDGET	% BUDGET USED
101			GENERAL FUND											
51900			OTHER GENERAL ADMINISTRATION											
000			000											
101	51900	307	COMMUNICATION (GENERAL)	3,104	3,131	28	37,928	18,794	19,185	391	485	7,200	-12,470	273%
101	51900	308	CONSULTANTS	-90	0	90	7,371	340	833	493	0	20,000	19,167	4%
101	51900	312	CONTRACTS - PRIVATE AGENCIES	378	159	-220	12,464	3,741	3,341	-401	2,489	26,660	20,831	22%
101	51900	320	DUES AND MEMBERSHIPS	2,460	0	-2,460	2,780	2,505	3,300	795	0	840	-2,460	393%
101	51900	332	LGL.NOTICES	213	194	-18	5,567	1,469	2,967	1,498	1,190	3,500	-657	119%
101	51900	333	LICENSES	33	0	-33	123	58	0	-58	0	0	0	0%
101	51900	334	MAINTENANCE AGREEMENTS	834	61,882	61,048	75,648	63,594	188,780	125,186	1,170	191,930	1,980	99%
101	51900	348	POSTAL CHARGES	20	129	109	185	62	204	142	0	0	-204	0%
101	51900	349	PRINTING	0	0	0	0	0	0	0	0	500	500	0%
101	51900	350	INTERNET CONNECTIVITY	3,804	3,212	-592	22,121	12,114	16,238	4,123	0	37,800	21,562	43%
101	51900	351	RENTALS (GENERAL)	180	90	-90	1,752	755	720	-35	424	1,080	-64	106%
101	51900	355	TRAVEL (GENERAL)	404	102	-302	1,358	889	302	-586	0	2,000	1,698	15%
101	51900	356	REGISTRATION FEES	0	0	0	0	0	0	0	0	1,000	1,000	0%
101	51900	411	DATA PROCESSING SUPPLIES	0	0	0	59	0	0	0	0	0	0	0%
101	51900	422	FOOD SUPPLIES	19	0	-19	81	62	133	70	0	950	817	14%
101	51900	435	OFFICE SUPPLIES	0	33	33	997	690	537	-154	0	1,400	863	38%
101	51900	471	SOFTWARE	0	735	735	789	0	735	735	0	800	65	92%
101	51900	499	OTHER SUPP & MATERI (GENERAL	131	0	-131	1,456	165	593	428	690	200	-1,083	642%
101	51900	506	LIABILITY INSURANCE	0	0	0	72,028	72,028	21,725	-50,303	0	75,000	53,275	29%
101	51900	508	PREMIUMS ON CORPORATE SURETY	0	0	0	50	50	0	-50	0	0	0	0%
101	51900	510	TRUSTEE'S COMMISSION	47,526	50,478	2,952	544,712	330,946	306,103	-24,844	0	560,000	253,897	55%
101	51900	511	VEHICLE AND EQUIPMENT INSURA	0	0	0	0	0	381	381	0	0	-381	0%
101	51900	513	WORKER'S COMPENSATION INS.	0	0	0	266,508	266,508	286,012	19,504	0	272,000	-14,012	105%
101	51900	515	LIABILITY CLAIMS	0	0	0	750	750	0	-750	0	1,000	1,000	0%
101	51900	530	FINES, ASSESSMENTS, PENALTIE	0	-287	-287	53	0	58	58	0	0	-58	0%
101	51900	540	TAX RELIEF PROGRAM	69,735	103,352	33,617	396,408	160,966	199,025	38,059	0	400,000	200,975	50%
101	51900	599	OTHER CHARGES	0	501	501	21,053	18,560	501	-18,060	0	30,000	29,499	2%
101	51900	712	HVAC EQUIPMENT	0	0	0	400	400	0	-400	0	0	0	0%
101	51900	---		147,965	243,129	95,168	1,777,794	1,097,361	1,201,675	104,309	6,448	2,020,746	812,624	60%
300			Water Line Projects											
101	51900	308	WATER LINE PROJECTS	0	0	0	0	0	270	270	0	0	-270	0%
101	51900	---		0	0	0	0	0	270	270	0	0	-270	0%

Fnd Acct	Obj	Account Level Description	January 2020-21	January 2021-22	MONTHLY DIFFERENCE	2020-21 TOTAL EXP	2020-21 YTD	2021-22 YTD	YTD DIFFERENCE	2021-22 OPEN POS	2021-22 BUDGET	REMAINING BUDGET	% BUDGET USED
101		GENERAL FUND											
51900		OTHER GENERAL ADMINISTRATION											
000		000											
101 51900 ---			147,965	243,129	95,168	1,777,794	1,097,361	1,201,945	104,579	6,448	2,020,746	812,354	60%
=====													
51910		PRESERVATION OF RECORDS											
000		000											
101 51910 103		ASSISTANTS	2,336	2,382	47	30,471	17,493	17,842	349	0	31,110	13,268	57%
101 51910 105		SUPERVISOR'DIRECTOR	4,983	5,083	100	65,016	37,325	38,071	746	0	66,402	28,331	57%
101 51910 169		PART'TIME PERSONNEL	720	979	259	9,336	5,340	6,633	1,293	0	12,875	6,242	52%
101 51910 188		BONUS PAYMENTS	0	0	0	0	0	3,144	3,144	0	3,144	0	100%
101 51910 201		SOCIAL SECURITY	479	500	20	6,262	3,596	3,932	336	0	7,030	3,098	56%
101 51910 204		PENSIONS	703	717	14	9,176	5,268	5,373	105	0	9,380	4,007	57%
101 51910 205		EMPLOYEE AND DEPENDENT INSUR	1,580	2,260	681	18,954	11,057	12,117	1,060	0	19,718	7,601	61%
101 51910 212		EMPLOYER MEDICARE	112	117	5	1,465	841	919	78	0	1,650	731	56%
101 51910 304		ARCHITECTS	0	0	0	0	0	0	0	0	100	100	0%
101 51910 334		MAINTENANCE AGREEMENTS	165	169	4	1,270	645	503	-142	1,022	1,900	375	80%
101 51910 335		MAINTENANCE AND REPAIR BLDG	0	90	90	2,364	470	740	270	360	5,000	3,900	22%
101 51910 337		MAINTENANCE AND REPAIR OFF E	0	0	0	0	0	0	0	0	100	100	0%
101 51910 347		PEST CONTROL	0	19	19	361	361	380	19	0	361	-19	105%
101 51910 347		DISCOUNTS TAKEN	0	-19	-19	0	0	-19	-19	0	0	19	0%
101 51910 348		POSTAL CHARGES	17	2	-15	25	17	68	52	0	200	132	34%
101 51910 350		INTERNET CONNECTIVITY	87	87	0	1,043	608	608	0	0	1,100	492	55%
101 51910 355		TRAVEL	0	0	0	0	0	0	0	0	500	500	0%
101 51910 410		CUSTODIAL SUPPLIES	0	0	0	110	0	141	141	0	400	259	35%
101 51910 415		ELECTRICITY	1,345	1,220	-124	11,490	4,640	5,758	1,118	0	12,000	6,242	48%
101 51910 435		OFFICE SUPPLIES	0	3,824	3,824	13,279	4,802	13,107	8,305	0	22,859	9,752	57%
101 51910 454		WATER AND SEWER	101	0	-101	608	304	253	-51	0	750	497	34%
101 51910 502		BUILDING AND CONTENTS INSURA	0	0	0	140	140	115	-25	0	1,200	1,085	10%
101 51910 530		FINES, ASSESSMENTS, PENALTIE	0	0	0	0	0	10	10	0	0	-10	0%
101 51910 590		TRANSFERS TO OTHER FUNDS	0	0	0	49,000	0	0	0	0	49,000	49,000	0%
101 51910 ---			12,628	17,430	4,804	220,370	92,907	109,695	16,789	1,382	246,779	135,702	45%
101 51910 ---			12,628	17,430	4,804	220,370	92,907	109,695	16,789	1,382	246,779	135,702	45%
=====													

Fnd Acct	Obj	Account Level Description	January 2020-21	January 2021-22	MONTHLY DIFFERENCE	2020-21 TOTAL EXP	2020-21 YTD	2021-22 YTD	YTD DIFFERENCE	2021-22 OPEN POS	2021-22 BUDGET	REMAINING BUDGET	% BUDGET USED
101		GENERAL FUND											
52100		ACCOUNTS AND BUDGETS											
000		000											
101	52100	105 SUPERVISOR'DIRECTOR	7,423	7,571	148	96,820	55,518	56,709	1,191	0	98,424	41,715	58%
101	52100	119 ACCOUNTANTS'BOOKKEEPERS	14,328	14,014	-314	187,068	107,872	104,862	-3,010	0	259,008	154,146	40%
101	52100	169 PART-TIME PERSONNEL	1,360	0	-1,360	15,360	9,184	4,244	-4,940	0	16,320	12,076	26%
101	52100	188 BONUS PAYMENTS	0	0	0	0	0	8,636	8,636	0	8,636	0	100%
101	52100	201 SOCIAL SECURITY	1,226	1,259	34	16,593	9,262	9,937	675	0	23,550	13,613	42%
101	52100	204 PENSIONS	2,090	2,074	-16	27,001	15,654	15,527	-127	0	34,350	18,823	45%
101	52100	205 EMPLOYEE AND DEPENDENT INSUR	7,070	6,922	-148	81,563	46,629	48,452	1,823	0	102,800	54,348	47%
101	52100	212 EMPLOYER MEDICARE	306	295	-12	4,110	2,299	2,392	93	0	5,510	3,118	43%
101	52100	299 OTHER FRINGE BENEFITS	132	0	-132	168	264	36	-228	0	500	464	7%
101	52100	301 ACCOUNTING SERVICES	0	0	0	0	0	135	135	0	5,000	4,865	3%
101	52100	307 COMMUNICATION (ACCT.& BUDG.)	120	120	0	1,445	721	724	3	0	0	-724	0%
101	52100	312 CONTRACTS - PRIVATE AGENCIES	0	0	0	0	0	0	0	28,695	28,695	0	100%
101	52100	317 DATA PROCESSING SERVICES	0	0	0	27,291	21,116	21,796	680	0	28,890	7,094	75%
101	52100	320 DUES AND MEMBERSHIPS	0	0	0	285	285	350	65	0	660	310	53%
101	52100	334 MAINTENANCE AGREEMENTS	578	434	-143	5,266	3,390	6,008	2,617	9,762	15,716	-53	100%
101	52100	337 MAINTENANCE & REPAIR - OFF E	0	0	0	927	0	0	0	0	0	0	0%
101	52100	348 POSTAL CHARGES (ACCTG & BUDG	-173	-2,670	-2,497	-40	793	-2,789	-3,581	130	3,000	5,659	-89%
101	52100	350 INTERNET CONNECTIVITY	0	68	68	68	0	408	408	0	0	-408	0%
101	52100	355 TRAVEL	0	0	0	0	0	747	747	0	1,585	838	47%
101	52100	356 REGISTRATION FEES	0	0	0	2,789	444	1,370	926	1,800	6,050	2,880	52%
101	52100	411 DATA PROCESSING SUPPLIES	0	13	13	2,083	1,564	892	-672	254	4,400	3,254	26%
101	52100	414 DUPLICATING SUPPLIES (ACCOUN	0	0	0	464	319	158	-161	0	500	342	32%
101	52100	435 OFFICE SUPPLIES (ACCTG & BUD	-20	160	180	1,857	658	337	-321	112	1,200	752	37%
101	52100	599 OTHER CHARGES	0	0	0	0	0	0	0	0	1,300	1,300	0%
101	52100	709 DATA PROCESSING EQUIPMENT	0	787	787	1,851	0	787	787	0	4,729	3,942	17%
101	52100	711 FURNITURE AND FIXTURES	0	0	0	1,340	0	0	0	0	0	0	0%
101	52100	719 OFFICE EQUIPMENT	0	0	0	0	0	0	0	0	8,500	8,500	0%
101	52100	---	34,440	31,047	-3,392	474,309	275,972	281,718	5,746	40,753	659,323	336,854	49%
101	52100	---	34,440	31,047	-3,392	474,309	275,972	281,718	5,746	40,753	659,323	336,854	49%
			=====	=====	=====	=====	=====	=====	=====	=====	=====	=====	=====

Fnd	Acct	Obj	Account Level Description	January 2020-21	January 2021-22	MONTHLY DIFFERENCE	2020-21 TOTAL EXP	2020-21 YTD	2021-22 YTD	YTD DIFFERENCE	2021-22 OPEN POS	2021-22 BUDGET	REMAINING BUDGET	% BUDGET USED
101			GENERAL FUND											
52200			PURCHASING											
000			000											
101	52200	105	SUPERVISOR'DIRECTOR	5,071	5,364	292	66,166	37,985	40,081	2,096	0	70,000	29,919	57%
101	52200	122	PURCHASING PERSONNEL	5,928	6,047	119	76,412	43,990	45,290	1,300	0	78,028	32,739	58%
101	52200	188	BONUS PAYMENTS	0	0	0	0	0	4,272	4,272	0	4,278	6	100%
101	52200	201	SOCIAL SECURITY	647	672	25	8,399	4,829	5,310	481	0	9,450	4,140	56%
101	52200	204	PENSIONS	1,057	1,097	39	13,702	7,878	8,204	326	0	14,230	6,026	58%
101	52200	205	EMPLOYEE AND DEPENDENT INSUR	2,768	2,878	111	33,210	19,373	20,147	775	0	34,538	14,391	58%
101	52200	212	EMPLOYER MEDICARE	151	157	6	1,964	1,129	1,242	112	0	2,210	968	56%
101	52200	307	COMMUNICATION (PURCHASING)	124	82	-42	989	533	550	17	0	1,400	850	39%
101	52200	332	LGL.NOTICES	401	269	-132	3,227	1,640	1,619	-21	1,881	3,500	0	100%
101	52200	333	LICENSES	0	50	50	0	0	75	75	0	0	-75	0%
101	52200	334	MAINTENANCE AGREEMENTS	14	29	14	476	101	101	0	574	1,000	325	68%
101	52200	348	POSTAL CHARGES (PURCHASING)	0	0	0	0	0	275	275	0	400	125	69%
101	52200	355	TRAVEL	0	0	0	0	0	232	232	0	500	268	46%
101	52200	414	DUPLICATING SUPPLIES (PURCHA	0	99	99	399	102	239	137	0	400	161	60%
101	52200	435	OFFICE SUPPLIES (PURCHASING)	99	204	106	801	400	386	-13	52	1,500	1,062	29%
101	52200	530	FINES, ASSESSMENTS, PENALTIE	0	0	0	0	0	0	0	0	0	0	0%
101	52200	709	DATA PROCESSING EQUIPMENT	0	0	0	679	679	0	-679	0	0	0	0%
101	52200	---		16,260	16,948	687	206,424	118,639	128,023	9,385	2,507	221,434	90,905	59%
101	52200	---		16,260	16,948	687	206,424	118,639	128,023	9,385	2,507	221,434	90,905	59%
				=====	=====	=====	=====	=====	=====	=====	=====	=====	=====	=====
52300			PROPERTY ASSESSOR'S OFFICE											
000			000											
101	52300	101	COUNTY OFFICIAL	8,041	8,569	528	96,494	56,288	65,342	9,054	0	108,187	42,845	60%
101	52300	106	DEPUTIES	5,651	4,883	-768	67,440	42,323	28,826	-13,497	0	81,906	53,080	35%
101	52300	188	BONUS PAYMENTS	0	0	0	0	0	2,337	2,337	0	2,337	0	100%
101	52300	189	OTHER SALARIES AND WAGES	2,970	3,030	60	38,750	22,246	22,695	449	0	39,372	16,677	58%
101	52300	201	SOCIAL SECURITY	1,000	990	-10	12,182	7,276	7,168	-108	0	14,455	7,287	50%
101	52300	204	PENSIONS	1,601	1,411	-190	19,470	11,614	10,679	-935	0	22,058	11,379	48%
101	52300	205	EMPLOYEE AND DEPENDENT INSUR	2,745	2,855	110	32,940	19,215	19,984	769	0	34,258	14,274	58%
101	52300	206	LIFE INSURANCE	0	0	0	5,000	0	0	0	0	0	0	0%
101	52300	212	EMPLOYER MEDICARE	234	232	-2	2,849	1,702	1,676	-25	0	3,382	1,706	50%
101	52300	312	CONTRACTS - PRIVATE AGENCIES	40	55	15	612	277	323	46	377	700	0	100%
101	52300	317	DATA PROCESSING SERVICES	0	0	0	32,798	0	0	0	0	35,000	35,000	0%

Fnd	Acct	Obj	Account Level Description	January 2020-21	January 2021-22	MONTHLY DIFFERENCE	2020-21 TOTAL EXP	2020-21 YTD	2021-22 YTD	YTD DIFFERENCE	2021-22 OPEN POS	2021-22 BUDGET	REMAINING BUDGET	% BUDGET USED
101			GENERAL FUND											
52300			PROPERTY ASSESSOR'S OFFICE											
000			000											
101	52300	320	DUES AND MEMBERSHIPS	180	0	-180	3,310	2,905	2,575	-330	0	3,500	925	74%
101	52300	332	LGL.NOTICES	0	0	0	201	0	0	0	400	400	0	100%
101	52300	333	LICENSES	0	0	0	25	25	25	0	0	0	-25	0%
101	52300	334	MAINTENANCE AGREEMENTS	65	70	5	3,745	3,454	4,556	1,103	357	5,610	697	88%
101	52300	338	MAINTENANCE & REPAIR - VEHIC	0	0	0	0	0	17	17	127	1,000	856	14%
101	52300	348	POSTAL CHARGES (ASSESSOR)	84	0	-84	1,000	84	0	-84	0	3,000	3,000	0%
101	52300	349	PRINTING, STATIONERY AND FOR	0	361	361	0	0	361	361	0	0	-361	0%
101	52300	351	RENTALS	0	0	0	1,015	1,015	0	-1,015	900	900	0	100%
101	52300	355	TRAVEL (ASSESSOR)	0	0	0	0	0	936	936	0	1,000	64	94%
101	52300	356	REGISTRATION FEES	675	0	-675	675	675	900	225	0	900	0	100%
101	52300	411	DATA PROCESSING SUPPLIES	0	431	431	505	197	431	234	0	900	469	48%
101	52300	414	DUPLICATING SUPPLIES (ASSESS	0	0	0	431	131	479	348	0	500	21	96%
101	52300	422	FOOD SUPPLIES	0	133	133	414	159	294	135	0	500	206	59%
101	52300	425	GASOLINE (ASSESSOR)	44	83	40	1,187	266	1,041	775	459	1,500	0	100%
101	52300	435	OFFICE SUPPLIES (ASSESSOR)	236	435	199	936	677	1,892	1,214	0	2,500	608	76%
101	52300	437	PERIODICALS (ASSESSOR)	0	0	0	656	0	0	0	500	500	0	100%
101	52300	499	OTHER SUPPLIES AND MATERIALS	0	0	0	274	274	0	-274	0	500	500	0%
101	52300	508	PREMIUMS' CORPORATE SURETY BO	0	0	0	50	50	50	0	0	0	-50	0%
101	52300	599	OTHER CHARGES	0	0	0	0	0	0	0	0	900	900	0%
101	52300	709	DATA PROCESSING EQUIPMENT	0	0	0	507	0	0	0	0	1,000	1,000	0%
101	52300	---		23,566	23,538	-27	323,466	170,853	172,587	1,735	3,120	366,765	191,058	48%
101	52300	---		23,566	23,538	-27	323,466	170,853	172,587	1,735	3,120	366,765	191,058	48%
				=====	=====	=====	=====	=====	=====	=====	=====	=====	=====	=====
52310			REAPPRAISAL PROGRAM											
000			000											
101	52310	106	DEPUTIES	19,595	30,403	10,808	255,651	146,767	197,283	50,516	0	351,492	154,209	56%
101	52310	188	BONUS PAYMENTS	0	0	0	0	0	9,899	9,899	0	9,899	0	100%
101	52310	189	OTHER SALARIES & WAGES	5,787	0	-5,787	75,863	43,652	0	-43,652	0	0	0	0%
101	52310	201	SOCIAL SECURITY (REAPP)	1,492	1,793	300	19,462	11,189	12,166	978	0	22,440	10,274	54%
101	52310	204	PENSIONS	2,439	2,318	-121	31,858	18,299	18,355	56	0	33,780	15,425	54%
101	52310	205	EMPLOYEE AND DEPENDENT INSUR	8,258	8,134	-124	99,090	57,803	63,798	5,996	0	103,054	39,256	62%
101	52310	212	EMPLOYER MEDICARE (REAPP)	349	419	70	4,552	2,617	2,845	229	0	5,250	2,405	54%
101	52310	299	OTHER FRINGE BENEFITS	138	0	-138	438	228	300	72	0	400	100	75%

Fnd	Acct	Obj	Account Level Description	January 2020-21	January 2021-22	MONTHLY DIFFERENCE	2020-21 TOTAL EXP	2020-21 YTD	2021-22 YTD	YTD DIFFERENCE	2021-22 OPEN POS	2021-22 BUDGET	REMAINING BUDGET	% BUDGET USED
101			GENERAL FUND											
52310			REAPPRAISAL PROGRAM											
000			000											
101	52310	301	ACCOUNTING SERVICES(PERS.PRO	5,650	1,740	-3,910	40,800	30,350	19,600	-10,750	32,050	56,850	5,200	91%
101	52310	317	DATA PROCESSING SERVICES	0	0	0	11,675	0	0	0	0	13,500	13,500	0%
101	52310	333	LICENSES	0	0	0	0	0	23	23	0	23	1	98%
101	52310	334	MAINTENANCE AGREEMENTS	32	35	3	572	378	471	93	178	800	150	81%
101	52310	338	MAINTENANCE & REPAIR - VEHIC	0	0	0	223	0	0	0	0	1,000	1,000	0%
101	52310	348	POSTAL CHARGES (REAPPRAISAL)	0	12,460	12,460	5,977	2,000	16,768	14,768	700	17,623	155	99%
101	52310	349	PRINTING, STATIONERY AND FOR	0	0	0	1,194	1,194	0	-1,194	0	1,200	1,200	0%
101	52310	355	TRAVEL (REAPPRAISAL)	0	0	0	0	0	0	0	0	1,000	1,000	0%
101	52310	411	DATA PROCESSING SUPPLIES	78	2,005	1,927	6,185	2,242	2,005	-237	307	7,000	4,688	33%
101	52310	414	DUPLICATING SUPPLIES (REAPP	0	0	0	374	0	0	0	0	500	500	0%
101	52310	425	GASOLINE (REAPPRAISAL)	103	184	81	3,521	1,441	1,630	189	3,370	6,000	1,000	83%
101	52310	435	OFFICE SUPPLIES (REAPPRAISAL	238	1,064	826	4,542	465	1,451	986	798	6,477	4,228	35%
101	52310	453	VEHICLE PARTS	0	0	0	220	220	0	-220	0	500	500	0%
101	52310	511	VEHICLE AND EQUIPMENT INSURA	0	0	0	2,730	2,730	2,824	94	0	2,900	76	97%
101	52310	530	FINES, ASSESSMENTS, PENALTIE	0	0	0	193	0	0	0	0	0	0	0%
101	52310	709	DATA PROCESSING EQUIPMENT	0	0	0	3,158	2,558	4,954	2,396	0	5,000	46	99%
101	52310	718	MOTOR VEHICLES	0	0	0	0	0	23,377	23,377	0	23,377	0	100%
101	52310	---		44,159	60,555	16,395	568,278	324,133	377,749	53,619	37,403	670,065	254,913	62%
101	52310	---		44,159	60,555	16,395	568,278	324,133	377,749	53,619	37,403	670,065	254,913	62%
				=====	=====	=====	=====	=====	=====	=====	=====	=====	=====	=====
52400			COUNTY TRUSTEE'S OFFICE											
000			000											
101	52400	101	COUNTY OFFICIAL	8,041	8,569	528	96,494	56,288	65,342	9,054	0	108,187	42,845	60%
101	52400	106	DEPUTY(IES)	13,205	13,467	263	172,303	98,867	100,871	2,005	0	178,296	77,425	57%
101	52400	140	SALARY SUPPLEMENTS	0	0	0	3,500	1,750	1,750	0	0	3,500	1,750	50%
101	52400	168	TEMPORARY PERSONNEL	6,393	5,025	-1,368	42,366	19,735	19,576	-159	0	51,000	31,424	38%
101	52400	188	BONUS PAYMENTS	0	0	0	0	0	6,053	6,053	0	6,053	0	100%
101	52400	201	SOCIAL SECURITY	1,632	1,594	-38	18,485	10,369	11,409	1,040	0	21,475	10,066	53%
101	52400	204	PENSIONS	2,042	2,118	76	26,168	15,079	16,141	1,063	0	27,868	11,727	58%
101	52400	205	EMPLOYEE AND DEPENDENT INSUR	4,662	4,848	186	55,944	32,634	33,939	1,305	0	58,188	24,249	58%
101	52400	212	EMPLOYER MEDICARE	382	373	-9	4,323	2,425	2,668	243	0	5,022	2,354	53%
101	52400	307	COMMUNICATION (TRUSTEE)	122	60	-62	1,501	735	364	-371	0	1,500	1,136	24%
101	52400	312	CONTRACTS - PRIVATE AGENCIES	22	22	0	148	66	175	109	25	300	100	67%

Fnd	Acct	Obj	Account Level Description	January 2020-21	January 2021-22	MONTHLY DIFFERENCE	2020-21 TOTAL EXP	2020-21 YTD	2021-22 YTD	YTD DIFFERENCE	2021-22 OPEN POS	2021-22 BUDGET	REMAINING BUDGET	% BUDGET USED
101			GENERAL FUND											
52400			COUNTY TRUSTEE'S OFFICE											
000			000											
101	52400	317	DATA PROCESSING SERVICES	0	10,901	10,901	23,850	21,329	24,901	3,573	2,749	29,033	1,383	95%
101	52400	320	DUES AND MEMBERSHIPS	0	0	0	1,053	973	973	0	0	1,100	127	88%
101	52400	332	LGL.NOTICES	0	0	0	507	0	2,070	2,070	2,000	4,500	430	90%
101	52400	333	LICENSES	0	-50	-50	0	0	75	75	0	0	-75	0%
101	52400	334	MAINTENANCE AGREEMENTS	0	52	52	27,431	27,292	28,294	1,002	377	30,220	1,549	95%
101	52400	348	POSTAL CHARGES (TRUSTEE)	0	0	0	0	1,986	2,319	333	100	3,000	581	81%
101	52400	350	INTERNET CONNECTIVITY	0	153	153	458	244	1,195	951	0	250	-945	478%
101	52400	351	RENTALS (TRUSTEE)	2,810	4,465	1,654	28,146	18,203	16,508	-1,695	10,763	26,925	-346	101%
101	52400	355	TRAVEL (TRUSTEE)	170	137	-32	2,009	488	998	509	0	3,000	2,002	33%
101	52400	356	TUITION / REGISTRATION FEES	150	0	-150	70	70	255	185	0	400	145	64%
101	52400	414	DUPLICATING SUPPLIES (TRUSTEE)	0	0	0	290	0	0	0	0	500	500	0%
101	52400	415	ELECTRICITY	103	104	0	1,415	741	784	43	0	2,000	1,216	39%
101	52400	434	NATURAL GAS	135	203	67	663	367	526	159	0	800	274	66%
101	52400	435	OFFICE SUPPLIES (TRUSTEE)	238	630	392	3,412	1,608	2,228	619	0	5,400	3,172	41%
101	52400	599	OTHER CHARGES (TRUSTEE)	0	0	0	0	0	0	0	0	300	300	0%
101	52400	709	DATA PROCESSING EQUIPMENT	458	0	-458	458	458	0	-458	0	758	758	0%
101	52400	719	OFFICE EQUIPMENT	0	0	0	405	405	3,725	3,320	0	8,400	4,675	44%
101	52400	---		40,565	52,671	12,105	511,399	312,112	343,139	31,028	16,014	577,975	218,822	62%
101	52400	---		40,565	52,671	12,105	511,399	312,112	343,139	31,028	16,014	577,975	218,822	62%
=====														
52500			COUNTY CLERK'S OFFICE											
000			000											
101	52500	101	COUNTY OFFICIAL	8,041	8,569	528	96,494	56,288	65,342	9,054	0	108,187	42,845	60%
101	52500	106	DEPUTY(IES)	38,718	39,429	711	507,812	292,758	295,572	2,814	0	549,474	253,902	54%
101	52500	188	BONUS PAYMENTS	0	0	0	0	0	14,224	14,224	0	14,224	0	100%
101	52500	201	SOCIAL SECURITY	2,690	2,749	60	34,792	20,169	21,694	1,525	0	41,785	20,091	52%
101	52500	204	PENSIONS	4,278	4,613	335	56,556	32,241	34,684	2,443	0	63,208	28,524	55%
101	52500	205	EMPLOYEE AND DEPENDENT INSUR	17,343	18,037	694	204,129	117,414	126,257	8,843	0	211,276	85,019	60%
101	52500	212	EMPLOYER MEDICARE	629	643	14	8,137	4,717	5,074	357	0	9,772	4,698	52%
101	52500	299	OTHER FRINGE BENEFITS	222	0	-222	363	378	141	-237	0	400	259	35%
101	52500	307	COMMUNICATION (CO. CLK.)	24	26	2	287	167	178	11	0	288	110	62%
101	52500	312	CONTRACTS - PRIVATE AGENCIES	117	62	-55	756	442	431	-11	509	940	0	100%
101	52500	320	DUES AND MEMBERSHIPS (CO CLK	200	200	0	988	988	988	0	0	1,050	62	94%

Fnd	Acct	Obj	Account Level Description	January 2020-21	January 2021-22	MONTHLY DIFFERENCE	2020-21 TOTAL EXP	2020-21 YTD	2021-22 YTD	YTD DIFFERENCE	2021-22 OPEN POS	2021-22 BUDGET	REMAINING BUDGET	% BUDGET USED
101			GENERAL FUND											
52500			COUNTY CLERK'S OFFICE											
000			000											
101	52500	334	MAINTENANCE AGREEMENTS	102	230	128	32,171	31,628	36,304	4,676	609	36,820	-94	100%
101	52500	335	MAINTENANCE AND REPAIR BLDG	160	0	-160	160	160	0	-160	0	200	200	0%
101	52500	348	POSTAL CHARGES (CO CLERK)	0	4,500	4,500	40,662	27,500	36,338	8,838	0	86,500	50,162	42%
101	52500	349	PRINTING	0	0	0	323	323	0	-323	0	500	500	0%
101	52500	350	INTERNET CONNECTIVITY	279	321	43	2,430	1,524	2,460	936	0	2,260	-200	109%
101	52500	351	RENTALS (CO CLERK)	2,234	3,751	1,517	30,338	19,501	17,708	-1,793	11,251	25,950	-3,009	112%
101	52500	355	TRAVEL (CO CLERK)	184	58	-127	2,144	1,040	1,117	77	0	1,900	783	59%
101	52500	411	DATA PROCESSING SUPPLIES	0	0	0	4,750	1,908	705	-1,202	0	5,000	4,295	14%
101	52500	414	DUPLICATING SUPPLIES	1,650	638	-1,012	3,157	2,408	1,452	-957	0	3,325	1,873	44%
101	52500	415	ELECTRICITY	103	104	0	1,415	741	784	43	0	2,000	1,216	39%
101	52500	434	NATURAL GAS	135	203	67	663	368	526	158	0	800	274	66%
101	52500	435	OFFICE SUPPLIES (CO CLERK)	0	403	403	4,699	2,657	1,686	-972	108	5,000	3,206	36%
101	52500	530	FINES, ASSESSMENTS, PENALTIE	0	10	10	10	0	76	76	0	0	-76	0%
101	52500	---		77,109	84,546	7,436	1,033,236	615,320	663,741	48,420	12,477	1,170,859	494,640	58%
811			COUNTY CLERK CERTIF OF TITLE											
101	52500	317	DATA PROCESSING SERVICES	0	0	0	0	0	900	900	100	0	-1,000	0%
101	52500	411	DATA PROCESSING SUPPLIES	0	0	0	0	0	2,625	2,625	0	0	-2,625	0%
101	52500	435	OFFICE SUPPLIES	0	0	0	0	0	1,925	1,925	0	0	-1,925	0%
101	52500	---		0	0	0	0	0	5,450	5,450	100	0	-5,550	0%
101	52500	---		77,109	84,546	7,436	1,033,236	615,320	669,191	53,870	12,577	1,170,859	489,090	58%
53100			CIRCUIT COURT											
000			000											
101	53100	101	COUNTY OFFICIAL	8,845	9,426	581	106,143	61,917	71,877	9,960	0	119,006	47,129	60%
101	53100	106	DEPUTIES	85,072	91,387	6,315	1,212,743	696,441	685,817	-10,624	0	1,264,556	578,739	54%
101	53100	106	VACATION PAYOUT	0	0	0	0	0	2,601	2,601	0	8,690	6,090	30%
101	53100	169	PART'TIME PERSONNEL	1,030	1,066	36	13,899	8,795	6,822	-1,973	0	17,952	11,130	38%
101	53100	187	OVERTIME PAY	5,617	0	-5,617	8,207	5,617	6,134	517	0	10,000	3,866	61%
101	53100	188	BONUS PAYMENTS	0	0	0	0	0	34,381	34,381	0	34,381	0	100%
101	53100	201	SOCIAL SECURITY	5,828	5,884	57	78,086	45,079	47,092	2,013	0	90,336	43,244	52%

Fnd Acct	Obj	Account Level Description	January 2020-21	January 2021-22	MONTHLY DIFFERENCE	2020-21 TOTAL EXP	2020-21 YTD	2021-22 YTD	YTD DIFFERENCE	2021-22 OPEN POS	2021-22 BUDGET	REMAINING BUDGET	% BUDGET USED
101		GENERAL FUND											
53100		CIRCUIT COURT											
000		000											
101 53100 204		PENSIONS	8,477	8,767	289	112,095	63,631	64,783	1,152	0	134,772	69,989	48%
101 53100 205		EMPLOYEE AND DEPENDENT INSUR	36,450	39,363	2,913	441,639	258,876	272,963	14,087	0	454,615	181,652	60%
101 53100 206		LIFE INSURANCE	0	2,555	2,555	0	0	2,555	2,555	0	2,555	0	100%
101 53100 212		EMPLOYER MEDICARE	1,363	1,376	13	18,262	10,542	11,014	471	0	21,126	10,112	52%
101 53100 299		OTHER FRINGE BENEFITS	36	0	-36	270	120	234	114	0	300	66	78%
101 53100 307		COMMUNICATION	104	103	-2	1,172	559	616	57	0	3,750	3,134	16%
101 53100 312		CONTRACTS - PRIVATE AGENCIES	26	22	-4	356	158	400	242	510	1,600	690	57%
101 53100 320		DUES AND MEMBERSHIPS	0	0	0	1,013	788	788	0	0	1,200	412	66%
101 53100 334		MAINTENANCE AGREEMENTS	838	420	-418	64,226	58,793	60,780	1,987	4,845	85,700	20,075	77%
101 53100 348		POSTAL CHARGES (CIRCUIT CRT)	0	0	0	0	0	0	0	0	12,000	12,000	0%
101 53100 349		PRINTING	460	812	352	3,411	878	1,042	165	2,890	7,500	3,568	52%
101 53100 351		RENTALS (CIRCUIT CRT)	532	510	-22	6,006	4,251	3,025	-1,226	3,961	7,700	714	91%
101 53100 355		TRAVEL (CIRCUIT CRT)	0	276	276	355	0	2,864	2,864	0	3,300	436	87%
101 53100 356		TUITION	0	0	0	0	0	765	765	0	1,000	235	77%
101 53100 411		DATA PROCESSING SUPPLIES	60	1,679	1,619	6,051	2,203	2,868	665	340	10,000	6,791	32%
101 53100 414		DUPLICATING SUPPLIES	870	0	-870	2,609	1,739	1,911	171	0	5,000	3,089	38%
101 53100 435		OFFICE SUPPLIES (CIRCUIT CRT)	345	178	-168	11,683	4,423	5,820	1,398	342	15,000	8,837	41%
101 53100 437		PERIODICALS (CIRCUIT CRT)	0	0	0	585	443	454	12	446	1,500	600	60%
101 53100 499		OTHER SUPPLIES AND MATERIALS	0	0	0	0	0	0	0	0	700	700	0%
101 53100 599		OTHER CHARGES (CIRCUIT CRT)	0	0	0	0	0	0	0	0	1,500	1,500	0%
101 53100 709		DATA PROCESSING EQUIPMENT	0	0	0	1,560	0	2,577	2,577	880	5,000	1,543	69%
101 53100 711		FURNITURE AND FIXTURES	0	0	0	1,878	0	0	0	0	0	0	0%
101 53100 ---			155,953	163,824	7,869	2,092,249	1,225,253	1,290,183	64,931	14,214	2,320,739	1,016,341	56%
815		DATA PROCESSING - CIRCUIT COUR											
101 53100 709		DATA PROCESSING - CIRCUIT CO	0	0	0	19,603	0	0	0	0	0	0	0%
101 53100 ---			0	0	0	19,603	0	0	0	0	0	0	0%
101 53100 ---			155,953	163,824	7,869	2,111,852	1,225,253	1,290,183	64,931	14,214	2,320,739	1,016,341	56%
=====													

Fnd Acct		Account Level		January	January	MONTHLY	2020-21	2020-21	2021-22	YTD	2021-22	2021-22	REMAINING	% BUDGET
Obj	Description	2020-21	2021-22	DIFFERENCE	TOTAL EXP	YTD	YTD	DIFFERENCE	OPEN POS	BUDGET	BUDGET	USED		
101														
	GENERAL FUND													
53310														
	GENERAL SESSIONS JUDGE													
000														
	000													
101	53310	102	JUDGE(S)	43,486	44,008	522	529,084	311,652	308,058	-3,595	0	528,100	220,042	58%
101	53310	169	PART'TIME PERSONNEL	0	0	0	8,822	2,363	4,407	2,044	0	15,600	11,194	28%
101	53310	188	BONUS PAYMENTS	0	0	0	0	0	114	114	0	114	0	100%
101	53310	201	SOCIAL SECURITY	2,645	2,681	36	28,577	15,031	13,442	-1,588	0	34,020	20,578	40%
101	53310	204	PENSIONS	4,179	4,229	50	50,845	29,950	29,605	-345	0	50,760	21,155	58%
101	53310	205	EMPLOYEE AND DEPENDENT INSUR	4,325	4,067	-258	50,990	30,609	28,468	-2,141	0	48,807	20,339	58%
101	53310	212	EMPLOYER MEDICARE	619	627	8	7,661	4,472	4,452	-20	0	7,960	3,508	56%
101	53310	299	OTHER FRINGE BENEFITS	0	0	0	0	0	0	0	0	230	230	0%
101	53310	307	COMMUNICATION	0	0	0	0	0	0	0	0	300	300	0%
101	53310	320	DUES AND MEMBERSHIPS	0	0	0	1,345	936	1,689	753	0	4,000	2,311	42%
101	53310	333	LICENSES	0	0	0	992	583	174	-409	0	1,000	826	17%
101	53310	337	MAINTENANCE & REPAIR - OFF E	0	0	0	1,591	0	0	0	0	1,000	1,000	0%
101	53310	355	TRAVEL	0	0	0	0	0	1,544	1,544	0	10,000	8,456	15%
101	53310	356	REGISTRATION FEES	0	0	0	0	0	900	900	0	350	-550	257%
101	53310	414	DUPLICATING SUPPLIES (SESSIO	0	0	0	0	0	0	0	0	100	100	0%
101	53310	435	OFFICE SUPPLIES	0	86	86	265	0	110	110	87	1,500	1,303	13%
101	53310	437	PERIODICALS	0	37	37	485	485	491	7	309	2,000	1,200	40%
101	53310	499	OTHER SUPPLIES AND MATERIALS	0	0	0	0	0	0	0	0	1,000	1,000	0%
101	53310	530	FINES, ASSESSMENTS, PENALTIE	0	0	0	0	0	1	1	0	0	-1	0%
101	53310	709	DATA PROCESSING EQUIPMENT	0	0	0	744	0	0	0	0	0	0	0%
101	53310	---		55,254	55,735	481	681,401	396,081	393,455	-2,625	396	706,841	312,991	56%
101	53310	---		55,254	55,735	481	681,401	396,081	393,455	-2,625	396	706,841	312,991	56%
=====														
53330			DRUG COURT											
000			000											
101	53330	312	CONTRACTS WITH PRIVATE AGENC	1,250	1,250	0	15,000	7,500	6,250	-1,250	0	15,000	8,750	42%
101	53330	---		1,250	1,250	0	15,000	7,500	6,250	-1,250	0	15,000	8,750	42%

Fnd Acct	Obj	Account Level Description	January 2020-21	January 2021-22	MONTHLY DIFFERENCE	2020-21 TOTAL EXP	2020-21 YTD	2021-22 YTD	YTD DIFFERENCE	2021-22 OPEN POS	2021-22 BUDGET	REMAINING BUDGET	% BUDGET USED
101		GENERAL FUND											
53330		DRUG COURT											
241		RECOVERY COURT COST-REIMB											
101 53330 130		SOCIAL WORKERS/RECOVERY COUR	0	3,077	3,077	0	0	21,843	21,843	0	40,000	18,157	55%
101 53330 201		SOCIAL SEC/RECOVERY COURT CO	0	183	183	0	0	1,315	1,315	0	2,480	1,165	53%
101 53330 204		PENSIONS/RECOVERY COURT CO	0	296	296	0	0	296	296	0	3,850	3,554	8%
101 53330 205		HEALTH INS/RECOVERY COURT CO	0	618	618	0	0	3,089	3,089	0	7,420	4,331	42%
101 53330 212		EMP MEDICARE/RECOVERY COURT	0	43	43	0	0	308	308	0	580	272	53%
101 53330 312		CONTRACTS PRIV/RECOVERY COUR	0	3,053	3,053	0	0	4,297	4,297	0	3,500	-797	123%
101 53330 320		DUES & MEMBER/RECOVERY COURT	0	0	0	0	0	200	200	0	0	-200	0%
101 53330 355		TRAVEL/RECOVERY COURT COST G	0	54	54	0	0	1,419	1,419	0	0	-1,419	0%
101 53330 356		TUITION/REGIST FEE/RECOVERY	0	0	0	0	0	0	0	0	3,500	3,500	0%
101 53330 413		DRUGS & MEDICAL SUPPLIES/REC	0	0	0	0	0	690	690	0	0	-690	0%
101 53330 435		OFFICE SUPPLIES/RECOVERY COU	0	0	0	0	0	0	0	35	5,500	5,465	1%
101 53330 499		OTH SUPPLIES/RECOVERY COURT	0	0	0	0	0	1,640	1,640	1,128	3,176	408	87%
101 53330 ---			0	7,324	7,324	0	0	35,097	35,097	1,163	70,006	33,746	52%
101 53330 ---			1,250	8,574	7,324	15,000	7,500	41,347	33,847	1,163	85,006	42,496	50%
=====													
53400		CHANCERY COURT											
000		000											
101 53400 101		COUNTY OFFICIAL	8,845	9,426	581	106,143	61,917	71,877	9,960	0	119,006	47,129	60%
101 53400 106		DEPUTIES	27,891	28,124	233	359,639	208,908	214,525	5,616	0	407,442	192,917	53%
101 53400 169		PART'TIME PERSONNEL	735	936	201	1,895	1,315	1,222	-93	0	15,300	14,078	8%
101 53400 188		BONUS PAYMENTS	0	0	0	0	0	10,749	10,749	0	10,749	0	100%
101 53400 201		SOCIAL SECURITY	2,223	2,283	60	27,747	16,161	17,798	1,638	0	34,286	16,488	52%
101 53400 204		PENSIONS	3,530	3,366	-165	44,762	26,026	26,410	384	0	50,682	24,272	52%
101 53400 205		EMPLOYEE AND DEPENDENT INSUR	9,603	9,987	384	115,236	67,221	66,624	-597	0	119,850	53,226	56%
101 53400 212		EMPLOYER MEDICARE	520	534	14	6,489	3,780	4,163	383	0	8,026	3,863	52%
101 53400 307		COMMUNICATION	34	53	19	522	266	319	53	0	1,000	681	32%
101 53400 312		CONTRACTS - PRIVATE AGENCIES	8	14	6	173	101	126	25	574	700	0	100%
101 53400 320		DUES & MEMBERSHIPS	0	0	0	1,013	788	788	0	0	1,000	212	79%
101 53400 332		LEGAL NOTICES	690	0	-690	39,137	12,847	9,900	-2,947	27,100	40,000	3,000	93%
101 53400 333		LICENSES	0	0	0	579	170	0	-170	0	600	600	0%
101 53400 334		MAINTENANCE AGREEMENTS	0	0	0	54,103	17,034	32,370	15,336	23,117	56,000	512	99%
101 53400 348		POSTAL CHARGES (CHANCERY)	0	2,076	2,076	2,500	2,090	5,000	2,910	0	5,000	0	100%
101 53400 351		RENTALS (CHANCERY)	0	0	0	4,014	4,424	4,014	-410	0	5,000	986	80%

Fnd	Acct	Obj	Account Level Description	January 2020-21	January 2021-22	MONTHLY DIFFERENCE	2020-21 TOTAL EXP	2020-21 YTD	2021-22 YTD	YTD DIFFERENCE	2021-22 OPEN POS	2021-22 BUDGET	REMAINING BUDGET	% BUDGET USED
101			GENERAL FUND											
53400			CHANCERY COURT											
000			000											
101	53400	411	DATA PROCESSING SUPPLIES	0	0	0	0	0	0	0	0	1,000	1,000	0%
101	53400	414	DUPLICATING SUPPLIES (CHANCE	0	0	0	870	580	580	0	0	1,200	620	48%
101	53400	435	OFFICE SUPPLIES (CHANCERY)	0	716	716	7,486	2,704	5,061	2,357	175	10,000	4,765	52%
101	53400	437	PERIODICALS (CHANCERY)	0	0	0	1,555	1,292	1,377	85	423	1,800	0	100%
101	53400	---		54,079	57,515	3,435	773,863	427,624	472,903	45,279	51,389	888,641	364,349	59%
101	53400	---		54,079	57,515	3,435	773,863	427,624	472,903	45,279	51,389	888,641	364,349	59%
=====														
53600			DISTRICT ATTORNEY GENERAL											
000			000											
101	53600	169	PART'TIME PERSONNEL	0	-696	-696	0	489	307	-182	0	0	-307	0%
101	53600	188	BONUS PAYMENTS	0	0	0	0	0	0	0	0	274	274	0%
101	53600	201	SOCIAL SECURITY (D.A. GRANT)	0	0	0	0	30	0	-30	0	0	0	0%
101	53600	212	EMPLOYER MEDICARE (D.A.)	0	-10	-10	0	7	4	-3	0	0	-4	0%
101	53600	309	CONTRACTS WITH GOVERNMENT AG	5,824	11,647	5,824	69,882	46,588	46,588	0	0	70,000	23,412	67%
101	53600	331	LEGAL SERVICES	7,250	0	-7,250	87,000	50,750	7,250	-43,500	0	0	-7,250	0%
101	53600	---		13,074	10,941	-2,132	156,882	97,864	54,149	-43,715	0	70,274	16,125	77%
101	53600	---		13,074	10,941	-2,132	156,882	97,864	54,149	-43,715	0	70,274	16,125	77%
=====														
53900			OTHER ADMIN OF JUSTICE											
000			000											
101	53900	169	PART-TIME PERSONNEL	2,331	1,805	-525	29,998	17,168	17,581	413	0	31,212	13,631	56%
101	53900	188	BONUS PAYMENTS	0	0	0	0	0	441	441	0	441	0	100%
101	53900	194	JURY AND WITNESS EXPENSE	672	419	-253	7,134	4,580	7,110	2,530	0	23,500	16,390	30%
101	53900	199	OTHER PER DIEM & FEES	267	398	130	2,205	1,815	2,275	460	0	9,500	7,225	24%
101	53900	201	SOCIAL SECURITY	134	97	-36	1,729	988	1,064	76	0	1,940	876	55%
101	53900	205	EMPLOYEE AND DEPENDENT INSUR	1,580	1,212	-367	18,954	11,057	6,882	-4,175	0	19,718	12,836	35%
101	53900	212	EMPLOYER MEDICARE	31	23	-8	404	231	249	18	0	460	211	54%
101	53900	322	EVALUATION AND TESTING	100	1,248	1,148	3,209	909	7,734	6,824	0	9,000	1,266	86%
101	53900	332	LGL.NOTICES	-5	-592	-587	81,106	25,771	-2,725	-28,496	990	96,240	97,975	-2%
101	53900	349	PRINTING	0	0	0	0	0	0	0	0	600	600	0%

Account Level		January	January	MONTHLY	2020-21	2020-21	2021-22	YTD	2021-22	2021-22	REMAINING	% BUDGET		
Fnd	Acct	Obj	Description	2020-21	2021-22	DIFFERENCE	TOTAL EXP	YTD	YTD	DIFFERENCE	OPEN POS	BUDGET	BUDGET	USED
101			GENERAL FUND											
53900			OTHER ADMIN OF JUSTICE											
000			000											
101	53900	421	FOOD PREPARATION SUPPLIES	0	0	0	203	38	0	-38	150	150	0	100%
101	53900	422	FOOD SUPPLIES	0	90	90	62	0	135	135	215	350	0	100%
101	53900	435	OFFICE SUPPLIES (JUSTICE ADM	0	0	0	0	0	0	0	0	500	500	0%
101	53900	499	OTHER SUPPLIES AND MATERIALS	0	0	0	20	0	123	123	0	1,000	877	12%
101	53900	599	OTHER CHARGES (JUSTICE ADM)	0	0	0	0	0	0	0	0	400	400	0%
101	53900	---		5,110	4,700	-408	145,024	62,557	40,869	-21,689	1,355	195,011	152,787	22%
101	53900	---		5,110	4,700	-408	145,024	62,557	40,869	-21,689	1,355	195,011	152,787	22%
=====														
53920			COURTROOM SECURITY											
000			000											
101	53920	106	DEPUTY(IES)	33,955	31,046	-2,909	436,787	247,574	223,327	-24,247	0	451,044	227,717	50%
101	53920	115	SERGEANT(S)	4,229	4,664	435	61,838	38,223	33,273	-4,950	0	62,628	29,355	53%
101	53920	188	BONUS PAYMENTS	0	0	0	0	0	11,476	11,476	0	11,476	0	100%
101	53920	201	SOCIAL SECURITY	2,251	2,100	-151	29,491	16,936	15,838	-1,098	0	32,790	16,952	48%
101	53920	204	PENSIONS	3,203	3,150	-54	42,977	24,173	23,727	-446	0	49,370	25,643	48%
101	53920	205	EMPLOYEE AND DEPENDENT INSUR	9,783	9,823	40	119,772	68,481	71,234	2,753	0	127,265	56,031	56%
101	53920	212	EMPLOYER MEDICARE	526	491	-35	6,897	3,961	3,704	-257	0	7,670	3,966	48%
101	53920	590	TRANSFERS TO OTHER FUNDS	0	0	0	11,399	0	0	0	0	0	0	0%
101	53920	---		53,947	51,274	-2,674	709,161	399,348	382,579	-16,769	0	742,243	359,664	52%
101	53920	---		53,947	51,274	-2,674	709,161	399,348	382,579	-16,769	0	742,243	359,664	52%
=====														
53930			VICTIM ASSISTANCE PROGRAMS											
000			000											
101	53930	316	CONTRIBUTION TO JC	8,520	9,206	686	41,696	18,832	21,120	2,288	0	45,000	23,880	47%
101	53930	---		8,520	9,206	686	41,696	18,832	21,120	2,288	0	45,000	23,880	47%
101	53930	---		8,520	9,206	686	41,696	18,832	21,120	2,288	0	45,000	23,880	47%
=====														

Fnd	Acct	Obj	Account Level Description	January 2020-21	January 2021-22	MONTHLY DIFFERENCE	2020-21 TOTAL EXP	2020-21 YTD	2021-22 YTD	YTD DIFFERENCE	2021-22 OPEN POS	2021-22 BUDGET	REMAINING BUDGET	% BUDGET USED
101			GENERAL FUND											
54110			SHERIFF'S DEPARTMENT											
000			000											
101	54110	101	COUNTY OFFICIAL	10,703	11,405	702	128,434	74,920	54,275	-20,644	0	143,997	89,722	38%
101	54110	106	DEPUTIES	220,860	225,882	5,022	2,814,933	1,630,040	1,590,995	-39,045	0	2,952,552	1,361,557	54%
101	54110	110	LIEUTENANT(S)	63,677	62,671	-1,007	878,708	534,807	605,357	70,549	0	922,836	317,479	66%
101	54110	115	SERGEANT(S)	30,045	35,125	5,080	417,330	217,846	210,650	-7,196	0	431,358	220,708	49%
101	54110	140	SALARY SUPPLEMENTS	0	0	0	72,800	72,800	0	-72,800	0	76,000	76,000	0%
101	54110	169	PART'TIME PERSONNEL	929	3,453	2,524	15,655	11,053	10,174	-878	0	30,600	20,426	33%
101	54110	188	BONUS PAYMENTS	0	0	0	0	0	136,375	136,375	0	136,375	0	100%
101	54110	189	OTHER SALARIES & WAGES	62,933	74,649	11,716	827,112	476,576	519,486	42,911	0	948,191	428,705	55%
101	54110	201	SOCIAL SECURITY	22,690	24,138	1,448	301,548	177,076	182,128	5,051	0	351,386	169,258	52%
101	54110	204	PENSIONS	37,015	35,124	-1,892	469,812	270,575	257,787	-12,789	0	527,299	269,512	49%
101	54110	205	EMPLOYEE AND DEPENDENT INSUR	122,504	111,239	-11,265	1,484,375	851,510	834,100	-17,410	0	1,598,551	764,451	52%
101	54110	206	LIFE INSURANCE	0	0	0	0	0	6,240	6,240	0	0	-6,240	0%
101	54110	212	EMPLOYER MEDICARE	5,307	5,645	339	70,524	41,413	43,043	1,630	0	82,188	39,145	52%
101	54110	299	OTHER FRINGE BENEFITS	1,797	0	-1,797	20,278	11,375	9,481	-1,894	0	12,000	2,519	79%
101	54110	307	COMMUNICATION (SHERIFF DEPT)	5,900	8,086	2,186	66,812	34,880	46,893	12,012	0	65,400	18,507	72%
101	54110	309	CONTRACTS WITH GOVERNMENT AG	0	1,335	1,335	56,010	670	4,005	3,335	0	33,500	29,495	12%
101	54110	312	CONTRACTS - PRIVATE AGENCIES	2,179	58	-2,122	6,015	3,759	317	-3,442	4,798	7,600	2,485	67%
101	54110	317	DATA PROCESSING SERVICES	0	0	0	599	0	0	0	599	1,800	1,201	33%
101	54110	320	DUES AND MEMBERSHIPS	0	632	632	5,142	4,268	4,457	189	0	5,400	943	83%
101	54110	322	EVALUATION AND TESTING	0	1,700	1,700	5,750	2,100	2,750	650	2,250	10,000	5,000	50%
101	54110	327	FREIGHT EXPENSES (SHERIFF)	37	0	-37	1,049	444	355	-89	645	1,000	0	100%
101	54110	332	LGL.NOTICES	0	0	0	0	0	0	0	0	1,000	1,000	0%
101	54110	333	LICENSES	0	0	0	1,801	394	326	-68	0	800	474	41%
101	54110	334	MAINTENANCE AGREEMENTS	2,719	2,719	0	118,394	65,886	65,973	87	59,359	302,705	177,373	41%
101	54110	336	MAINTENANCE & REPAIR - EQUIP	0	0	0	4,962	0	0	0	499	3,500	3,001	14%
101	54110	338	MAINTENANCE & REPAIR - VEHIC	0	2,126	2,126	10,114	709	19,314	18,605	700	26,472	6,458	76%
101	54110	340	MEDICAL AND DENTAL SERVICES	0	232	232	1,500	444	863	419	637	5,000	3,500	30%
101	54110	348	POSTAL CHARGES (SHERIFF)	0	0	0	3,000	2,000	1,665	-335	1,000	5,000	2,335	53%
101	54110	349	PRINTING	0	1,034	1,034	2,304	1,170	2,310	1,140	0	7,000	4,690	33%
101	54110	351	RENTALS (SHERIFF)	4,106	7,516	3,410	44,477	28,785	29,311	526	16,267	46,700	1,122	98%
101	54110	355	TRAVEL (SHERIFF)	133	0	-133	13,489	4,060	5,933	1,873	0	15,000	9,067	40%
101	54110	356	REGISTRATION FEES/TUITION	0	11,660	11,660	25,988	15,278	15,416	139	0	30,000	14,584	51%
101	54110	357	VETERINARY SERVICES	231	130	-100	5,786	3,761	2,133	-1,628	0	6,000	3,867	36%
101	54110	399	OTHER CONTRACTED SERVICES	0	0	0	0	0	0	0	0	2,000	2,000	0%
101	54110	401	ANIMAL FOOD AND SUPPLIES	336	353	18	3,638	1,886	1,972	86	1,028	4,000	1,000	75%
101	54110	411	DATA PROCESSING SUPPLIES	0	861	861	11,046	4,315	10,040	5,726	7,738	18,970	1,191	94%

Fnd	Acct	Obj	Account Level Description	January 2020-21	January 2021-22	MONTHLY DIFFERENCE	2020-21 TOTAL EXP	2020-21 YTD	2021-22 YTD	YTD DIFFERENCE	2021-22 OPEN POS	2021-22 BUDGET	REMAINING BUDGET	% BUDGET USED
101			GENERAL FUND											
54110			SHERIFF'S DEPARTMENT											
000			000											
101	54110	414	DUPLICATING SUPPLIES (SHERIF	0	0	0	580	290	347	57	0	1,500	1,153	23%
101	54110	422	FOOD SUPPLIES	0	0	0	0	0	0	0	0	1,000	1,000	0%
101	54110	424	GARAGE SUPPLIES (SHERIFF)	0	1,068	1,068	11,359	2,221	3,742	1,522	773	12,000	7,485	38%
101	54110	425	GASOLINE (SHERIFF)	12,466	24,860	12,393	188,250	75,533	140,683	65,150	59,588	235,000	34,729	85%
101	54110	429	INSTR. SUPPLIES & MATERIALS	0	0	0	0	0	0	0	0	2,000	2,000	0%
101	54110	431	LAW ENFORCEMENT SUPP (SHERIF	18	2,247	2,229	108,391	7,095	24,324	17,229	3,849	80,000	51,827	35%
101	54110	433	LUBRICANTS (SHERIFF)	0	0	0	5,926	0	591	591	0	8,000	7,409	7%
101	54110	435	OFFICE SUPPLIES (SHERIFF)	252	363	112	4,956	1,829	2,097	268	444	5,000	2,459	51%
101	54110	437	PERIODICALS (SHERIFF)	155	239	84	2,373	1,291	1,703	411	634	4,400	2,063	53%
101	54110	450	TIRES & TUBES (SHERIFF)	0	0	0	24,697	11,315	12,851	1,536	2,273	25,000	9,875	60%
101	54110	451	UNIFORMS (SHERIFF)	957	1,387	430	97,179	4,112	13,915	9,802	20,336	98,500	64,249	35%
101	54110	453	VEHICLE PARTS (SHERIFF)	0	3,556	3,556	49,261	17,472	32,173	14,701	2,957	71,000	35,870	49%
101	54110	471	SOFTWARE	0	0	0	2,179	432	432	0	598	1,030	0	100%
101	54110	499	OTHER SUPP & MATERI (SHERIFF	11	329	318	10,431	1,066	4,217	3,151	861	8,000	2,922	63%
101	54110	502	BUILDING AND CONTENTS INSURA	0	0	0	824	824	1,569	745	0	0	-1,569	0%
101	54110	506	LIABILITY INSURANCE	0	0	0	93,750	93,750	145,053	51,303	0	96,000	-49,053	151%
101	54110	508	PREMIUMS ON CORPORATE SURETY	0	0	0	200	200	0	-200	0	150	150	0%
101	54110	511	VEHICLE AND EQUIPMENT INSURA	0	0	0	60,029	60,029	71,091	11,062	0	65,000	-6,091	109%
101	54110	515	LIABILITY CLAIMS	0	0	0	202	202	1,000	798	0	1,000	0	100%
101	54110	530	FINES, ASSESSMENTS, PENALTIE	0	0	0	3,839	3,839	4,856	1,017	0	0	-4,856	0%
101	54110	599	OTHER CHARGES (SHERIFF)	0	0	0	4,646	4,646	4,646	0	0	6,850	2,204	68%
101	54110	709	DATA PROCESSING EQUIPMENT	0	0	0	13,311	7,316	0	-7,316	6,976	10,000	3,024	70%
101	54110	716	LAW ENFORCEMENT EQUIPMENT	0	0	0	18,565	0	0	0	0	0	0	0%
101	54110	717	MAINTENANCE EQUIPMENT	0	0	0	4,382	0	0	0	0	0	0	0%
101	54110	718	MOTOR VEHICLES	3,077	4,298	1,221	427,825	14,202	233,864	219,662	171,752	430,400	24,784	94%
101	54110	790	OTHER EQUIPMENT	0	0	0	860	0	0	0	0	0	0	0%
101	54110	---		611,037	666,120	55,083	9,023,400	4,852,464	5,373,278	520,814	366,561	9,974,010	4,234,169	58%
821			ASSET FORFEITURE FUNDS											
101	54110	431	ASSET FORFEITURE FUNDS	0	0	0	32,002	0	0	0	0	0	0	0%
101	54110	---		0	0	0	32,002	0	0	0	0	0	0	0%

Fnd	Acct	Obj	Account Level Description	January 2020-21	January 2021-22	MONTHLY DIFFERENCE	2020-21 TOTAL EXP	2020-21 YTD	2021-22 YTD	YTD DIFFERENCE	2021-22 OPEN POS	2021-22 BUDGET	REMAINING BUDGET	% BUDGET USED
101			GENERAL FUND											
54110			SHERIFF'S DEPARTMENT											
827			MILITARY SURPLUS PROP PROCEEDS											
101	54110	317	DATA PROC SERVICES/MIL SURPL	0	0	0	174,000	0	0	0	0	0	0	0%
101	54110	---		0	0	0	174,000	0	0	0	0	0	0	0%
101	54110	---		611,037	666,120	55,083	9,229,402	4,852,464	5,373,278	520,814	366,561	9,974,010	4,234,169	58%
=====														
54150			DRUG ENFORCEMENT											
000			000											
101	54150	162	CLERICAL PERSONNEL	0	-2,680	-2,680	0	0	896	896	0	0	-896	0%
101	54150	201	SOCIAL SECURITY	0	-162	-162	0	0	53	53	0	0	-53	0%
101	54150	204	PENSIONS	0	-258	-258	0	0	86	86	0	0	-86	0%
101	54150	205	EMPLOYEE AND DEPENDENT INSUR	0	-618	-618	0	0	0	0	0	0	0	0%
101	54150	212	EMPLOYER MEDICARE	0	-38	-38	0	0	12	12	0	0	-12	0%
101	54150	---		0	-3,756	-3,756	0	0	1,047	1,047	0	0	-1,047	0%
101	54150	---		0	-3,756	-3,756	0	0	1,047	1,047	0	0	-1,047	0%
=====														
54160			ADMIN OF SEX OFFENDER REGISTRY											
000			000											
101	54160	358	REMITTANCE OF REVENUES	0	200	200	5,800	2,350	600	-1,750	0	0	-600	0%
101	54160	---		0	200	200	5,800	2,350	600	-1,750	0	0	-600	0%
101	54160	---		0	200	200	5,800	2,350	600	-1,750	0	0	-600	0%
=====														
54210			JAIL											
000			000											
101	54210	106	DEPUTIES	193,333	254,291	60,958	2,474,676	1,482,033	1,578,935	96,902	0	2,657,712	1,078,777	59%
101	54210	110	LIEUTENANTS (DET. CTR.)	34,266	45,700	11,433	423,708	256,610	255,443	-1,167	0	510,306	254,863	50%
101	54210	115	SERGEANT(S) (DET. CTR.)	21,140	24,633	3,493	262,300	157,689	153,062	-4,627	0	284,784	131,722	54%
101	54210	169	PART'TIME PERSONNEL	4,037	4,463	426	39,154	23,138	18,973	-4,165	0	56,814	37,841	33%
101	54210	188	BONUS PAYMENTS	0	0	0	0	0	81,605	81,605	0	81,605	0	100%

Fnd	Acct	Obj	Account Level Description	January 2020-21	January 2021-22	MONTHLY DIFFERENCE	2020-21 TOTAL EXP	2020-21 YTD	2021-22 YTD	YTD DIFFERENCE	2021-22 OPEN POS	2021-22 BUDGET	REMAINING BUDGET	% BUDGET USED
101			GENERAL FUND											
54210			JAIL											
000			000											
101	54210	189	OTHER SALARIES & WAGES	54,330	78,754	24,424	715,188	405,945	411,087	5,142	0	715,122	304,035	57%
101	54210	201	SOCIAL SECURITY	18,109	24,230	6,121	231,040	137,458	148,446	10,988	0	269,540	121,094	55%
101	54210	204	PENSIONS	25,574	26,801	1,228	324,533	193,968	187,495	-6,473	0	400,540	213,045	47%
101	54210	205	EMPLOYEE AND DEPENDENT INSUR	83,250	85,649	2,399	962,271	553,959	596,604	42,645	0	1,083,160	486,556	55%
101	54210	212	EMPLOYER MEDICARE	4,250	5,667	1,417	54,165	32,257	34,721	2,464	0	63,040	28,319	55%
101	54210	299	OTHER FRINGE BENEFITS	909	0	-909	1,761	1,572	720	-852	0	3,000	2,280	24%
101	54210	301	ACCOUNTING SERVICES	0	0	0	9,360	0	0	0	0	0	0	0%
101	54210	302	ADVERTISING	0	0	0	0	0	1,768	1,768	0	3,000	1,232	59%
101	54210	307	COMMUNICATION(DETENTION CTR)	437	376	-61	3,966	2,079	2,328	249	0	8,500	6,172	27%
101	54210	310	CONTRACTS - PRISONER TRANSP	0	0	0	30,000	0	0	0	0	30,000	30,000	0%
101	54210	312	CONTRACTS WITH PRIVATE AGENC	362,484	285,031	-77,453	1,692,228	812,093	1,132,708	320,615	530,010	1,712,790	50,072	97%
101	54210	320	DUES AND MEMBERSHIPS	0	0	0	0	0	0	0	0	300	300	0%
101	54210	327	FREIGHT EXPENSES (JAIL)	0	0	0	75	0	0	0	0	0	0	0%
101	54210	334	MAINTENANCE AGREEMENTS	6,043	31,800	25,757	236,101	160,806	144,153	-16,653	88,669	236,100	3,278	99%
101	54210	335	MAINTENANCE & REPAIR - BLDGS	0	398	398	15,610	0	7,352	7,352	14,513	49,200	27,335	44%
101	54210	336	MAINTENANCE & REPAIR - EQUIP	852	1,547	694	26,648	3,708	7,510	3,802	6,093	20,000	6,397	68%
101	54210	340	MEDICAL & DENTAL SERV (JAIL)	0	2,150	2,150	9,500	4,442	6,725	2,283	2,075	12,000	3,200	73%
101	54210	347	PEST CONTROL (JAIL)	0	500	500	5,500	5,500	6,000	500	0	7,000	1,000	86%
101	54210	347	DISCOUNTS TAKEN	0	-500	-500	0	0	-500	-500	0	0	500	0%
101	54210	348	POSTAL CHARGES (JAIL)	0	0	0	288	288	0	-288	0	700	700	0%
101	54210	349	PRINTING	0	0	0	3,775	1,059	168	-891	0	4,000	3,832	4%
101	54210	350	INTERNET CONNECTIVITY	0	0	0	4,533	2,233	986	-1,248	0	4,500	3,514	22%
101	54210	351	RENTALS (JAIL)	0	110	110	11,525	4,802	5,317	515	7,409	15,800	3,074	81%
101	54210	354	TRANSPORTATION (PRISONERS)	0	0	0	0	0	829	829	0	7,000	6,171	12%
101	54210	355	TRAVEL (JAIL)	496	0	-496	2,657	2,611	3,965	1,354	0	8,000	4,035	50%
101	54210	356	REGISTRATION FEES	0	0	0	889	0	0	0	0	5,000	5,000	0%
101	54210	359	DISPOSAL FEES	1,634	884	-750	9,059	4,131	4,311	180	0	10,100	5,789	43%
101	54210	410	CUSTODIAL SUPPLIES (JAIL)	3	11,499	11,496	74,948	30,757	47,476	16,720	10,790	75,000	16,734	78%
101	54210	411	DATA PROCESSING SUPPLIES	0	254	254	10,801	6,280	2,315	-3,965	3,413	30,303	24,574	19%
101	54210	412	DIESEL FUEL	0	0	0	0	0	0	0	0	500	500	0%
101	54210	414	DUPLICATING SUPPLIES (JAIL)	0	694	694	3,081	1,160	1,854	694	0	5,600	3,746	33%
101	54210	415	ELECTRICITY(DETENTION CTR)	18,731	17,022	-1,710	267,682	144,779	139,902	-4,877	0	325,000	185,098	43%
101	54210	421	FOOD PREPARATION SUPP (JAIL)	766	689	-77	11,469	4,570	11,405	6,835	1,684	15,000	1,911	87%
101	54210	422	FOOD SUPPLIES (JAIL)	61,836	71,991	10,154	668,336	325,390	398,623	73,233	126,377	710,000	185,000	74%
101	54210	431	LAW ENFORCEMENT SUPP (JAIL)	0	0	0	13,810	0	5,800	5,800	0	14,500	8,700	40%
101	54210	434	NATURAL GAS(DETENTION CTR)	8,372	13,692	5,321	66,798	27,884	42,074	14,190	0	74,500	32,426	56%

Fnd Acct	Obj	Account Level Description	January 2020-21	January 2021-22	MONTHLY DIFFERENCE	2020-21 TOTAL EXP	2020-21 YTD	2021-22 YTD	YTD DIFFERENCE	2021-22 OPEN POS	2021-22 BUDGET	REMAINING BUDGET	% BUDGET USED
101		GENERAL FUND											
54210		JAIL											
000		000											
101 54210 435		OFFICE SUPPLIES (JAIL)	715	814	99	13,336	2,135	4,921	2,786	817	12,078	6,340	48%
101 54210 435		DISCOUNTS TAKEN	0	-11	-11	0	0	-11	-11	0	0	11	0%
101 54210 441		PRISONERS CLOTHING	0	933	933	19,194	2,146	5,877	3,731	10,746	31,000	14,377	54%
101 54210 451		UNIFORMS	0	334	334	25,819	3,333	1,125	-2,208	1,064	30,000	27,811	7%
101 54210 454		WATER AND SEWER(DETENTION CT	25,282	16,740	-8,542	152,830	70,465	93,221	22,757	0	150,000	56,779	62%
101 54210 468		CHEMICALS	0	0	0	0	0	514	514	0	2,400	1,886	21%
101 54210 471		SOFTWARE	0	0	0	0	0	0	0	0	597	597	0%
101 54210 499		OTHER SUPP & MATERI (JAIL)	3,434	10,013	6,579	67,354	24,034	27,001	2,966	6,459	41,801	8,341	80%
101 54210 502		BUILDING AND CONTENTS INSURA	0	0	0	56,648	56,648	84,725	28,077	0	57,000	-27,725	149%
101 54210 506		LIABILITY INSURANCE	0	0	0	140	140	140	0	0	0	-140	0%
101 54210 515		LIABILITY CLAIMS	0	0	0	500	500	0	-500	0	1,000	1,000	0%
101 54210 530		FINES, ASSESSMENTS, PENALTIE	4	10	6	71	31	30	-1	0	0	-30	0%
101 54210 599		OTHER CHARGES (JAIL)	0	0	0	0	0	0	0	0	5,500	5,500	0%
101 54210 709		DATA PROCESSING EQUIPMENT	0	0	0	7,381	0	0	0	0	10,000	10,000	0%
101 54210 711		FURNITURE AND FIXTURES	0	0	0	0	0	0	0	1,422	1,422	0	100%
101 54210 716		LAW ENFORCEMENT EQUIPMENT	0	0	0	10,480	0	0	0	0	0	0	0%
101 54210 717		MAINTENANCE EQUIPMENT	0	0	0	2,759	2,759	0	-2,759	0	0	0	0%
101 54210 790		OTHER EQUIPMENT	0	0	0	0	0	0	0	699	699	0	100%
101 54210 ---			930,287	1,017,158	86,869	9,023,947	4,951,392	5,657,703	706,311	812,240	9,853,513	3,383,569	66%
101 54210 ---			930,287	1,017,158	86,869	9,023,947	4,951,392	5,657,703	706,311	812,240	9,853,513	3,383,569	66%
=====													
54240		JUVENILE SERVICES											
000		000											
101 54240 105		SUPERVISOR'DIRECTOR	4,149	4,232	83	54,132	31,077	31,695	618	0	55,284	23,589	57%
101 54240 112		YOUTH SERVICE OFFICER(S)	7,894	8,327	433	101,602	61,368	62,320	952	0	112,892	50,572	55%
101 54240 133		PARAPROFESSIONALS	3,869	0	-3,869	50,472	28,976	17,355	-11,620	0	51,510	34,155	34%
101 54240 188		BONUS PAYMENTS	0	0	0	0	0	5,308	5,308	0	6,429	1,121	83%
101 54240 201		SOCIAL SECURITY	970	761	-209	12,388	7,306	7,044	-261	0	14,020	6,976	50%
101 54240 204		PENSIONS	1,529	1,207	-322	19,114	11,668	9,505	-2,164	0	21,120	11,615	45%
101 54240 205		EMPLOYEE AND DEPENDENT INSUR	2,970	1,853	-1,117	33,264	20,790	15,444	-5,346	0	37,076	21,632	42%
101 54240 206		LIFE INSURANCE	0	2,625	2,625	0	0	2,625	2,625	0	0	-2,625	0%
101 54240 212		EMPLOYER MEDICARE	227	178	-49	2,897	1,709	1,647	-61	0	3,280	1,633	50%
101 54240 299		OTHER FRINGE BENEFITS	267	0	-267	267	426	0	-426	0	450	450	0%

Fnd	Acct	Obj	Account Level Description	January 2020-21	January 2021-22	MONTHLY DIFFERENCE	2020-21 TOTAL EXP	2020-21 YTD	2021-22 YTD	YTD DIFFERENCE	2021-22 OPEN POS	2021-22 BUDGET	REMAINING BUDGET	% BUDGET USED
101			GENERAL FUND											
54240			JUVENILE SERVICES											
000			000											
101	54240	307	COMMUNICATION (JUVENILE SERV	222	183	-39	2,255	1,139	1,109	-29	0	2,000	891	55%
101	54240	309	CONTRACTS WITH GOVT.AGENCIES	0	0	0	4,500	0	0	0	0	4,500	4,500	0%
101	54240	310	CONTR.W'OTHER PUBLIC AGENCIE	14,725	12,904	-1,821	186,554	92,456	81,587	-10,870	0	168,000	86,413	49%
101	54240	312	CONTRACTS - PRIVATE AGENCIES	0	13	13	151	38	92	53	58	150	0	100%
101	54240	317	DATA PROCESSING SERVICES	0	0	0	3,750	0	0	0	3,750	3,750	0	100%
101	54240	320	DUES AND MEMBERSHIPS	0	0	0	0	0	80	80	0	950	870	8%
101	54240	334	MAINTENANCE AGREEMENTS	0	182	182	837	330	371	41	1,371	2,000	258	87%
101	54240	348	POSTAL CHARGES	0	0	0	0	0	1,000	1,000	0	3,000	2,000	33%
101	54240	351	RENTALS	0	156	156	624	312	312	0	312	1,300	676	48%
101	54240	355	TRAVEL (JUVENILE)	0	0	0	382	0	0	0	0	7,500	7,500	0%
101	54240	356	REGISTRATION FEES	0	0	0	0	0	120	120	0	200	80	60%
101	54240	413	DRUGS AND MEDICAL SUPPLIES	0	0	0	894	0	0	0	0	500	500	0%
101	54240	414	DUPLICATING SUPPLIES (JUVENI	0	0	0	203	0	174	174	0	350	177	50%
101	54240	435	OFFICE SUPPLIES (JUVENILE)	137	553	416	2,143	1,299	1,876	577	2,166	8,500	4,458	48%
101	54240	599	OTHER CHARGES	0	0	0	0	0	0	0	0	300	300	0%
101	54240	---		36,959	33,174	-3,785	476,429	258,894	239,664	-19,229	7,657	505,061	257,741	49%
101	54240	---		36,959	33,174	-3,785	476,429	258,894	239,664	-19,229	7,657	505,061	257,741	49%
				=====	=====	=====	=====	=====	=====	=====	=====	=====	=====	=====
54250			WORK RELEASE PROGRAM											
000			000											
101	54250	191	BD & COMMITTEE MEMBERS FEES	0	840	840	9,360	4,680	5,520	840	0	10,800	5,280	51%
101	54250	201	SOCIAL SECURITY	0	52	52	578	289	342	53	0	710	368	48%
101	54250	204	PENSIONS	0	0	0	254	150	0	-150	0	300	300	0%
101	54250	212	EMPLOYER MEDICARE	0	12	12	135	68	80	12	0	160	80	50%
101	54250	---		0	904	904	10,327	5,187	5,942	755	0	11,970	6,028	50%
101	54250	---		0	904	904	10,327	5,187	5,942	755	0	11,970	6,028	50%
				=====	=====	=====	=====	=====	=====	=====	=====	=====	=====	=====

Fnd Acct	Obj	Account Level Description	January 2020-21	January 2021-22	MONTHLY DIFFERENCE	2020-21 TOTAL EXP	2020-21 YTD	2021-22 YTD	YTD DIFFERENCE	2021-22 OPEN POS	2021-22 BUDGET	REMAINING BUDGET	% BUDGET USED
101		GENERAL FUND											
54310		FIRE PREVENTION AND CONTROL											
000		000											
101	54310	316 CONTRIBUTIONS	247,500	252,375	4,875	971,000	743,500	758,625	15,125	0	990,500	231,875	77%
101	54310	599 OTHER CHARGES	0	0	0	0	0	0	0	0	21,000	21,000	0%
101	54310	---	247,500	252,375	4,875	971,000	743,500	758,625	15,125	0	1,011,500	252,875	75%
101	54310	---	247,500	252,375	4,875	971,000	743,500	758,625	15,125	0	1,011,500	252,875	75%
=====													
54410		CIVIL DEFENSE - E.M.A.											
000		000											
101	54410	105 SUPERVISOR/DIRECTOR	4,864	5,210	346	63,461	36,433	38,903	2,471	0	68,000	29,097	57%
101	54410	169 PART-TIME PERSONNEL	984	14	-970	12,621	6,963	1,656	-5,307	0	16,500	14,844	10%
101	54410	188 BONUS PAYMENTS	0	0	0	0	0	3,121	3,121	0	3,135	14	100%
101	54410	189 OTHER SALARIES & WAGES	3,139	3,234	94	41,193	23,748	24,205	457	0	42,230	18,025	57%
101	54410	201 SOCIAL SECURITY	539	506	-33	7,047	4,036	4,078	42	0	8,070	3,992	51%
101	54410	204 PENSIONS	769	811	42	10,057	5,783	6,065	281	0	10,600	4,535	57%
101	54410	205 EMPLOYEE AND DEPENDENT INSUR	2,174	2,260	87	26,082	15,215	15,823	609	0	27,144	11,321	58%
101	54410	212 EMPLOYER MEDICARE	126	118	-8	1,648	944	954	10	0	1,890	936	50%
101	54410	299 OTHER FRINGE BENEFITS	0	0	0	0	0	0	0	0	600	600	0%
101	54410	307 COMMUNICATION	499	93	-406	3,894	1,995	2,007	12	0	11,650	9,643	17%
101	54410	309 CONTRACTS WITH GOVERNMENT AG	0	0	0	3,000	0	0	0	0	0	0	0%
101	54410	317 DATA PROCESSING SERVICES	0	0	0	0	0	624	624	0	650	26	96%
101	54410	320 DUES AND MEMBERSHIPS	0	0	0	110	110	110	0	0	300	190	37%
101	54410	333 LICENSES	0	0	0	0	0	0	0	0	200	200	0%
101	54410	334 MAINTENANCE AGREEMENTS	9,019	4,256	-4,763	9,917	9,464	4,777	-4,687	2,478	8,210	955	88%
101	54410	337 MAINTENANCE AND REPAIR SERVI	0	0	0	0	0	0	0	0	1,010	1,010	0%
101	54410	338 MAINTENANCE AND REPAIR SERVI	0	0	0	0	0	0	0	5,559	500	-5,059	1,112%
101	54410	348 POSTAL CHARGES	0	0	0	0	0	0	0	0	50	50	0%
101	54410	349 PRINTING, STATIONERY AND FOR	0	0	0	120	0	0	0	0	1,000	1,000	0%
101	54410	350 INTERNET CONNECTIVITY	513	1,079	566	3,088	2,059	2,366	307	0	5,200	2,835	45%
101	54410	351 RENTALS	1,150	1,150	0	13,800	8,050	8,050	0	6,900	13,800	-1,150	108%
101	54410	353 TOWING SERVICES	0	0	0	900	900	0	-900	0	0	0	0%
101	54410	355 TRAVEL	0	0	0	0	0	336	336	0	7,280	6,944	5%
101	54410	356 TUITION	0	0	0	200	0	470	470	0	4,350	3,880	11%
101	54410	410 CUSTODIAL SUPPLIES	0	0	0	0	0	0	0	0	300	300	0%
101	54410	411 DATA PROCESSING SUPPLIES	0	0	0	278	278	8	-270	0	1,500	1,492	1%

Fnd	Acct	Obj	Account Level Description	January 2020-21	January 2021-22	MONTHLY DIFFERENCE	2020-21 TOTAL EXP	2020-21 YTD	2021-22 YTD	YTD DIFFERENCE	2021-22 OPEN POS	2021-22 BUDGET	REMAINING BUDGET	% BUDGET USED
101			GENERAL FUND											
54410			CIVIL DEFENSE - E.M.A.											
000			000											
101	54410	422	FOOD SUPPLIES	99	0	-99	99	99	48	-51	0	0	-48	0%
101	54410	425	GASOLINE	159	219	60	2,345	924	2,002	1,078	7,998	10,000	0	100%
101	54410	435	OFFICE SUPPLIES	212	0	-212	848	578	118	-460	682	800	0	100%
101	54410	446	SMALL TOOLS	0	0	0	12,879	128	0	-128	200	7,143	6,943	3%
101	54410	450	TIRES AND TUBES	0	0	0	0	0	0	0	0	1,000	1,000	0%
101	54410	451	UNIFORMS	0	0	0	678	0	51	51	51	1,500	1,398	7%
101	54410	453	VEHICLE PARTS	0	0	0	0	0	0	0	0	1,000	1,000	0%
101	54410	499	OTHER SUPPLIES AND MATERIALS	0	0	0	0	0	111	111	160	0	-271	0%
101	54410	502	BUILDING AND CONTENTS INSURA	0	0	0	125	125	129	4	0	300	171	43%
101	54410	506	LIABILITY INSURANCE	0	0	0	309	309	321	12	0	300	-21	107%
101	54410	511	INSURANCE-VEHICLE/EQUIP	0	0	0	1,278	1,278	1,321	43	0	1,300	-21	102%
101	54410	530	FINES, ASSESSMENTS, PENALTIE	10	20	10	10	10	40	30	0	0	-40	0%
101	54410	709	DATA PROCESSING EQUIPMENT	0	0	0	3,115	0	0	0	0	2,400	2,400	0%
101	54410	711	FURNITURE AND FIXTURES	0	0	0	239	0	0	0	244	0	-244	0%
101	54410	790	OTHER EQUIPMENT	0	0	0	307	0	0	0	0	0	0	0%
101	54410	---		24,256	18,970	-5,286	219,648	119,429	117,694	-1,734	24,272	259,912	117,947	55%
020			FEMA 4/13/20 FLOOD											
101	54410	312	CONTRACTS W/PRIV/FEMA FLOOD	0	0	0	3,810	3,810	0	-3,810	0	0	0	0%
101	54410	---		0	0	0	3,810	3,810	0	-3,810	0	0	0	0%
101	54410	---		24,256	18,970	-5,286	223,458	123,239	117,694	-5,544	24,272	259,912	117,947	55%
54420			RESCUE SQUAD & LIFE SAVING CRE											
000			000											
101	54420	316	CONTRIBUTIONS	42,150	43,000	850	84,300	84,300	86,000	1,700	0	86,000	0	100%
101	54420	---		42,150	43,000	850	84,300	84,300	86,000	1,700	0	86,000	0	100%
101	54420	---		42,150	43,000	850	84,300	84,300	86,000	1,700	0	86,000	0	100%

Fnd	Acct	Obj	Account Level Description	January 2020-21	January 2021-22	MONTHLY DIFFERENCE	2020-21 TOTAL EXP	2020-21 YTD	2021-22 YTD	YTD DIFFERENCE	2021-22 OPEN POS	2021-22 BUDGET	REMAINING BUDGET	% BUDGET USED
101			GENERAL FUND											
54490			OTHER EMERGENCY MANAGEMENT											
262			HOMELAND SECURITY GRANT 2018											
101	54490	316	HOMELAND SECURITY GRANT 2018	10,945	0	-10,945	45,336	24,546	0	-24,546	0	0	0	0%
101	54490	---		10,945	0	-10,945	45,336	24,546	0	-24,546	0	0	0	0%
263			HOMELAND SECURITY GRANT 2019											
101	54490	316	HOMELAND SECURITY GRANT 2019	0	9,337	9,337	53,618	33,929	9,337	-24,592	0	0	-9,337	0%
101	54490	---		0	9,337	9,337	53,618	33,929	9,337	-24,592	0	0	-9,337	0%
264			HOMELAND SECURITY GRANT 2020											
101	54490	316	HOMELAND SECURITY GRANT 2020	0	0	0	0	0	0	0	0	128,000	128,000	0%
101	54490	---		0	0	0	0	0	0	0	0	128,000	128,000	0%
299			HAZMAT PLANNING FY2022											
101	54490	312	CONTRACT W/PRIV AGENCIES HAZ	0	0	0	0	0	0	0	0	25,000	25,000	0%
101	54490	---		0	0	0	0	0	0	0	0	25,000	25,000	0%
101	54490	---		10,945	9,337	-1,608	98,954	58,475	9,337	-49,138	0	153,000	143,663	6%
=====														
54610			COUNTY MEDICAL EXAMINER											
000			000											
101	54610	309	CONTRACT W/ GOVT AGENCIES	0	72,655	72,655	285,500	71,375	145,309	73,934	0	293,000	147,691	50%
101	54610	---		0	72,655	72,655	285,500	71,375	145,309	73,934	0	293,000	147,691	50%
101	54610	---		0	72,655	72,655	285,500	71,375	145,309	73,934	0	293,000	147,691	50%
=====														

Fnd	Acct	Obj	Account Level Description	January 2020-21	January 2021-22	MONTHLY DIFFERENCE	2020-21 TOTAL EXP	2020-21 YTD	2021-22 YTD	YTD DIFFERENCE	2021-22 OPEN POS	2021-22 BUDGET	REMAINING BUDGET	% BUDGET USED
101			GENERAL FUND											
54900			OTHER PUBLIC SAFETY											
000			000											
101	54900	105	SUPERVISOR'DIRECTOR	494	504	10	6,451	3,712	3,272	-441	0	6,579	3,307	50%
101	54900	188	BONUS PAYMENTS	0	0	0	0	0	0	0	0	194	194	0%
101	54900	201	SOCIAL SECURITY	31	31	1	400	230	203	-27	0	420	217	48%
101	54900	204	PENSIONS	48	48	1	620	357	314	-42	0	640	326	49%
101	54900	212	EMPLOYER MEDICARE	7	7	0	93	54	47	-6	0	100	53	47%
101	54900	309	CONTRACTS WITH GOVERNMENT AG	0	0	0	0	0	0	0	0	9,600	9,600	0%
101	54900	316	CONTRIBUTIONS(E911)	150,000	162,500	12,500	900,000	600,000	650,000	50,000	0	975,000	325,000	67%
101	54900	---		150,580	163,090	12,512	907,564	604,353	653,836	49,484	0	992,533	338,697	66%
101	54900	---		150,580	163,090	12,512	907,564	604,353	653,836	49,484	0	992,533	338,697	66%
=====														
55110			LOCAL HEALTH CENTER											
000			000											
101	55110	131	MEDICAL PERSONNEL	16,971	15,127	-1,844	213,181	127,018	116,162	-10,856	0	225,930	109,768	51%
101	55110	162	CLERICAL PERSONNEL	15,029	13,352	-1,677	191,270	110,388	98,393	-11,995	0	200,124	101,731	49%
101	55110	166	CUSTODIAL PERSONNEL	1,650	1,683	33	18,004	8,730	12,606	3,876	0	22,644	10,038	56%
101	55110	169	PART'TIME PERSONNEL	1,826	555	-1,271	27,915	15,348	13,506	-1,842	0	33,456	19,950	40%
101	55110	188	BONUS PAYMENTS	0	0	0	0	0	10,803	10,803	0	14,916	4,113	72%
101	55110	189	OTHER SALARIES AND WAGES	2,534	2,585	51	33,055	19,612	19,358	-253	0	58,446	39,088	33%
101	55110	201	SOCIAL SECURITY	2,245	1,957	-288	28,623	16,657	16,089	-567	0	34,450	18,361	47%
101	55110	204	PENSIONS	3,477	2,675	-802	42,513	25,138	20,097	-5,041	0	48,740	28,643	41%
101	55110	205	EMPLOYEE AND DEPENDENT INSUR	10,017	9,229	-788	115,880	70,119	61,303	-8,816	0	152,142	90,839	40%
101	55110	212	EMPLOYER MEDICARE	525	458	-67	6,694	3,895	3,763	-133	0	8,060	4,297	47%
101	55110	299	OTHER FRINGE BENEFITS	0	0	0	-231	0	0	0	0	0	0	0%
101	55110	307	COMMUNICATION (HEALTH DEPT)	1,558	1,043	-515	18,915	9,709	8,081	-1,628	800	9,800	919	91%
101	55110	309	CONTR.W'GOV.AG.(SUPPLE.PAY)	17,400	0	-17,400	17,400	17,400	0	-17,400	0	17,400	17,400	0%
101	55110	312	CONTRACTS - PRIVATE AGENCIES	293	153	-140	3,645	1,825	1,626	-199	2,574	4,250	50	99%
101	55110	320	DUES AND MEMBERSHIPS	0	0	0	200	0	200	200	0	380	180	53%
101	55110	328	JANITORIAL SERVICES	0	1,255	1,255	13,299	4,892	7,364	2,472	5,936	13,300	0	100%
101	55110	330	OPERATING LEASE PAYMENTS	19,141	19,141	0	19,141	19,141	19,141	0	0	19,200	59	100%
101	55110	334	MAINTENANCE AGREEMENTS	1,194	373	-821	16,977	11,785	18,864	7,079	9,247	28,940	829	97%
101	55110	335	MAINTENANCE & REPAIR - BLDGS	3,910	0	-3,910	14,587	3,910	551	-3,359	4,600	13,000	7,849	40%
101	55110	336	MAINTENANCE & REPAIR - EQUIP	434	525	91	15,043	2,222	5,106	2,884	13,894	16,000	-3,000	119%
101	55110	347	PEST CONTROL (HEALTH DEPT)	0	0	0	272	192	182	-10	0	500	318	36%

Fnd	Acct	Obj	Account Level Description	January 2020-21	January 2021-22	MONTHLY DIFFERENCE	2020-21 TOTAL EXP	2020-21 YTD	2021-22 YTD	YTD DIFFERENCE	2021-22 OPEN POS	2021-22 BUDGET	REMAINING BUDGET	% BUDGET USED
101			GENERAL FUND											
55110			LOCAL HEALTH CENTER											
000			000											
101	55110	348	POSTAL CHARGES (HEALTH DEPT)	0	2,000	2,000	3,374	3,000	5,000	2,000	0	5,000	0	100%
101	55110	349	PRINTING	0	0	0	468	468	0	-468	1,000	0	-1,000	0%
101	55110	351	RENTALS (HEALTH DEPT)	1,452	584	-867	15,074	8,450	7,885	-565	6,703	14,600	12	100%
101	55110	351	DISCOUNTS TAKEN	0	-13	-13	0	0	-13	-13	0	0	13	0%
101	55110	355	TRAVEL (HEALTH DEPT)	77	87	11	1,348	292	415	123	0	2,000	1,585	21%
101	55110	359	DISPOSAL FEES	0	0	0	0	0	0	0	0	100	100	0%
101	55110	399	OTHER CONTRACTED SERVICES	0	1,100	1,100	10,928	7,178	9,025	1,848	5,275	14,300	0	100%
101	55110	410	CUSTODIAL SUPP (HEALTH DEPT)	2,277	510	-1,767	7,679	5,509	4,306	-1,203	1,173	13,000	7,521	42%
101	55110	413	DRUGS & MEDICAL SUPP (HEALTH	818	3,606	2,788	23,963	7,271	17,000	9,729	3,228	40,000	19,772	51%
101	55110	414	DUPLICATING SUPPLIES	1,080	0	-1,080	1,949	1,080	0	-1,080	0	0	0	0%
101	55110	415	ELECTRICITY (HEALTH DEPT)	3,839	3,651	-188	50,302	26,235	26,042	-193	0	51,000	24,958	51%
101	55110	434	NATURAL GAS	683	788	105	3,033	1,063	1,433	370	0	3,200	1,767	45%
101	55110	435	OFFICE SUPPLIES (HEALTH DEPT)	935	1,499	564	8,724	5,434	3,382	-2,052	700	10,000	5,918	41%
101	55110	454	WATER & SEWER (HEALTH DEPT)	585	648	62	15,858	5,268	5,552	284	0	12,000	6,448	46%
101	55110	499	OTHER SUPP & MATERI (HEALTH	153	22	-131	1,188	615	216	-399	3,784	2,000	-2,000	200%
101	55110	502	BUILDING AND CONTENTS INSURA	0	0	0	8,984	8,984	9,325	341	0	9,000	-325	104%
101	55110	506	LIABILITY INSURANCE	0	0	0	6,129	4,886	5,048	162	0	4,886	-162	103%
101	55110	513	WORKMEN'S COMPENSATION INSUR	0	0	0	3,465	3,465	3,261	-204	0	3,614	353	90%
101	55110	515	LIABILITY CLAIMS	0	0	0	127	0	0	0	0	0	0	0%
101	55110	530	FINES, ASSESSMENTS, PENALTIE	0	0	0	116	0	72	72	0	0	-72	0%
101	55110	711	FURNITURE AND FIXTURES	0	0	0	0	0	3,099	3,099	1,515	3,000	-1,614	154%
101	55110	712	HVAC SYSTEM	0	0	0	0	0	0	0	0	17,000	17,000	0%
101	55110	---		110,103	84,593	-25,509	959,092	557,179	534,243	-22,934	60,429	1,126,378	531,706	53%
825			HEALTH DGA GRANT											
101	55110	162	CLERICAL PERSONNEL	13,482	14,919	1,437	179,357	100,983	105,617	4,634	0	200,252	94,635	53%
101	55110	188	BONUS PAYMENTS/HEALTH DGA GR	0	0	0	0	0	11,831	11,831	0	11,831	0	100%
101	55110	189	OTHER SALARIES AND WAGES	24,921	22,905	-2,016	315,149	184,944	161,830	-23,114	0	448,681	286,851	36%
101	55110	201	SOCIAL SECURITY	2,192	2,200	8	28,353	16,402	16,281	-121	0	40,967	24,686	40%
101	55110	204	PENSIONS	3,691	3,209	-481	46,476	27,478	22,407	-5,071	0	60,098	37,691	37%
101	55110	205	EMPLOYEE AND DEPENDENT INSUR	16,952	13,726	-3,225	201,245	118,661	100,381	-18,279	0	303,512	203,131	33%
101	55110	212	EMPLOYER MEDICARE	513	515	2	6,631	3,836	3,808	-29	0	9,581	5,773	40%
101	55110	299	OTHER FRINGE BENEFITS	117	0	-117	483	348	135	-213	0	17,206	17,071	1%
101	55110	355	TRAVEL (HEALTH DEPT)	142	0	-142	575	276	484	208	0	15,000	14,516	3%

Fnd	Acct	Obj	Account Level Description	January 2020-21	January 2021-22	MONTHLY DIFFERENCE	2020-21 TOTAL EXP	2020-21 YTD	2021-22 YTD	YTD DIFFERENCE	2021-22 OPEN POS	2021-22 BUDGET	REMAINING BUDGET	% BUDGET USED
101			GENERAL FUND											
55110			LOCAL HEALTH CENTER											
825			HEALTH DGA GRANT											
101	55110	356	TUITION (HEALTH DEPT)	0	0	0	510	0	0	0	0	0	0	0%
101	55110	499	HEALTH DGA GRANT	0	0	0	0	0	75	75	0	0	-75	0%
101	55110	506	LIABILITY INSURANCE	111	0	-111	111	222	111	-111	0	10,243	10,132	1%
101	55110	---		62,121	57,474	-4,645	778,890	453,150	422,960	-30,190	0	1,117,371	694,411	38%
830			HEALTH SPECIAL NEEDS 1ST FLOOR											
101	55110	711	FURNITURE AND FIXTURES	0	0	0	8,428	0	0	0	0	0	0	0%
101	55110	---		0	0	0	8,428	0	0	0	0	0	0	0%
833			HEALTH CHRONIC DISEASE											
101	55110	169	HEALTH CHRONIC DISEASE	1,374	1,408	34	20,534	11,314	10,668	-646	0	26,669	16,001	40%
101	55110	188	BONUS PAYMENTS/HEALTH CDC GR	0	0	0	0	0	631	631	0	631	0	100%
101	55110	201	HEALTH CHRONIC DISEASE	85	87	2	1,273	701	701	-1	0	3,000	2,299	23%
101	55110	212	HEALTH CHRONIC DISEASE	20	20	0	298	164	164	0	0	1,653	1,489	10%
101	55110	499	HEALTH CHRONIC DISEASE	0	0	0	149	0	0	0	0	10,237	10,237	0%
101	55110	---		1,479	1,515	36	22,254	12,179	12,164	-16	0	42,190	30,026	29%
101	55110	---		173,703	143,582	-30,118	1,768,664	1,022,508	969,367	-53,140	60,429	2,285,939	1,256,143	45%
=====														
55120			RABIES AND ANIMAL CONTROL											
000			000											
101	55120	316	CONTRIBUTIONS	47,500	62,500	15,000	190,000	142,500	187,500	45,000	0	250,000	62,500	75%
101	55120	---		47,500	62,500	15,000	190,000	142,500	187,500	45,000	0	250,000	62,500	75%
101	55120	---		47,500	62,500	15,000	190,000	142,500	187,500	45,000	0	250,000	62,500	75%
=====														

Fnd Acct	Obj	Account Level Description	January 2020-21	January 2021-22	MONTHLY DIFFERENCE	2020-21 TOTAL EXP	2020-21 YTD	2021-22 YTD	YTD DIFFERENCE	2021-22 OPEN POS	2021-22 BUDGET	REMAINING BUDGET	% BUDGET USED
101		GENERAL FUND											
55130		AMBULANCE/EMERGENCY MEDICAL SE											
000		000											
101 55130 316		CONTRIBUTIONS	148,117	155,979	7,863	1,777,400	1,036,817	1,091,874	55,057	0	1,871,753	779,879	58%
101 55130 ---			148,117	155,979	7,863	1,777,400	1,036,817	1,091,874	55,057	0	1,871,753	779,879	58%
101 55130 ---			148,117	155,979	7,863	1,777,400	1,036,817	1,091,874	55,057	0	1,871,753	779,879	58%
=====													
55310		REGIONAL MENTAL HEALTH CENTER											
000		000											
101 55310 316		CONTRIBUTIONS	8,500	8,500	0	17,000	17,000	17,000	0	0	17,000	0	100%
101 55310 ---			8,500	8,500	0	17,000	17,000	17,000	0	0	17,000	0	100%
101 55310 ---			8,500	8,500	0	17,000	17,000	17,000	0	0	17,000	0	100%
=====													
55510		GENERAL WELFARE ASSISTANCE											
000		000											
101 55510 341		PAUPER BURIALS	5,400	4,200	-1,200	32,200	18,400	18,000	-400	0	25,000	7,000	72%
101 55510 ---			5,400	4,200	-1,200	32,200	18,400	18,000	-400	0	25,000	7,000	72%
101 55510 ---			5,400	4,200	-1,200	32,200	18,400	18,000	-400	0	25,000	7,000	72%
=====													
55720		SANITATION EDUCATION/INFORMATI											
000		000											
101 55720 189		OTHER SALARIES & WAGES	3,504	3,608	104	29,680	25,010	25,267	257	0	29,680	4,413	85%
101 55720 201		SOCIAL SECURITY	200	209	9	1,840	1,439	1,469	31	0	1,850	381	79%
101 55720 204		PENSIONS	337	344	7	2,855	2,402	2,408	5	0	2,850	442	84%
101 55720 205		EMPLOYEE AND DEPENDENT INSUR	1,580	1,643	63	0	10,267	10,677	411	0	0	-10,677	0%
101 55720 212		EMPLOYER MEDICARE	47	49	2	430	337	344	7	0	440	96	78%
101 55720 302		ADVERTISING	0	0	0	17,988	9,100	14,300	5,200	1,665	28,000	12,035	57%
101 55720 499		OTHER SUPPLIES & MATERIALS	0	0	0	8,821	0	0	0	0	9,200	9,200	0%
101 55720 ---			5,668	5,853	185	61,614	48,555	54,465	5,911	1,665	72,020	15,890	78%

Fnd	Acct	Obj	Account Level Description	January 2020-21	January 2021-22	MONTHLY DIFFERENCE	2020-21 TOTAL EXP	2020-21 YTD	2021-22 YTD	YTD DIFFERENCE	2021-22 OPEN POS	2021-22 BUDGET	REMAINING BUDGET	% BUDGET USED
101			GENERAL FUND											
55720			SANITATION EDUCATION/INFORMATI											
000			000											
101	55720	---		5,668	5,853	185	61,614	48,555	54,465	5,911	1,665	72,020	15,890	78%
=====														
56100			ADULT ACTIVITIES											
000			000											
101	56100	316	CONTRIBUTIONS	38,000	41,500	3,500	114,000	76,000	83,000	7,000	0	121,000	38,000	69%
101	56100	---		38,000	41,500	3,500	114,000	76,000	83,000	7,000	0	121,000	38,000	69%
101	56100	---		38,000	41,500	3,500	114,000	76,000	83,000	7,000	0	121,000	38,000	69%
=====														
56500			LIBRARIES											
000			000											
101	56500	103	ASSISTANT(S)	5,306	5,292	-14	69,078	39,686	40,208	522	0	70,686	30,478	57%
101	56500	105	SUPERVISOR/DIRECTOR	4,305	4,391	86	56,168	32,245	32,890	645	0	57,324	24,434	57%
101	56500	106	DEPUTY(IES)	10,890	11,540	650	146,550	84,767	85,809	1,041	0	150,552	64,743	57%
101	56500	166	CUSTODIAL PERSONNEL	784	877	93	9,628	4,822	7,133	2,312	0	15,810	8,677	45%
101	56500	169	PART'TIME PERSONNEL	6,762	5,334	-1,428	101,908	58,497	52,922	-5,575	0	115,515	62,593	46%
101	56500	188	BONUS PAYMENTS	0	0	0	0	0	9,814	9,814	0	9,814	0	100%
101	56500	201	SOCIAL SECURITY	1,661	1,627	-34	22,866	13,170	13,673	503	0	25,950	12,277	53%
101	56500	204	PENSIONS	1,834	1,855	21	23,955	13,653	14,613	960	0	28,290	13,677	52%
101	56500	205	EMPLOYEE AND DEPENDENT INSUR	5,144	4,919	-225	64,692	38,975	35,371	-3,603	0	71,604	36,233	49%
101	56500	212	EMPLOYER MEDICARE	388	380	-8	5,347	3,080	3,198	118	0	6,070	2,872	53%
101	56500	307	COMMUNICATION	66	235	169	742	378	1,411	1,034	0	800	-611	176%
101	56500	312	CONTRACTS WITH PRIVATE AGENC	740	80	-660	13,480	2,013	7,065	5,052	6,390	14,000	545	96%
101	56500	317	DATA PROCESSING SERVICES	0	0	0	1,798	337	0	-337	1,811	1,850	39	98%
101	56500	333	LICENSES	0	0	0	1,707	745	745	0	0	1,750	1,005	43%
101	56500	334	MAINTENANCE AGREEMENTS	1,105	630	-475	17,199	9,478	8,733	-745	8,567	18,000	700	96%
101	56500	335	MAINTENANCE & REPAIR - BLDGS	150	170	20	3,302	1,250	2,365	1,115	3,445	6,000	190	97%
101	56500	347	PEST CONTROL	100	0	-100	640	420	160	-260	540	700	0	100%
101	56500	348	POSTAL CHARGES	9	0	-9	535	509	500	-9	0	500	0	100%
101	56500	350	INTERNET CONNECTIVITY	273	241	-32	3,542	2,026	1,990	-37	0	3,450	1,460	58%
101	56500	351	RENTALS	207	375	168	2,484	1,449	2,325	876	175	2,500	0	100%
101	56500	359	DISPOSAL FEES	0	0	0	30	30	30	0	0	0	-30	0%

Fnd	Acct	Obj	Account Level Description	January 2020-21	January 2021-22	MONTHLY DIFFERENCE	2020-21 TOTAL EXP	2020-21 YTD	2021-22 YTD	YTD DIFFERENCE	2021-22 OPEN POS	2021-22 BUDGET	REMAINING BUDGET	% BUDGET USED
101			GENERAL FUND											
56500			LIBRARIES											
000			000											
101	56500	410	CUSTODIAL SUPPLIES	396	46	-349	2,677	491	1,334	843	44	2,050	672	67%
101	56500	411	DATA PROCESSING SUPPLIES	0	0	0	468	44	900	857	250	3,262	2,112	35%
101	56500	415	ELECTRICITY	1,307	1,590	284	16,557	8,503	8,753	249	0	18,000	9,247	49%
101	56500	432	LIBRARY BOOKS	3,556	5,505	1,950	52,268	22,712	29,423	6,711	23,144	53,200	633	99%
101	56500	434	NATURAL GAS	215	278	64	1,354	677	921	244	0	1,300	379	71%
101	56500	435	OFFICE SUPPLIES	92	363	271	4,736	639	1,976	1,338	80	3,750	1,694	55%
101	56500	437	PERIODICALS	0	45	45	3,583	1,420	399	-1,021	3,500	4,200	301	93%
101	56500	451	UNIFORMS	0	0	0	550	0	0	0	0	0	0	0%
101	56500	454	WATER AND SEWER	235	106	-128	2,852	1,308	1,023	-284	0	2,000	977	51%
101	56500	471	SOFTWARE	0	0	0	3,370	0	0	0	775	2,200	1,425	35%
101	56500	499	OTHER SUPPLIES AND MATERIALS	0	962	962	4,301	1,816	2,985	1,169	36	4,000	979	76%
101	56500	499	DISCOUNTS TAKEN	0	-59	-59	0	0	-59	-59	0	0	59	0%
101	56500	502	BUILDING AND CONTENTS INSURA	0	0	0	0	0	2,513	2,513	0	2,300	-213	109%
101	56500	506	LIABILITY INSURANCE	0	0	0	2,592	2,592	2,674	82	0	2,000	-674	134%
101	56500	513	WORKMAN'S COMPENSATION INSUR	0	0	0	0	0	0	0	0	800	800	0%
101	56500	530	FINES, ASSESSMENTS, PENALTIE	10	0	-10	40	10	6	-4	0	0	-6	0%
101	56500	709	DATA PROCESSING EQUIPMENT	0	0	0	13,826	525	0	-525	0	0	0	0%
101	56500	711	FURNITURE AND FIXTURES	0	0	0	8,121	0	0	0	0	0	0	0%
101	56500	799	OTHER CAPITAL OUTLAY	0	0	0	0	0	0	0	3,560	3,600	40	99%
101	56500	---		45,535	46,782	1,252	662,946	348,267	373,803	25,539	52,317	703,827	277,707	61%
170			CITY OF JOHNSON CITY											
101	56500	316	JC/WASH COUNTY PUBLIC LIBRAR	35,500	38,000	2,500	121,000	96,000	101,500	5,500	0	127,000	25,500	80%
101	56500	---		35,500	38,000	2,500	121,000	96,000	101,500	5,500	0	127,000	25,500	80%
752			NHPRC LIBRARY GRANT											
101	56500	312	CONTRACTS - PRIVATE AGENCIES	0	0	0	633	0	0	0	0	0	0	0%
101	56500	---		0	0	0	633	0	0	0	0	0	0	0%

Fnd	Acct	Obj	Account Level Description	January 2020-21	January 2021-22	MONTHLY DIFFERENCE	2020-21 TOTAL EXP	2020-21 YTD	2021-22 YTD	YTD DIFFERENCE	2021-22 OPEN POS	2021-22 BUDGET	REMAINING BUDGET	% BUDGET USED
101			GENERAL FUND											
56500			LIBRARIES											
755			LIBRARY TRAINING 20-21											
101	56500	312	TECHNOLOGY TRNG GRANT 20-21	0	0	0	300	300	0	-300	0	0	0	0%
101	56500	---		0	0	0	300	300	0	-300	0	0	0	0%
756			LIBRARY TECH EQUIPMENT 2021											
101	56500	709	LIBRARY TECH EQUIPMENT 2021	2,700	0	-2,700	2,700	2,700	0	-2,700	0	0	0	0%
101	56500	---		2,700	0	-2,700	2,700	2,700	0	-2,700	0	0	0	0%
757			LIBRARY ARCHIVE GRANT											
101	56500	168	TEMP PERSONNEL - ARCHIVE GRA	0	0	0	0	0	0	0	0	1,161	1,161	0%
101	56500	201	SOCIAL SECURITY - ARCHIVE GR	0	0	0	0	0	0	0	0	72	72	0%
101	56500	212	EMPLOYER MEDICARE - ARCHIVE	0	0	0	0	0	0	0	0	17	17	0%
101	56500	---		0	0	0	0	0	0	0	0	1,250	1,250	0%
758			21-22 TECH EQUIP (IMLS)											
101	56500	471	SOFTWARE (IMLS)	0	0	0	0	0	0	0	0	1,796	1,796	0%
101	56500	499	OTHER SUPPLIES/MTLS (IMLS)	0	0	0	0	0	0	0	0	18,781	18,781	0%
101	56500	709	DATA PROCESSING EQ (IMLS)	0	0	0	0	0	0	0	0	9,363	9,363	0%
101	56500	---		0	0	0	0	0	0	0	0	29,940	29,940	0%
101	56500	---		83,735	84,782	1,052	787,579	447,267	475,303	28,039	52,317	862,017	334,397	61%
=====														
56900			OTHER SOCIAL, CULTURAL & RECRE											
000			000											
101	56900	316	CONTRIBUTIONS	7,125	7,500	375	164,250	64,250	65,000	750	0	115,000	50,000	57%
101	56900	---		7,125	7,500	375	164,250	64,250	65,000	750	0	115,000	50,000	57%
101	56900	---		7,125	7,500	375	164,250	64,250	65,000	750	0	115,000	50,000	57%
=====														

Fnd	Acct	Obj	Account Level Description	January 2020-21	January 2021-22	MONTHLY DIFFERENCE	2020-21 TOTAL EXP	2020-21 YTD	2021-22 YTD	YTD DIFFERENCE	2021-22 OPEN POS	2021-22 BUDGET	REMAINING BUDGET	% BUDGET USED
101			GENERAL FUND											
57100			AGRICULTURAL EXTENSION SERVICE											
000			000											
101	57100	162	CLERICAL	2,897	0	-2,897	13,933	14,549	0	-14,549	0	0	0	0%
101	57100	201	SOCIAL SECURITY	161	0	-161	732	770	0	-770	0	0	0	0%
101	57100	204	PENSIONS	129	0	-129	1,190	1,249	0	-1,249	0	0	0	0%
101	57100	205	EMPLOYEE AND DEPENDENT INSUR	1,166	0	-1,166	8,159	8,159	0	-8,159	0	0	0	0%
101	57100	212	EMPLOYER MEDICARE	38	0	-38	171	180	0	-180	0	0	0	0%
101	57100	307	COMMUNICATION	0	0	0	0	0	0	0	0	3,100	3,100	0%
101	57100	309	CONTRACTS WITH GOVERNMENT AG	0	97,317	97,317	333,415	83,813	199,446	115,633	0	407,020	207,574	49%
101	57100	312	CONTRACTS - PRIVATE AGENCIES	0	15	15	5,702	300	122	-178	133	255	0	100%
101	57100	320	DUES AND MEMBERSHIPS	45	45	0	915	765	765	0	0	900	135	85%
101	57100	334	MAINTENANCE AGREEMENTS	0	0	0	1,462	1,298	816	-482	1,417	2,700	467	83%
101	57100	335	MAINTENANCE & REPAIR - BLDGS	0	561	561	1,574	392	1,932	1,540	0	2,000	68	97%
101	57100	347	PEST CONTROL	0	50	50	550	550	600	50	0	600	0	100%
101	57100	347	DISCOUNTS TAKEN	0	-50	-50	0	0	-50	-50	0	0	50	0%
101	57100	350	INTERNET CONNECTIVITY	421	433	12	4,526	2,424	2,966	542	0	2,000	-966	148%
101	57100	351	RENTALS	195	195	0	4,606	3,116	3,664	547	2,441	6,550	446	93%
101	57100	351	DISCOUNTS TAKEN	0	-1	-1	0	0	-1	-1	0	0	1	0%
101	57100	355	TRAVEL	0	435	435	5,817	896	4,127	3,231	0	10,000	5,873	41%
101	57100	356	TUITION	0	0	0	59	0	50	50	0	400	350	13%
101	57100	410	CUSTODIAL SUPPLIES	0	0	0	247	91	0	-91	0	600	600	0%
101	57100	411	DATA PROCESSING SUPPLIES	0	0	0	16	16	0	-16	0	4,000	4,000	0%
101	57100	415	ELECTRICITY	111	164	53	1,754	841	1,149	308	0	3,200	2,051	36%
101	57100	434	NATURAL GAS	149	127	-23	946	400	459	59	0	1,100	641	42%
101	57100	435	OFFICE SUPPLIES	0	0	0	2,874	927	1,243	316	0	2,500	1,257	50%
101	57100	451	UNIFORMS	0	0	0	596	0	0	0	0	0	0	0%
101	57100	454	WATER & SEWER	105	0	-105	631	321	276	-45	0	1,500	1,224	18%
101	57100	499	OTHER SUPP & MATERIALS	0	0	0	1,857	125	-24	-149	498	4,195	3,722	11%
101	57100	502	BUILDING AND CONTENTS INSURA	0	0	0	503	503	511	8	0	500	-11	102%
101	57100	511	INSURANCE-VEHICLE/EQUIP	0	0	0	0	0	11	11	0	0	-11	0%
101	57100	530	FINES, ASSESSMENTS, PENALTIE	0	10	10	40	0	66	66	0	0	-66	0%
101	57100	707		0	0	0	797	0	0	0	0	0	0	0%
101	57100	709	DATA PROCESSING EQUIPMENT	0	0	0	2,792	0	0	0	0	0	0	0%
101	57100	---		5,417	99,301	93,883	395,864	121,685	218,128	96,442	4,489	453,120	230,505	49%

Fnd Acct	Obj	Account Level Description	January 2020-21	January 2021-22	MONTHLY DIFFERENCE	2020-21 TOTAL EXP	2020-21 YTD	2021-22 YTD	YTD DIFFERENCE	2021-22 OPEN POS	2021-22 BUDGET	REMAINING BUDGET	% BUDGET USED
101		GENERAL FUND											
57100		AGRICULTURAL EXTENSION SERVICE											
502		4-H AWARDS & PRIZES											
101 57100 499		OTHER/4-H AWARDS & PRIZES	0	0	0	233	25	0	-25	0	0	0	0%
101 57100 ---			0	0	0	233	25	0	-25	0	0	0	0%
101 57100 ---			5,417	99,301	93,883	396,097	121,710	218,128	96,417	4,489	453,120	230,505	49%
=====													
57300		FOREST SERVICE											
000		000											
101 57300 326		FOREST RESOURCE SERVICES	0	0	0	1,500	1,500	1,500	0	0	1,500	0	100%
101 57300 ---			0	0	0	1,500	1,500	1,500	0	0	1,500	0	100%
101 57300 ---			0	0	0	1,500	1,500	1,500	0	0	1,500	0	100%
=====													
57500		SOIL CONSERVATION											
000		000											
101 57500 188		BONUS PAYMENTS	0	0	0	0	0	935	935	0	1,881	946	50%
101 57500 189		OTHER SALARIES & WAGES	4,797	9,696	4,899	57,694	31,039	57,342	26,303	0	126,054	68,712	45%
101 57500 201		SOCIAL SECURITY	282	571	289	3,292	1,775	3,429	1,654	0	7,940	4,511	43%
101 57500 204		PENSIONS	461	621	160	5,496	2,935	4,579	1,644	0	12,120	7,541	38%
101 57500 205		EMPLOYEE AND DEPENDENT INSUR	1,166	3,042	1,877	22,973	11,318	17,587	6,270	0	34,268	16,681	51%
101 57500 212		EMPLOYER MEDICARE	66	134	68	770	415	802	387	0	1,860	1,058	43%
101 57500 316		CONTRIBUTIONS	0	0	0	18,383	0	0	0	0	18,390	18,390	0%
101 57500 ---			6,772	14,064	7,293	108,608	47,482	84,674	37,193	0	202,513	117,839	42%
=====													
620		NASCD GRANTS											
101 57500 189		GRANT FUNDED SALARY	2,307	0	-2,307	27,440	14,635	7,028	-7,607	0	0	-7,028	0%
101 57500 201		GRANT FUNDED SOCIAL SECURITY	132	0	-132	1,616	882	413	-468	0	0	-413	0%
101 57500 204		PENSIONS	0	0	0	1,120	333	577	244	0	0	-577	0%
101 57500 205		EMPLOYEE INS - NASCD GRANTS	1,580	0	-1,580	11,651	3,753	3,285	-468	0	0	-3,285	0%
101 57500 212		GRANT FUNDED MEDICARE	31	0	-31	378	206	97	-110	0	0	-97	0%

Account Level		January	January	MONTHLY	2020-21	2020-21	2021-22	YTD	2021-22	2021-22	REMAINING	% BUDGET		
Fnd	Acct	Obj	Description	2020-21	2021-22	DIFFERENCE	TOTAL EXP	YTD	YTD	DIFFERENCE	OPEN POS	BUDGET	BUDGET	USED
101			GENERAL FUND											
57500			SOIL CONSERVATION											
620			NASCD GRANTS											
101	57500	---		4,050	0	-4,050	42,205	19,809	11,400	-8,409	0	0	-11,400	0%
101	57500	---		10,822	14,064	3,243	150,813	67,291	96,074	28,784	0	202,513	106,439	47%
=====														
57800			STORM WATER MANAGEMENT											
000			000											
101	57800	321	ENGINEERING SERVICES	2,000	2,000	0	22,600	12,000	10,000	-2,000	20,000	30,000	0	100%
101	57800	333	LICENSES (STORM WATER MGT)	3,460	3,460	0	3,460	3,460	3,460	0	0	3,500	40	99%
101	57800	---		5,460	5,460	0	26,060	15,460	13,460	-2,000	20,000	33,500	40	100%
101	57800	---		5,460	5,460	0	26,060	15,460	13,460	-2,000	20,000	33,500	40	100%
=====														
57900			OTHER AGRICULTURE & NATURAL RE											
000			000											
101	57900	316	OTHER AG CONTRIBUTIONS	0	0	0	0	0	0	0	0	2,500	2,500	0%
101	57900	599	OTHER AGRICULTURE CHARGES	0	0	0	2,500	0	0	0	0	2,500	2,500	0%
101	57900	---		0	0	0	2,500	0	0	0	0	5,000	5,000	0%
101	57900	---		0	0	0	2,500	0	0	0	0	5,000	5,000	0%
=====														
58110			TOURISM											
000			000											
101	58110	316	CONTRIBUTIONS	0	0	0	6,650	6,650	7,000	350	0	7,000	0	100%
101	58110	---		0	0	0	6,650	6,650	7,000	350	0	7,000	0	100%
101	58110	---		0	0	0	6,650	6,650	7,000	350	0	7,000	0	100%
=====														

Fnd Acct	Obj	Account Level Description	January 2020-21	January 2021-22	MONTHLY DIFFERENCE	2020-21 TOTAL EXP	2020-21 YTD	2021-22 YTD	YTD DIFFERENCE	2021-22 OPEN POS	2021-22 BUDGET	REMAINING BUDGET	% BUDGET USED
101		GENERAL FUND											
58190		OTHER ECOMOMIC AND COMMUNITY D											
000		000											
101 58190 309		CONTRACTS WITH GOVERNMENT AG	0	0	0	240,237	19,062	0	-19,062	0	350,000	350,000	0%
101 58190 316		ECONOMIC DEVELOPMENT CONTRIB	40,625	0	-40,625	181,562	121,875	104,062	-17,813	0	2,835,974	2,731,912	4%
101 58190 399		OTHER CONTRACTED SERVICES	0	0	0	0	0	0	0	0	65,000	65,000	0%
101 58190 599		WORK KEYS TESTING	0	1,692	1,692	4,948	0	1,692	1,692	0	30,000	28,308	6%
101 58190 ---			40,625	1,692	-38,933	426,747	140,937	105,754	-35,183	0	3,280,974	3,175,220	3%
102		WASHINGTON COUNTY IND PARK											
101 58190 331		LEGAL SERVICES-IND PARK	0	0	0	0	0	3,284	3,284	0	0	-3,284	0%
101 58190 ---			0	0	0	0	0	3,284	3,284	0	0	-3,284	0%
430		TN ECD SITE DEVELOPMENT GRANT											
101 58190 399		OTHER CONTRACTED SVCS-WCIP S	9,650	0	-9,650	49,450	11,750	0	-11,750	0	0	0	0%
101 58190 ---			9,650	0	-9,650	49,450	11,750	0	-11,750	0	0	0	0%
431		WCIP 37 ACRE DEVELOPMENT 2022											
101 58190 724		SITE DEVELOPMENT WCIP 37 ACR	0	0	0	0	0	0	0	0	1,444,500	1,444,500	0%
101 58190 ---			0	0	0	0	0	0	0	0	1,444,500	1,444,500	0%
101 58190 ---			50,275	1,692	-48,583	476,197	152,687	109,038	-43,649	0	4,725,474	4,616,436	2%
58220		AIRPORT											
000		000											
101 58220 316		CONTRIBUTION - TCAA FTZ	4,458	4,683	225	17,830	13,373	14,048	675	0	18,730	4,683	75%
101 58220 630		TCAA FINANCIAL GUARANTEE	0	0	0	559,493	559,493	559,493	0	0	559,493	0	100%
101 58220 ---			4,458	4,683	225	577,323	572,866	573,541	675	0	578,223	4,683	99%
101 58220 ---			4,458	4,683	225	577,323	572,866	573,541	675	0	578,223	4,683	99%

Fnd	Acct	Obj	Account Level Description	January 2020-21	January 2021-22	MONTHLY DIFFERENCE	2020-21 TOTAL EXP	2020-21 YTD	2021-22 YTD	YTD DIFFERENCE	2021-22 OPEN POS	2021-22 BUDGET	REMAINING BUDGET	% BUDGET USED
101			GENERAL FUND											
58300			VETERANS' SERVICES											
000			000											
101	58300	302	ADVERTISING	0	0	0	0	0	0	0	0	400	400	0%
101	58300	307	COMMUNICATION	84	42	-42	503	293	310	17	0	700	390	44%
101	58300	312	CONTRACTS - PRIVATE AGENCIES	9	10	1	44	18	29	11	71	100	0	100%
101	58300	317	DATA PROCESSING SERVICES	0	0	0	0	0	449	449	0	0	-449	0%
101	58300	320	VSO DUES	0	0	0	474	449	0	-449	0	500	500	0%
101	58300	348	POSTAL CHARGES	18	12	-6	84	46	18	-29	0	300	282	6%
101	58300	355	TRAVEL	0	0	0	0	0	0	0	0	2,000	2,000	0%
101	58300	399	OTHER CONTRACTED SERVICES	4,150	4,150	0	49,800	29,050	29,050	0	0	80,000	50,950	36%
101	58300	435	OFFICE SUPPLIES	0	0	0	469	13	130	117	0	1,500	1,370	9%
101	58300	499	OTHER SUPPLIES AND MATERIALS	0	0	0	0	0	0	0	0	1,350	1,350	0%
101	58300	599	OTHER CHARGES	0	0	0	0	0	0	0	0	8,050	8,050	0%
101	58300	709	DATA PROCESSING EQUIPMENT	0	0	0	1,351	1,351	0	-1,351	0	0	0	0%
101	58300	---		4,261	4,214	-47	52,725	31,220	29,986	-1,235	71	94,900	64,843	32%
101	58300	---		4,261	4,214	-47	52,725	31,220	29,986	-1,235	71	94,900	64,843	32%
=====														
58500			CONTRIBUTIONS TO OTHER AGENCIE											
000			000											
101	58500	316	CONTRIBUTIONS	0	0	0	118,489	22,500	31,500	9,000	0	52,500	21,000	60%
101	58500	---		0	0	0	118,489	22,500	31,500	9,000	0	52,500	21,000	60%
101	58500	---		0	0	0	118,489	22,500	31,500	9,000	0	52,500	21,000	60%
=====														
58600			EMPLOYEE BENEFITS											
000			000											
101	58600	202	HANDLING CHARGES & ADMINISTR	0	0	0	10,097	7,470	7,794	323	0	11,000	3,206	71%
101	58600	206	LIFE INSURANCE	0	-5,180	-5,180	14,477	5,064	0	-5,064	0	0	0	0%
101	58600	210	UNEMPLOYMENT COMPENSATION	0	1,650	1,650	17,689	17,635	9,983	-7,653	0	0	-9,983	0%
101	58600	---		0	-3,530	-3,530	42,263	30,169	17,777	-12,394	0	11,000	-6,777	162%
101	58600	---		0	-3,530	-3,530	42,263	30,169	17,777	-12,394	0	11,000	-6,777	162%
=====														

Fnd Acct	Obj	Account Level Description	January 2020-21	January 2021-22	MONTHLY DIFFERENCE	2020-21 TOTAL EXP	2020-21 YTD	2021-22 YTD	YTD DIFFERENCE	2021-22 OPEN POS	2021-22 BUDGET	REMAINING BUDGET	% BUDGET USED
101		GENERAL FUND											
58803		TSLA CARES TECHNOLOGY GRANT											
000		000											
101 58803 411		TSLA CARES GRANT - DP SUPPLI	0	0	0	438	489	0	-489	0	0	0	0%
101 58803 709		TSLA CARES TECH GRANT - DP E	1,170	0	-1,170	3,328	1,796	0	-1,796	0	0	0	0%
101 58803 ---			1,170	0	-1,170	3,766	2,285	0	-2,285	0	0	0	0%
101 58803 ---			1,170	0	-1,170	3,766	2,285	0	-2,285	0	0	0	0%
=====													
58804		STATE CARES ACT FUNDING (1.9M)											
000		000											
101 58804 312		CONTRACTS - PRIVATE AGENCIES	8,711	0	-8,711	467,975	159,713	225	-159,488	0	0	-225	0%
101 58804 413		DRUGS AND MEDICAL SUPPLIES	-2,300	0	2,300	2,709	2,300	0	-2,300	0	0	0	0%
101 58804 709		DATA PROCESSING EQUIPMENT	5,277	0	-5,277	861,392	860,302	0	-860,302	0	0	0	0%
101 58804 799		OTHER CAPITAL OUTLAY	0	0	0	196,750	196,750	0	-196,750	0	0	0	0%
101 58804 ---			11,688	0	-11,688	1,528,826	1,219,065	225	-1,218,840	0	0	-225	0%
019		COVID-19											
101 58804 201		CARES ACT FUNDING/SOCAIL SEC	50	0	-50	49	376	0	-376	0	0	0	0%
101 58804 212		CARES ACT FUNDING/MEDICARE	12	0	-12	5	88	0	-88	0	0	0	0%
101 58804 299		CARES ACT FUNDING/OTH FRINGE	100	0	-100	400	400	0	-400	0	0	0	0%
101 58804 302		CARES ACT FUNDING/ADVERTISIN	0	0	0	409	0	0	0	0	0	0	0%
101 58804 307		CARES ACT FUNDING/COMMUNICAT	0	0	0	654	654	0	-654	0	0	0	0%
101 58804 308		CARES ACT FUNDING/CONSULTANT	0	0	0	798	798	0	-798	0	0	0	0%
101 58804 309		CARES ACT FUNDING/CONT GOV'T	0	0	0	4,049	4,049	0	-4,049	0	0	0	0%
101 58804 312		CARES ACT FUNDING/CONT PRIVA	7,080	0	-7,080	75,758	48,166	0	-48,166	0	0	0	0%
101 58804 350		CARES ACT FUNDING/INT CONNEC	79	0	-79	414	79	0	-79	0	0	0	0%
101 58804 351		CARES ACT FUNDING/RENTALS	62	0	-62	984	525	0	-525	0	0	0	0%
101 58804 356		CARES ACT FUNDING/TUITION	0	0	0	50	0	0	0	0	0	0	0%
101 58804 399		CARES ACT FUNDING/OTH CONT S	0	0	0	142	142	0	-142	0	0	0	0%
101 58804 410		CARES ACT FUNDING/CUSTODIAL	0	0	0	5,208	4,878	0	-4,878	0	0	0	0%
101 58804 415		CARES ACT FUNDING/ELECTRICIT	141	0	-141	1,114	917	0	-917	0	0	0	0%
101 58804 422		CARES ACT FUNDING/FOOD SUPP	0	0	0	408	0	0	0	0	0	0	0%
101 58804 431		CARES ACT FUNDING/LAW ENFORC	501	0	-501	1,570	1,570	0	-1,570	0	0	0	0%
101 58804 435		CARES ACT FUNDING/OFFICE SUP	150	0	-150	5,594	5,299	0	-5,299	0	0	0	0%

Fnd Acct	Obj	Account Level Description	January 2020-21	January 2021-22	MONTHLY DIFFERENCE	2020-21 TOTAL EXP	2020-21 YTD	2021-22 YTD	YTD DIFFERENCE	2021-22 OPEN POS	2021-22 BUDGET	REMAINING BUDGET	% BUDGET USED
101		GENERAL FUND											
58804		STATE CARES ACT FUNDING (1.9M)											
019		COVID-19											
101 58804 454		CARES ACT FUNDING/WATER & SE	256	0	-256	327	327	0	-327	0	0	0	0%
101 58804 499		CARES ACT FUNDING/OTH SUPPLI	0	0	0	13,529	13,089	0	-13,089	0	0	0	0%
101 58804 707		CARES ACT FUNDING/BUILDING I	0	0	0	7,750	7,750	0	-7,750	0	0	0	0%
101 58804 709		CARES ACT FUNDING/DATA PROC	0	0	0	781	781	0	-781	0	0	0	0%
101 58804 ---			8,431	0	-8,431	119,993	89,888	0	-89,888	0	0	0	0%
180		ASHE STREET REROOFING											
101 58804 799		ASHE STREET REROOFING	0	0	0	59,805	0	0	0	0	0	0	0%
101 58804 ---			0	0	0	59,805	0	0	0	0	0	0	0%
101 58804 ---			20,119	0	-20,119	1,708,624	1,308,953	225	-1,308,728	0	0	-225	0%
58807		CESF VIDEO ARRAIGNMENT GRANT											
242		CESF VIDEO ARRAIGNMENT GRANT											
101 58807 708		VIDEO ARRAIGNMENT EQUIPMENT	0	0	0	0	0	87,031	87,031	0	100,000	12,969	87%
101 58807 ---			0	0	0	0	0	87,031	87,031	0	100,000	12,969	87%
101 58807 ---			0	0	0	0	0	87,031	87,031	0	100,000	12,969	87%
58900		MISCELLANEOUS											
000		000											
101 58900 590		TRANSFERS TO OTHER FUNDS	0	0	0	150,000	0	0	0	0	161,462	161,462	0%
101 58900 ---			0	0	0	150,000	0	0	0	0	161,462	161,462	0%
101 58900 ---			0	0	0	150,000	0	0	0	0	161,462	161,462	0%
101 -----			3,620,035	4,039,358	419,334	42,619,851	24,446,745	24,846,443	399,713	1,671,362	49,641,531	23,123,736	53%

Fnd	Acct	Obj	Account Level Description	January 2020-21	January 2021-22	MONTHLY DIFFERENCE	2020-21 TOTAL EXP	2020-21 YTD	2021-22 YTD	YTD DIFFERENCE	2021-22 OPEN POS	2021-22 BUDGET	REMAINING BUDGET	% BUDGET USED
116			SOLID WASTE/SANITATION											
55732			CONVENIENCE CENTERS											
000			000											
116	55732	105	SUPERVISOR'DIRECTOR	4,267	4,352	85	55,667	31,958	33,869	1,911	0	56,794	22,925	60%
116	55732	141	FOREMEN	0	0	0	16,574	23,426	9,526	-13,899	0	28,781	19,255	33%
116	55732	147	TRUCK DRIVERS	8,419	7,894	-525	102,719	59,663	56,841	-2,822	0	103,223	46,382	55%
116	55732	164	ATTENDANTS	17,120	21,256	4,136	256,330	150,595	159,978	9,383	0	309,436	149,458	52%
116	55732	169	PART'TIME PERSONNEL	5,514	3,527	-1,987	54,978	30,258	32,432	2,174	0	61,350	28,918	53%
116	55732	188	BONUS PAYMENTS	0	0	0	0	0	12,836	12,836	0	14,630	1,794	88%
116	55732	201	SOCIAL SECURITY	2,065	2,141	76	28,445	17,367	17,897	530	0	33,710	15,813	53%
116	55732	202	ADMINISTRATIVE FEES	0	0	0	206	178	83	-95	0	300	217	28%
116	55732	204	PENSIONS	2,864	3,032	168	35,959	23,365	21,330	-2,035	0	48,080	26,750	44%
116	55732	205	EMPLOYEE AND DEPENDENT INSUR	11,565	16,361	4,796	153,837	92,160	103,030	10,870	0	165,880	62,850	62%
116	55732	206	LIFE INSURANCE	0	0	0	3,469	0	2,775	2,775	0	500	-2,275	555%
116	55732	212	EMPLOYER MEDICARE	483	501	18	6,653	4,062	4,186	124	0	7,890	3,704	53%
116	55732	307	COMMUNICATION	333	101	-232	2,551	1,461	1,486	25	0	2,650	1,164	56%
116	55732	308	CONSULTANTS	0	0	0	3,000	0	2,600	2,600	0	3,000	400	87%
116	55732	312	CONTRACTS - PRIVATE AGENCIES	42	94	52	331	169	203	35	297	500	0	100%
116	55732	320	DUES AND MEMBERSHIPS	0	0	0	100	100	100	0	0	100	0	100%
116	55732	327	FREIGHT	158	0	-158	572	504	0	-504	0	0	0	0%
116	55732	333	LICENSES	0	45	45	23	0	45	45	45	75	-15	120%
116	55732	335	MAINTENANCE & REPAIR - BLDGS	0	0	0	1,162	244	0	-244	0	8,000	8,000	0%
116	55732	336	MAINTENANCE & REPAIR - EQUIP	2,909	450	-2,459	32,035	11,752	19,081	7,329	5,227	34,900	10,592	70%
116	55732	338	MAINTENANCE & REPAIR - VEHIC	2,385	2,790	405	40,826	9,472	7,738	-1,734	3,262	34,767	23,767	32%
116	55732	340	MEDICAL AND DENTAL SERVICES	38	0	-38	312	96	0	-96	400	400	0	100%
116	55732	348	POSTAL CHARGES	12	38	26	82	28	97	69	0	100	3	97%
116	55732	350	INTERNET CONNECTIVITY	260	496	237	3,399	1,834	3,062	1,228	0	5,260	2,198	58%
116	55732	351	RENTALS	1,667	3,333	1,667	21,906	15,164	15,349	185	6,667	22,000	-16	100%
116	55732	353	TOWING SERVICES	475	0	-475	1,275	925	0	-925	100	750	650	13%
116	55732	355	TRAVEL	0	0	0	0	0	370	370	0	1,000	630	37%
116	55732	356	REGISTRATION FEES	0	0	0	0	0	100	100	0	0	-100	0%
116	55732	359	DISPOSAL FEES	29,485	28,592	-893	372,978	186,023	183,730	-2,293	915	350,000	165,355	53%
116	55732	399	OTHER CONTRACTED SERVICES	0	0	0	0	0	0	0	0	700	700	0%
116	55732	409	CRUSHED STONE	0	0	0	0	0	0	0	0	200	200	0%
116	55732	410	CUSTODIAL SUPPLIES	0	0	0	499	0	455	455	0	1,000	545	45%
116	55732	412	DIESEL FUEL	3,717	4,524	807	45,343	19,903	26,874	6,970	4,626	50,500	19,000	62%
116	55732	415	ELECTRICITY	1,081	913	-168	9,195	4,461	4,847	387	0	12,000	7,153	40%
116	55732	418	EQUIPMENT AND MACHINERY PART	1,244	0	-1,244	4,827	3,168	1,796	-1,372	1,615	6,000	2,589	57%
116	55732	418	DISCOUNTS TAKEN	0	0	0	-6	0	0	0	0	0	0	0%

Fnd	Acct	Obj	Account Level Description	January 2020-21	January 2021-22	MONTHLY DIFFERENCE	2020-21 TOTAL EXP	2020-21 YTD	2021-22 YTD	YTD DIFFERENCE	2021-22 OPEN POS	2021-22 BUDGET	REMAINING BUDGET	% BUDGET USED
116			SOLID WASTE/SANITATION											
55732			CONVENIENCE CENTERS											
000			000											
116	55732	424	GARAGE SUPPLIES	19	0	-19	272	134	118	-17	1,282	1,600	200	88%
116	55732	425	GASOLINE	559	702	143	5,841	1,980	3,870	1,890	1,630	7,000	1,500	79%
116	55732	426	GENERAL CONSTRUCTION MATERIA	55	28	-27	784	61	1,293	1,232	509	3,350	1,548	54%
116	55732	429	INSTRUCTIONAL SUPPLIES & MAT	0	0	0	800	800	800	0	0	1,000	200	80%
116	55732	433	LUBRICANTS	0	75	75	1,700	633	1,227	594	912	6,000	3,861	36%
116	55732	433	LUBRICANTS/DISCOUNTS TAKEN	0	0	0	-2	0	-8	-8	0	0	8	0%
116	55732	435	OFFICE SUPPLIES	0	385	385	354	354	422	68	0	500	78	84%
116	55732	442	PROPANE GAS	0	0	0	831	480	492	12	208	1,050	350	67%
116	55732	446	SMALL TOOLS	0	94	94	856	416	369	-47	67	1,000	564	44%
116	55732	450	TIRES AND TUBES	618	8,600	7,982	19,249	828	14,748	13,920	1,353	20,000	3,900	81%
116	55732	451	UNIFORMS	0	59	59	353	353	337	-16	141	600	122	80%
116	55732	453	VEHICLE PARTS	176	162	-14	2,318	490	275	-215	466	4,400	3,659	17%
116	55732	453	DISCOUNTS TAKEN	0	0	0	-2	1,040	-1	-1,040	0	0	1	0%
116	55732	454	WATER AND SEWER	104	173	69	2,757	2,030	1,018	-1,011	89	2,500	1,393	44%
116	55732	462	WIRE	0	0	0	5,143	3,402	2,350	-1,052	3,175	6,000	475	92%
116	55732	499	OTHER SUPPLIES & MATERIALS	80	0	-80	2,566	178	1,899	1,721	763	4,000	1,338	67%
116	55732	499	DISCOUNTS TAKEN	0	0	0	-16	0	0	0	0	0	0	0%
116	55732	502	BUILDING AND CONTENTS INSURA	0	0	0	1,161	1,161	1,023	-138	0	1,200	177	85%
116	55732	506	LIABILITY INSURANCE	0	0	0	3,444	3,444	3,568	124	0	3,570	2	100%
116	55732	510	TRUSTEE'S COMMISSION	2,064	2,541	476	22,803	13,530	15,356	1,826	0	21,000	5,644	73%
116	55732	511	VEHICLE AND EQUIPMENT INSURA	0	0	0	7,092	7,092	7,880	788	0	8,000	120	99%
116	55732	513	WORKMAN'S COMPENSATION INS	0	0	0	22,242	22,242	21,661	-581	0	23,000	1,339	94%
116	55732	515	LIABILITY CLAIMS	0	0	0	0	0	500	500	0	500	0	100%
116	55732	590	TRANSFERS TO OTHER FUNDS	0	0	0	32,000	0	0	0	0	32,000	32,000	0%
116	55732	599	OTHER CHARGES	0	0	0	0	0	0	0	0	3,250	3,250	0%
116	55732	733	SOLID WASTE EQUIPMENT	0	1,693	1,693	23,800	0	59,423	59,423	0	77,500	18,077	77%
116	55732	---		99,778	114,952	15,175	1,411,593	748,984	861,336	112,355	33,749	1,593,496	698,412	56%
116	55732	---		99,778	114,952	15,175	1,411,593	748,984	861,336	112,355	33,749	1,593,496	698,412	56%
				=====	=====	=====	=====	=====	=====	=====	=====	=====	=====	=====

Fnd	Acct	Obj	Account Level Description	January 2020-21	January 2021-22	MONTHLY DIFFERENCE	2020-21 TOTAL EXP	2020-21 YTD	2021-22 YTD	YTD DIFFERENCE	2021-22 OPEN POS	2021-22 BUDGET	REMAINING BUDGET	% BUDGET USED
116			SOLID WASTE/SANITATION											
55759			OTHER WASTE DISPOSAL											
000			000											
116	55759	141	FOREMEN	3,192	2,578	-614	41,646	23,909	23,710	-198	0	26,657	2,947	89%
116	55759	164	ATTENDANTS	1,632	1,760	128	19,544	12,224	11,400	-824	0	24,000	12,600	48%
116	55759	169	PART'TIME PERSONNEL	2,375	0	-2,375	25,267	14,681	1,459	-13,222	0	4,480	3,021	33%
116	55759	188	BONUS PAYMENTS	0	0	0	0	0	1,245	1,245	0	1,245	0	100%
116	55759	201	SOCIAL SECURITY	432	256	-176	5,196	3,051	2,254	-797	0	4,170	1,916	54%
116	55759	204	PENSIONS	464	352	-112	5,125	3,160	3,210	50	0	4,010	800	80%
116	55759	205	EMPLOYEE AND DEPENDENT INSUR	1,188	618	-570	12,474	8,316	4,324	-3,992	0	14,872	10,548	29%
116	55759	210	UNEMPLOYMENT COMPENSATION	0	0	0	356	356	0	-356	0	0	0	0%
116	55759	212	EMPLOYER MEDICARE	101	60	-41	1,215	714	527	-186	0	980	453	54%
116	55759	307	COMMUNICATION	97	54	-43	1,173	584	546	-38	0	1,800	1,254	30%
116	55759	312	CONTRACTS WITH PRIVATE AGENC	12,685	11,680	-1,005	108,557	53,081	70,787	17,705	4,214	120,000	45,000	63%
116	55759	333	LICENSES	0	0	0	0	0	25	25	0	100	75	25%
116	55759	335	MAINTENANCE & REPAIR - BLDGS	0	0	0	0	0	0	0	0	400	400	0%
116	55759	336	MAINTENANCE & REPAIR - EQUIP	350	0	-350	350	350	0	-350	0	500	500	0%
116	55759	361	PERMITS	0	0	0	175	175	150	-25	0	300	150	50%
116	55759	410	CUSTODIAL SUPPLIES	0	0	0	0	0	0	0	0	200	200	0%
116	55759	415	ELECTRICITY	134	159	24	1,128	416	537	121	0	1,200	663	45%
116	55759	435	OFFICE SUPPLIES	0	899	899	30	30	964	934	0	1,000	36	96%
116	55759	454	WATER AND SEWER	91	13	-77	313	170	124	-46	0	250	126	50%
116	55759	499	OTHER SUPPLIES AND MATERIALS	0	0	0	0	0	0	0	0	500	500	0%
116	55759	---		22,741	18,429	-4,312	222,549	121,217	121,262	46	4,214	206,664	81,189	61%
116	55759	---		22,741	18,429	-4,312	222,549	121,217	121,262	46	4,214	206,664	81,189	61%
116	-----	---		122,519	133,381	10,863	1,634,142	870,201	982,598	112,401	37,963	1,800,160	779,601	57%

Fnd	Acct	Obj	Account Level Description	January 2020-21	January 2021-22	MONTHLY DIFFERENCE	2020-21 TOTAL EXP	2020-21 YTD	2021-22 YTD	YTD DIFFERENCE	2021-22 OPEN POS	2021-22 BUDGET	REMAINING BUDGET	% BUDGET USED
122			DRUG FUND											
54150			DRUG ENFORCEMENT											
000			000											
122	54150	309	CONTRACTS - GOVT AGENCIES	0	0	0	6,000	0	0	0	0	0	0	0%
122	54150	312	CONTRACTS - PRIVATE AGENCIES	0	4,613	4,613	0	0	4,613	4,613	0	5,000	387	92%
122	54150	316	CONTRIBUTIONS	0	0	0	0	0	0	0	0	1,000	1,000	0%
122	54150	319	CONFIDENTIAL DRUG ENFORC PMT	0	0	0	0	0	5,000	5,000	0	5,000	0	100%
122	54150	320	DUES AND MEMBERSHIPS	0	0	0	45	45	0	-45	0	250	250	0%
122	54150	333	LICENSES	0	0	0	120	120	0	-120	0	120	120	0%
122	54150	351	RENTALS	50	52	2	529	260	305	45	300	2,500	1,895	24%
122	54150	355	TRAVEL	0	0	0	12,752	12,752	0	-12,752	0	5,000	5,000	0%
122	54150	356	REGISTRATION FEES	0	0	0	13,500	13,500	0	-13,500	0	0	0	0%
122	54150	431	LAW ENFORCEMENT SUPPLIES	0	0	0	15,000	14,525	3,214	-11,311	0	5,000	1,786	64%
122	54150	499	OTHER SUPPLIES AND MATERIALS	0	0	0	0	0	0	0	0	2,500	2,500	0%
122	54150	510	TRUSTEE'S COMMISSION	7	3	-4	100	35	49	14	0	600	551	8%
122	54150	599	OTHER CHARGES	0	0	0	0	0	0	0	0	12,500	12,500	0%
122	54150	---		57	4,668	4,611	48,046	41,237	13,181	-28,056	300	39,470	25,989	34%
122	54150	---		57	4,668	4,611	48,046	41,237	13,181	-28,056	300	39,470	25,989	34%
122	-----	---		57	4,668	4,611	48,046	41,237	13,181	-28,056	300	39,470	25,989	34%

Account Level		January	January	MONTHLY	2020-21	2020-21	2021-22	YTD	2021-22	2021-22	REMAINING	% BUDGET
Fnd Acct	Obj Description	2020-21	2021-22	DIFFERENCE	TOTAL EXP	YTD	YTD	DIFFERENCE	OPEN POS	BUDGET	BUDGET	USED
127	ARPA - SPECIAL REVENUE											
58831	AMERICAN RESCUE PLAN 2021-22											
060	JB WATERLINE EXTENSIONS											
127 58831 790	OTHER EQUIPMENT- WATERLINE E	0	0	0	0	0	326,390	326,390	176,642	600,000	96,968	84%
127 58831 799	JONESBOROUGH WATERLINE CREW	0	0	0	0	0	69,408	69,408	0	222,607	153,199	31%
127 58831 799	WATERLINE EXTENSIONS - WCIP	0	0	0	0	0	74,202	74,202	0	90,000	15,798	82%
127 58831 ---		0	0	0	0	0	470,000	470,000	176,642	912,607	265,965	71%
300	Water Line Projects											
127 58831 799	WATERLINE PROJECTS	0	500	500	0	0	860	860	1,640	10,000	7,500	25%
127 58831 ---		0	500	500	0	0	860	860	1,640	10,000	7,500	25%
127 58831 ---		0	500	500	0	0	470,860	470,860	178,282	922,607	273,465	70%
127 -----		0	500	500	0	0	470,860	470,860	178,282	922,607	273,465	70%

Fnd	Acct	Obj	Account Level Description	January 2020-21	January 2021-22	MONTHLY DIFFERENCE	2020-21 TOTAL EXP	2020-21 YTD	2021-22 YTD	YTD DIFFERENCE	2021-22 OPEN POS	2021-22 BUDGET	REMAINING BUDGET	% BUDGET USED
131			HIGHWAY FUND											
58804			STATE CARES ACT FUNDING (1.9M)											
019			COVID-19											
131	58804	410	CARES ACT FUNDING/CUSTODIAL	0	0	0	549	549	0	-549	0	0	0	0%
131	58804	---		0	0	0	549	549	0	-549	0	0	0	0%
131	58804	---		0	0	0	549	549	0	-549	0	0	0	0%
=====														
61000			ADMINISTRATION											
000			000											
131	61000	101	COUNTY OFFICIAL	9,730	10,368	639	116,758	68,109	79,064	10,956	0	130,906	51,842	60%
131	61000	103	ASSISTANT	6,280	6,595	315	81,927	47,009	49,306	2,298	0	86,110	36,804	57%
131	61000	120	COMPUTER PROGRAMMER(S)	3,386	3,555	170	44,167	25,342	26,579	1,237	0	46,430	19,851	57%
131	61000	161	SECRETARY	7,427	7,800	373	96,892	55,595	58,314	2,718	0	101,900	43,586	57%
131	61000	189	OTHER SALARIES & WAGES	1,287	1,351	64	16,791	9,635	10,104	469	0	17,650	7,546	57%
131	61000	201	SOCIAL SECURITY	1,680	1,754	74	21,331	12,379	13,252	873	0	23,747	10,495	56%
131	61000	202	HANDLING CHARGES & ADMINISTR	0	0	0	532	393	415	22	0	1,000	585	41%
131	61000	204	PENSIONS	2,701	2,851	150	34,262	19,767	21,466	1,699	0	36,815	15,349	58%
131	61000	205	EMPLOYEE AND DEPENDENT INSUR	5,693	5,302	-390	68,310	39,848	37,426	-2,422	0	71,042	33,616	53%
131	61000	206	LIFE INSURANCE	0	0	0	8,783	8,783	5,698	-3,085	0	12,700	7,002	45%
131	61000	210	UNEMPLOYMENT COMPENSATION	0	0	0	7,968	7,995	0	-7,995	0	13,500	13,500	0%
131	61000	212	EMPLOYER MEDICARE	393	410	17	4,989	2,895	3,099	204	0	5,571	2,472	56%
131	61000	299	OTHER FRINGE BENEFITS	213	0	-213	303	258	90	-168	0	600	510	15%
131	61000	302	ADVERTISING	0	0	0	267	0	63	63	1,437	2,000	500	75%
131	61000	307	COMMUNICATION	325	571	246	5,426	2,793	3,190	398	100	10,000	6,710	33%
131	61000	312	CONTRACTS - PRIVATE AGENCIES	3,855	0	-3,855	5,892	4,535	0	-4,535	0	0	0	0%
131	61000	320	DUES AND MEMBERSHIPS	0	0	0	4,797	4,797	4,872	75	0	5,500	628	89%
131	61000	322	EVALUATION AND TESTING	188	427	239	5,514	2,926	2,535	-391	1,565	6,500	2,400	63%
131	61000	327	FREIGHT EXPENSES	763	0	-763	956	867	0	-867	0	1,000	1,000	0%
131	61000	328	JANITORIAL SERVICES	375	500	125	4,300	2,025	2,700	675	2,300	5,000	0	100%
131	61000	332	LEGAL NOTICES, RECORDING AND	0	0	0	358	358	47	-311	0	2,500	2,453	2%
131	61000	333	LICENSES	0	45	45	283	260	263	3	0	300	38	88%
131	61000	334	MAINTENANCE AGREEMENTS	0	49	49	13,180	8,568	9,539	971	4,772	14,815	505	97%
131	61000	335	MAINTENANCE & REPAIR - BLDGS	0	0	0	30	0	0	0	0	1,600	1,600	0%
131	61000	337	MAINTENANCE & REPAIR - OFF E	0	0	0	0	0	0	0	0	200	200	0%
131	61000	338	MAINTENANCE AND REPAIR VEHIC	0	0	0	579	0	0	0	0	0	0	0%
131	61000	347	PEST CONTROL	0	0	0	720	300	420	120	380	800	0	100%

Fnd	Acct	Obj	Account Level Description	January 2020-21	January 2021-22	MONTHLY DIFFERENCE	2020-21 TOTAL EXP	2020-21 YTD	2021-22 YTD	YTD DIFFERENCE	2021-22 OPEN POS	2021-22 BUDGET	REMAINING BUDGET	% BUDGET USED
131			HIGHWAY FUND											
61000			ADMINISTRATION											
000			000											
131	61000	348	POSTAL CHARGES	0	0	0	158	0	52	52	0	150	98	34%
131	61000	349	PRINTING	0	115	115	248	248	115	-133	0	1,500	1,385	8%
131	61000	350	INTERNET CONNECTIVITY	0	870	870	0	0	2,891	2,891	100	7,750	4,759	39%
131	61000	351	RENTALS	0	246	246	107	107	593	487	540	1,300	167	87%
131	61000	355	TRAVEL	0	118	118	875	138	1,477	1,339	0	5,000	3,523	30%
131	61000	356	REGISTRATION FEES	0	450	450	350	0	750	750	0	3,400	2,650	22%
131	61000	399	OTHER CONTRACTED SERVICES	0	0	0	60	60	0	-60	0	1,000	1,000	0%
131	61000	410	CUSTODIAL SUPPLIES	18	0	-18	395	309	300	-9	18	1,000	682	32%
131	61000	411	DATA PROCESSING SUPPLIES	0	663	663	1,152	323	851	528	55	5,000	4,094	18%
131	61000	415	ELECTRICITY	307	349	41	3,611	1,695	1,940	245	0	5,500	3,560	35%
131	61000	426	GENERAL CONSTRUCTION MATERIA	0	0	0	227	96	591	495	20	1,000	389	61%
131	61000	429	INSTRUCTIONAL MATERIALS	0	0	0	0	0	0	0	198	200	3	99%
131	61000	434	NATURAL GAS	277	322	45	1,439	640	815	175	0	3,500	2,685	23%
131	61000	435	OFFICE SUPPLIES	120	63	-58	4,298	2,285	1,190	-1,095	247	3,500	2,063	41%
131	61000	454	WATER AND SEWER	64	63	-1	751	296	317	21	0	2,000	1,683	16%
131	61000	499	OTH.SUPPLIES & MAT(SAFETY EQ	0	0	0	864	310	25	-285	0	1,435	1,410	2%
131	61000	502	BUILDING AND CONTENTS INSURA	0	0	0	10,098	10,098	5,297	-4,801	0	10,098	4,801	52%
131	61000	506	LIABILITY INSURANCE	0	0	0	12,728	12,728	13,231	503	0	13,231	0	100%
131	61000	510	TRUSTEE'S COMMISSION	12,456	12,903	447	135,865	80,943	79,065	-1,878	0	133,000	53,935	59%
131	61000	511	VEHICLE AND EQUIPMENT INSURA	0	0	0	38,897	38,897	50,229	11,332	0	50,229	0	100%
131	61000	513	WORKMAN'S COMPENSATION INSUR	0	-16,541	-16,541	111,788	111,788	87,312	-24,476	0	130,000	42,688	67%
131	61000	530	FINES, ASSESSMENTS, PENALTIE	0	0	0	20	0	0	0	0	0	0	0%
131	61000	599	OTHER CHARGES	0	0	0	0	0	0	0	0	352	352	0%
131	61000	707	BUILDING IMPROVEMENTS	0	0	0	9,191	0	0	0	0	10,440	10,440	0%
131	61000	709	DATA PROCESSING EQUIPMENT	0	0	0	1,177	0	0	0	2,024	36,800	34,776	5%
131	61000	---		57,538	41,199	-16,338	879,614	586,398	575,483	-10,912	13,756	1,025,571	436,335	57%
131	61000	---		57,538	41,199	-16,338	879,614	586,398	575,483	-10,912	13,756	1,025,571	436,335	57%
=====														
62000			HIGHWAY AND BRIDGE MAINTENANCE											
000			000											
131	62000	105	SUPERVISOR'DIRECTOR	5,530	5,806	277	72,137	41,391	43,410	2,018	0	75,820	32,410	57%
131	62000	141	FOREMAN	16,435	17,261	826	214,407	123,024	129,043	6,019	0	225,330	96,287	57%
131	62000	144	EQUIPMENT OPERATORS ' HEAVY	22,160	22,803	643	291,085	166,868	167,052	184	0	455,760	288,708	37%

Fnd	Acct	Obj	Account Level Description	January 2020-21	January 2021-22	MONTHLY DIFFERENCE	2020-21 TOTAL EXP	2020-21 YTD	2021-22 YTD	YTD DIFFERENCE	2021-22 OPEN POS	2021-22 BUDGET	REMAINING BUDGET	% BUDGET USED
131			HIGHWAY FUND											
62000			HIGHWAY AND BRIDGE MAINTENANCE											
000			000											
131	62000	145	EQUIPMENT OPERATORS ' LIGHT	10,054	11,780	1,726	154,654	92,855	87,299	-5,556	0	246,820	159,521	35%
131	62000	147	TRUCK DRIVERS	25,350	21,957	-3,394	321,495	190,935	183,581	-7,355	0	371,500	187,919	49%
131	62000	149	LABORERS	18,539	18,818	278	233,889	135,403	140,556	5,153	0	325,560	185,004	43%
131	62000	169	PART'TIME PERSONNEL	0	0	0	0	0	0	0	0	3,900	3,900	0%
131	62000	187	OVERTIME PAY	0	0	0	222	37	153	116	0	4,000	3,847	4%
131	62000	201	SOCIAL SECURITY	5,706	5,737	30	75,249	43,926	44,011	85	0	105,950	61,939	42%
131	62000	204	PENSIONS	8,871	9,171	300	117,873	69,304	67,796	-1,508	0	164,220	96,424	41%
131	62000	205	EMPLOYEE AND DEPENDENT INSUR	38,151	38,058	-93	454,658	266,805	271,974	5,169	0	483,538	211,564	56%
131	62000	212	EMPLOYER MEDICARE	1,335	1,342	7	17,599	10,273	10,293	20	0	24,780	14,487	42%
131	62000	299	OTHER FRINGE BENEFITS	0	0	0	0	108	0	-108	0	300	300	0%
131	62000	307	COMMUNICATION	952	660	-291	9,090	5,829	2,766	-3,063	0	9,100	6,334	30%
131	62000	312	CONTRACTS WITH PRIVATE AGENC	0	0	0	63,789	46,329	898	-45,431	11,425	181,000	168,677	7%
131	62000	321	ENGINEERING SERVICES	0	600	600	7,103	2,103	11,246	9,144	0	15,000	3,754	75%
131	62000	327	FREIGHT EXPENSES	0	0	0	25	0	0	0	0	1,000	1,000	0%
131	62000	334	MAINTENANCE AGREEMENTS	0	0	0	0	0	0	0	0	400	400	0%
131	62000	335	MAINTENANCE AND REPAIR BLDG	0	0	0	0	0	1,689	1,689	0	3,000	1,311	56%
131	62000	336	MAINTENANCE & REPAIR - EQUIP	0	0	0	2,221	221	105	-116	0	5,000	4,895	2%
131	62000	350	INTERNET CONNECTIVITY	0	36	36	201	0	251	251	0	600	349	42%
131	62000	351	RENTALS	0	69	69	485	0	590	590	414	1,500	496	67%
131	62000	359	DISPOSAL FEES	470	0	-470	470	470	0	-470	0	1,000	1,000	0%
131	62000	361	PERMITS	0	0	0	980	480	480	0	0	2,000	1,520	24%
131	62000	408	CONCRETE	0	2,980	2,980	2,897	2,117	5,412	3,295	0	10,000	4,588	54%
131	62000	409	CRUSHED STONE	849	1,436	587	47,607	30,709	22,227	-8,483	27,994	83,000	32,780	61%
131	62000	411	DATA PROCESSING SUPPLIES	0	0	0	289	289	0	-289	0	1,500	1,500	0%
131	62000	412	DIESEL FUEL	1,382	8,461	7,080	48,193	21,329	42,275	20,946	57,297	110,000	10,429	91%
131	62000	415	ELECTRICITY	871	695	-175	7,927	3,893	3,967	74	0	13,000	9,033	31%
131	62000	417	EQUIPMENT PARTS' LIGHT	0	0	0	1,028	388	310	-79	0	1,200	890	26%
131	62000	420	FERTILIZER	0	207	207	2,070	1,018	916	-102	100	2,000	984	51%
131	62000	425	GASOLINE	3,398	8,817	5,419	54,976	22,834	41,778	18,944	9,038	80,000	29,184	64%
131	62000	426	GENERAL CONSTRUCTION MATERIA	113	0	-113	3,419	1,388	2,242	854	663	5,000	2,096	58%
131	62000	427	ICE	0	0	0	210	150	160	10	170	400	70	83%
131	62000	436	OTHER ROAD MATERIALS - PAINT	0	0	0	32,933	22,468	17,710	-4,758	32,290	80,000	30,000	63%
131	62000	440	PIPE - METAL	0	0	0	25,400	11,671	107	-11,564	2,313	21,500	19,080	11%
131	62000	444	SALT	25,850	25,928	78	33,589	33,589	25,928	-7,661	34,072	80,000	20,000	75%
131	62000	446	SMALL TOOLS	0	0	0	973	849	139	-710	0	1,500	1,361	9%
131	62000	451	UNIFORMS	8,637	0	-8,637	9,993	8,645	1,130	-7,515	11,000	12,130	0	100%

Fnd	Acct	Obj	Account Level Description	January 2020-21	January 2021-22	MONTHLY DIFFERENCE	2020-21 TOTAL EXP	2020-21 YTD	2021-22 YTD	YTD DIFFERENCE	2021-22 OPEN POS	2021-22 BUDGET	REMAINING BUDGET	% BUDGET USED
131			HIGHWAY FUND											
62000			HIGHWAY AND BRIDGE MAINTENANCE											
000			000											
131	62000	454	WATER AND SEWER	24	137	112	1,472	1,016	752	-264	0	1,700	948	44%
131	62000	467	FENCING	0	0	0	41	41	440	399	0	1,500	1,060	29%
131	62000	499	OTHER SUPPLIES AND MATERIALS	0	0	0	392	235	413	178	0	29,870	29,457	1%
131	62000	599	OTHER CHARGES	0	0	0	0	0	0	0	0	8,000	8,000	0%
131	62000	706	BUILDING CONSTRUCTION	0	0	0	0	0	0	0	0	2,000	2,000	0%
131	62000	---		194,677	202,759	8,082	2,311,041	1,358,990	1,329,099	-29,894	186,776	3,251,378	1,735,506	47%
131	62000	---		194,677	202,759	8,082	2,311,041	1,358,990	1,329,099	-29,894	186,776	3,251,378	1,735,506	47%
=====														
63100			OPERATION AND MAINTENANCE OF E											
000			000											
131	63100	132	MATERIALS SUPERVISOR	3,611	3,720	109	47,121	27,066	27,846	779	0	48,570	20,724	57%
131	63100	141	FOREMAN	10,933	12,869	1,936	156,906	88,349	96,246	7,897	0	167,000	70,754	58%
131	63100	142	MECHANICS	9,219	9,624	404	119,515	68,300	73,241	4,941	0	164,100	90,859	45%
131	63100	187	OVERTIME PAY	0	0	0	0	0	0	0	0	3,000	3,000	0%
131	63100	201	SOCIAL SECURITY	1,391	1,533	142	19,043	10,817	11,654	837	0	23,750	12,096	49%
131	63100	204	PENSIONS	2,284	2,519	235	31,093	17,655	18,964	1,309	0	36,800	17,836	52%
131	63100	205	EMPLOYEE AND DEPENDENT INSUR	7,430	7,296	-133	89,154	52,007	52,795	789	0	92,726	39,931	57%
131	63100	212	EMPLOYER MEDICARE	325	359	33	4,454	2,530	2,725	196	0	5,550	2,825	49%
131	63100	307	COMMUNICATION	409	126	-282	2,637	1,844	885	-959	0	4,000	3,115	22%
131	63100	322	EVALUATION AND TESTING	0	0	0	0	0	0	0	0	1,000	1,000	0%
131	63100	327	FREIGHT EXPENSES	273	545	272	4,702	2,160	2,744	584	202	9,000	6,054	33%
131	63100	327	DISCOUNTS TAKEN	0	0	0	0	0	0	0	0	0	0	0%
131	63100	334	MAINTENANCE AGREEMENTS	0	0	0	3,175	3,175	4,836	1,661	0	4,836	0	100%
131	63100	335	MAINTENANCE & REPAIR - BLDGS	0	0	0	3,500	3,500	0	-3,500	0	8,000	8,000	0%
131	63100	336	MAINTENANCE & REPAIR - EQUIP	47	15,105	15,058	35,429	22,111	19,181	-2,930	1,584	31,500	10,734	66%
131	63100	338	MAINTENANCE & REPAIR - VEHIC	181	2,645	2,464	12,838	5,056	12,445	7,389	325	22,500	9,730	57%
131	63100	350	INTERNET CONNECTIVITY	0	81	81	201	0	296	296	0	600	304	49%
131	63100	351	RENTALS	0	113	113	5,626	5,546	345	-5,200	115	6,500	6,040	7%
131	63100	353	TOW'IN SERVICES	1,250	550	-700	1,650	1,450	1,150	-300	650	2,000	200	90%
131	63100	359	DISPOSAL FEES	0	0	0	0	0	0	0	0	1,500	1,500	0%
131	63100	399	OTHER CONTRACTED SERVICES	0	0	0	0	0	0	0	0	2,000	2,000	0%
131	63100	410	CUSTODIAL SUPPLIES	220	640	420	6,758	2,802	3,337	535	0	6,200	2,863	54%
131	63100	415	ELECTRICITY	951	635	-316	6,178	3,141	3,008	-134	0	9,000	5,992	33%

Fnd	Acct	Obj	Account Level Description	January 2020-21	January 2021-22	MONTHLY DIFFERENCE	2020-21 TOTAL EXP	2020-21 YTD	2021-22 YTD	YTD DIFFERENCE	2021-22 OPEN POS	2021-22 BUDGET	REMAINING BUDGET	% BUDGET USED
131			HIGHWAY FUND											
63100			OPERATION AND MAINTENANCE OF E											
000			000											
131	63100	416	EQUIPMENT PARTS - HEAVY	1,224	10,193	8,968	83,688	49,576	44,284	-5,292	11,243	83,400	27,873	67%
131	63100	416	DISCOUNTS TAKEN	0	0	0	41	27	-7	-34	0	0	7	0%
131	63100	417	EQUIPMENT PARTS - LIGHT	5,370	9,953	4,583	83,297	50,834	44,425	-6,409	12,767	83,400	26,208	69%
131	63100	417	DISCOUNTS TAKEN	-1	-6	-5	-46	-15	-44	-29	0	0	44	0%
131	63100	418	EQUIPMENT PARTS - OTHER	0	0	0	218	205	5,897	5,692	0	8,000	2,103	74%
131	63100	424	GARAGE SUPPLIES	953	1,013	60	15,752	5,976	10,076	4,100	1,135	18,000	6,789	62%
131	63100	424	DISCOUNTS TAKEN	0	0	0	-27	-5	-4	1	0	0	4	0%
131	63100	426	GENERAL CONSTRUCTION MATERIA	501	0	-501	2,935	871	323	-548	799	3,000	1,878	37%
131	63100	433	LUBRICANTS	0	929	929	14,755	5,296	12,507	7,212	73	25,000	12,420	50%
131	63100	433	DISCOUNTS TAKEN	0	0	0	-2	-2	-3	-1	0	0	3	0%
131	63100	435	OFFICE SUPPLIES (GARAGE)	0	18	18	349	70	131	62	0	1,200	1,069	11%
131	63100	440	PIPE - METAL	0	586	586	1,301	325	586	261	0	3,000	2,414	20%
131	63100	442	PROPANE GAS	1,626	1,908	282	10,675	2,864	3,411	547	6,589	12,000	2,000	83%
131	63100	446	SMALL TOOLS	103	176	73	2,609	1,676	1,421	-255	43	4,500	3,036	33%
131	63100	446	DISCOUNTS TAKEN	0	0	0	-5	-1	0	1	0	0	0	0%
131	63100	450	TIRES AND TUBES	0	4,969	4,969	25,814	17,522	32,220	14,698	0	40,000	7,780	81%
131	63100	453	VEHICLE PARTS	0	0	0	177	26	0	-26	0	3,000	3,000	0%
131	63100	499	OTHER SUPPLIES AND MATERIALS	0	0	0	1,969	1,277	1,123	-154	32	4,364	3,209	26%
131	63100	599	OTHER CHARGES	0	0	0	0	0	0	0	0	500	500	0%
131	63100	790	OTHER EQUIPMENT	0	0	0	24,693	208	0	-208	0	500	500	0%
131	63100	---		48,300	88,099	39,798	818,173	454,239	488,044	33,808	35,557	939,996	416,394	56%
131	63100	---		48,300	88,099	39,798	818,173	454,239	488,044	33,808	35,557	939,996	416,394	56%
				=====	=====	=====	=====	=====	=====	=====	=====	=====	=====	=====
63500			ASPHALT PLANT OPERATIONS											
000			000											
131	63500	141	FOREMAN	7,504	7,880	376	92,037	50,382	58,912	8,530	0	102,900	43,988	57%
131	63500	143	EQUIPMENT OPERATORS	24,618	20,870	-3,747	319,554	183,909	169,915	-13,993	0	334,250	164,335	51%
131	63500	147	TRUCK DRIVERS	36,915	33,228	-3,687	482,746	290,648	252,051	-38,596	0	572,950	320,899	44%
131	63500	149	LABORERS	10,419	11,147	727	143,261	87,000	86,189	-811	0	249,750	163,561	35%
131	63500	187	OVERTIME PAY	0	0	0	307	307	0	-307	0	2,000	2,000	0%
131	63500	189	OTHER SALARIES & WAGES	0	0	0	0	0	0	0	0	3,000	3,000	0%
131	63500	201	SOCIAL SECURITY	4,589	4,213	-376	60,192	35,578	33,013	-2,565	0	78,310	45,297	42%
131	63500	204	PENSIONS	7,067	6,711	-356	95,651	54,806	52,214	-2,592	0	121,400	69,186	43%

Fnd	Acct	Obj	Account Level Description	January 2020-21	January 2021-22	MONTHLY DIFFERENCE	2020-21 TOTAL EXP	2020-21 YTD	2021-22 YTD	YTD DIFFERENCE	2021-22 OPEN POS	2021-22 BUDGET	REMAINING BUDGET	% BUDGET USED
131			HIGHWAY FUND											
63500			ASPHALT PLANT OPERATIONS											
000			000											
131	63500	205	EMPLOYEE AND DEPENDENT INSUR	32,607	27,991	-4,616	387,700	228,229	205,770	-22,459	0	403,832	198,062	51%
131	63500	212	EMPLOYER MEDICARE	1,073	985	-88	14,077	8,321	7,721	-600	0	18,350	10,629	42%
131	63500	307	COMMUNICATION	405	120	-285	2,812	2,090	632	-1,458	0	3,400	2,768	19%
131	63500	312	CONTRACTS - PRIVATE AGENCIES	0	0	0	5,415	3,846	366	-3,480	2,434	5,050	2,250	55%
131	63500	327	FREIGHT EXPENSES	0	281	281	20,844	14,231	15,106	876	10,984	30,000	3,910	87%
131	63500	333	LICENSES	0	0	0	250	200	0	-200	0	550	550	0%
131	63500	336	MAINTENANCE & REPAIR - EQUIP	0	0	0	16,523	6,203	0	-6,203	0	7,000	7,000	0%
131	63500	350	INTERNET CONNECTIVITY	0	0	0	201	0	215	215	0	600	385	36%
131	63500	351	RENTALS	0	0	0	0	0	0	0	0	1,000	1,000	0%
131	63500	361	PERMITS	0	0	0	0	0	475	475	0	475	0	100%
131	63500	399	OTHER CONTRACTED SERVICES(ST	0	0	0	0	0	0	0	0	21,750	21,750	0%
131	63500	404	ASPHALT ' HOT MIX	0	13,020	13,020	844,660	591,900	679,571	87,671	120,423	800,000	6	100%
131	63500	404	ASPH - HOT MIX/DISCOUNTS TAK	0	0	0	-8,447	-5,919	-6,665	-746	6,406	0	260	0%
131	63500	405	ASPHALT ' LIQUID	0	0	0	75,753	38,639	35,033	-3,605	24,967	85,000	25,000	71%
131	63500	409	CRUSHED STONE	2,346	0	-2,346	310,542	215,767	205,816	-9,951	89,661	300,000	4,523	98%
131	63500	412	DIESEL FUEL	0	0	0	88,615	41,016	86,728	45,713	13,272	200,000	100,000	50%
131	63500	415	ELECTRICITY	1,152	3,370	2,218	43,400	25,975	27,330	1,355	0	55,000	27,670	50%
131	63500	418	EQUIPMENT AND MACHINERY PART	0	0	0	4,530	493	10,077	9,584	74	18,000	7,849	56%
131	63500	423	FUEL OIL	0	0	0	47,880	35,280	39,420	4,140	10,580	60,000	10,000	83%
131	63500	423	DISCOUNTS TAKEN	0	0	0	-1,890	-1,260	0	1,260	0	0	0	0%
131	63500	426	GENERAL CONSTRUCTION MATERIA	0	516	516	42	42	516	474	36	1,800	1,248	31%
131	63500	433	LUBRICANTS	0	0	0	2,246	1,120	1,087	-33	0	1,500	413	72%
131	63500	434	NATURAL GAS	68	100	32	589	284	345	61	0	1,700	1,355	20%
131	63500	445	SAND	0	9,324	9,324	30,997	20,767	35,119	14,352	28,881	64,000	0	100%
131	63500	454	WATER AND SEWER	101	78	-23	1,382	646	568	-78	0	1,300	732	44%
131	63500	499	OTHER SUPPLIES AND MATERIALS	0	80	80	1,790	1,630	320	-1,310	0	2,025	1,705	16%
131	63500	599	OTHER CHARGES	0	0	0	475	475	0	-475	0	150	150	0%
131	63500	703	ASPHALT PLANT EQUIPMENT	0	0	0	9,990	0	0	0	5,141	53,000	47,859	10%
131	63500	---		128,864	139,914	11,050	3,094,124	1,932,605	1,997,844	65,244	312,859	3,600,042	1,289,340	64%
131	63500	---		128,864	139,914	11,050	3,094,124	1,932,605	1,997,844	65,244	312,859	3,600,042	1,289,340	64%

Fnd	Acct	Obj	Account Level Description	January 2020-21	January 2021-22	MONTHLY DIFFERENCE	2020-21 TOTAL EXP	2020-21 YTD	2021-22 YTD	YTD DIFFERENCE	2021-22 OPEN POS	2021-22 BUDGET	REMAINING BUDGET	% BUDGET USED
131			HIGHWAY FUND											
63600			TRAFFIC CONTROL											
000			000											
131	63600	132	MATERIALS SUPERVISOR	3,016	3,077	61	39,346	22,576	23,046	470	0	53,230	30,184	43%
131	63600	149	LABORERS	0	0	0	10,946	6,492	6,428	-65	0	34,000	27,573	19%
131	63600	187	OVERTIME PAY	0	0	0	0	0	0	0	0	1,000	1,000	0%
131	63600	201	SOCIAL SECURITY	173	176	3	2,945	1,704	1,726	22	0	5,480	3,754	32%
131	63600	204	PENSIONS	290	296	6	3,781	2,170	2,215	45	0	8,480	6,265	26%
131	63600	205	EMPLOYEE AND DEPENDENT INSUR	1,580	1,643	63	18,954	11,057	11,499	442	0	19,718	8,219	58%
131	63600	212	EMPLOYEE MEDICARE	40	41	1	689	399	404	5	0	1,280	876	32%
131	63600	327	FREIGHT EXPENSES	0	63	63	189	189	306	117	0	700	394	44%
131	63600	443	ROAD SIGNS	0	1,010	1,010	13,373	4,941	10,784	5,843	0	14,500	3,716	74%
131	63600	446	SMALL TOOLS	0	0	0	1,985	893	0	-893	0	1,000	1,000	0%
131	63600	468	CHEMICALS	0	0	0	2,942	0	1,388	1,388	0	3,000	1,612	46%
131	63600	499	OTHER SUPPLIES AND MATERIALS	0	0	0	212	116	0	-116	0	1,000	1,000	0%
131	63600	599	OTHER CHARGES	0	0	0	0	0	0	0	0	1,000	1,000	0%
131	63600	---		5,099	6,306	1,207	95,362	50,537	57,796	7,258	0	144,388	86,593	40%
131	63600	---		5,099	6,306	1,207	95,362	50,537	57,796	7,258	0	144,388	86,593	40%
=====														
68000			CAPITAL OUTLAY											
000			000											
131	68000	327	FREIGHT EXPENSES	0	0	0	0	0	0	0	0	500	500	0%
131	68000	705	BRIDGE CONSTRUCTION	13,000	0	-13,000	2,298,582	62,100	45,186	-16,914	93,950	385,000	245,864	36%
131	68000	706	BUILDING CONSTRUCTION	0	31,104	31,104	3,257	3,257	31,104	27,847	0	40,000	8,896	78%
131	68000	713	HIGHWAY CONSTRUCTION	0	0	0	0	0	0	0	0	7,200	7,200	0%
131	68000	714	HIGHWAY EQUIPMENT	0	63,900	63,900	42,000	0	121,000	121,000	354,169	481,569	6,400	99%
131	68000	718	MOTOR VEHICLES	0	0	0	169,365	0	276,896	276,896	1,467,860	1,744,800	44	100%
131	68000	723	RIGHT OF WAY	0	0	0	5,658	4,158	0	-4,158	0	10,000	10,000	0%
131	68000	790	OTHER EQUIPMENT	0	0	0	189,468	7,500	30,780	23,280	0	50,831	20,051	61%
131	68000	---		13,000	95,004	82,004	2,708,330	77,015	504,966	427,951	1,915,979	2,719,900	298,955	89%
131	68000	---		13,000	95,004	82,004	2,708,330	77,015	504,966	427,951	1,915,979	2,719,900	298,955	89%
=====														
131	-----	---		447,478	573,281	125,803	9,907,193	4,460,333	4,953,232	492,906	2,464,927	11,681,275	4,263,123	64%
=====														

Fnd Acct	Obj	Account Level Description	January 2020-21	January 2021-22	MONTHLY DIFFERENCE	2020-21 TOTAL EXP	2020-21 YTD	2021-22 YTD	YTD DIFFERENCE	2021-22 OPEN POS	2021-22 BUDGET	REMAINING BUDGET	% BUDGET USED
151		GENERAL DEBT SERVICE FUND											
82110		GENERAL GOVERNMENT - PRINCIPAL											
000		000											
151 82110 601		PRINCIPAL ON BONDS	0	0	0	1,265,000	0	0	0	0	1,310,000	1,310,000	0%
151 82110 602		PRINCIPAL ON NOTES	0	0	0	130,000	130,000	320,000	190,000	0	320,000	0	100%
151 82110 ---			0	0	0	1,395,000	130,000	320,000	190,000	0	1,630,000	1,310,000	20%
151 82110 ---			0	0	0	1,395,000	130,000	320,000	190,000	0	1,630,000	1,310,000	20%
=====													
82120		HIGHWAYS AND STREETS - PRINCIPAL											
000		000											
151 82120 602		PRINCIPAL ON NOTES	0	0	0	246,566	246,566	954,547	707,981	0	954,547	0	100%
151 82120 ---			0	0	0	246,566	246,566	954,547	707,981	0	954,547	0	100%
151 82120 ---			0	0	0	246,566	246,566	954,547	707,981	0	954,547	0	100%
=====													
82130		EDUCATION - PRINCIPAL											
000		000											
151 82130 601		PRINCIPAL ON BONDS	0	0	0	5,780,000	140,000	465,000	325,000	0	6,280,000	5,815,000	7%
151 82130 602		PRINCIPAL ON NOTES	0	0	0	83,434	83,434	375,453	292,019	0	375,453	0	100%
151 82130 ---			0	0	0	5,863,434	223,434	840,453	617,019	0	6,655,453	5,815,000	13%
151 82130 ---			0	0	0	5,863,434	223,434	840,453	617,019	0	6,655,453	5,815,000	13%
=====													
82210		GENERAL GOVERNMENT - INTEREST											
000		000											
151 82210 603		INTEREST ON BONDS	0	0	0	1,103,868	551,934	525,184	-26,750	0	1,050,368	525,184	50%
151 82210 604		INTEREST ON NOTES	4,363	0	-4,363	10,675	10,675	5,777	-4,898	0	7,100	1,323	81%
151 82210 ---			4,363	0	-4,363	1,114,543	562,609	530,961	-31,648	0	1,057,468	526,507	50%
151 82210 ---			4,363	0	-4,363	1,114,543	562,609	530,961	-31,648	0	1,057,468	526,507	50%
=====													

Account Level		January	January	MONTHLY	2020-21	2020-21	2021-22	YTD	2021-22	2021-22	REMAINING	% BUDGET		
Fnd	Acct	Obj	Description	2020-21	2021-22	DIFFERENCE	TOTAL EXP	YTD	YTD	DIFFERENCE	OPEN POS	BUDGET	BUDGET	USED
151			GENERAL DEBT SERVICE FUND											
82220			HIGHWAYS AND STREETS - INTERE											
000			000											
151	82220	604	INTEREST ON NOTES	13,226	0	-13,226	30,151	30,151	18,392	-11,760	0	23,223	4,831	79%
151	82220	---		13,226	0	-13,226	30,151	30,151	18,392	-11,760	0	23,223	4,831	79%
151	82220	---		13,226	0	-13,226	30,151	30,151	18,392	-11,760	0	23,223	4,831	79%
=====														
82230			EDUCATION - INTEREST											
000			000											
151	82230	603	INTEREST ON BONDS	8,436	0	-8,436	4,273,398	2,146,263	2,042,554	-103,709	0	4,076,469	2,033,915	50%
151	82230	604	INTEREST ON NOTES	5,199	0	-5,199	11,649	11,649	7,325	-4,324	0	9,314	1,989	79%
151	82230	---		13,635	0	-13,635	4,285,047	2,157,912	2,049,879	-108,033	0	4,085,783	2,035,904	50%
151	82230	---		13,635	0	-13,635	4,285,047	2,157,912	2,049,879	-108,033	0	4,085,783	2,035,904	50%
=====														
82310			GENERAL GOVERNMENT - OTHER DS											
000			000											
151	82310	510	TRUSTEE'S COMMISSION	25,509	26,913	1,403	267,753	160,022	156,396	-3,626	0	275,000	118,604	57%
151	82310	699	OTHER DEBT SERVICE	0	0	0	6,407	3,260	5,669	2,409	0	6,500	831	87%
151	82310	---		25,509	26,913	1,403	274,160	163,282	162,065	-1,217	0	281,500	119,435	58%
151	82310	---		25,509	26,913	1,403	274,160	163,282	162,065	-1,217	0	281,500	119,435	58%
=====														
99100			TRANSFERS OUT											
000			000											
151	99100	590	TRANSFERS TO OTHER FUNDS	0	0	0	1,000,000	0	0	0	0	0	0	0%
151	99100	---		0	0	0	1,000,000	0	0	0	0	0	0	0%
151	99100	---		0	0	0	1,000,000	0	0	0	0	0	0	0%
=====														
151	-----	---		56,733	26,913	-29,821	14,208,901	3,513,954	4,876,297	1,362,342	0	14,687,974	9,811,677	33%
=====														

Account Level		January	January	MONTHLY	2020-21	2020-21	2021-22	YTD	2021-22	2021-22	REMAINING	% BUDGET
Fnd Acct	Obj Description	2020-21	2021-22	DIFFERENCE	TOTAL EXP	YTD	YTD	DIFFERENCE	OPEN POS	BUDGET	BUDGET	USED
152	RURAL DEBT SERVICE											
82130	EDUCATION - PRINCIPAL											
000	000											
152 82130 601	PRINCIPAL ON BONDS	0	0	0	220,000	220,000	1,195,000	975,000	0	1,195,000	0	100%
152 82130 ---		0	0	0	220,000	220,000	1,195,000	975,000	0	1,195,000	0	100%
152 82130 ---		0	0	0	220,000	220,000	1,195,000	975,000	0	1,195,000	0	100%
=====												
82230	EDUCATION - INTEREST											
000	000											
152 82230 603	INTEREST ON BONDS	17,350	0	-17,350	38,000	38,000	24,570	-13,430	0	31,325	6,755	78%
152 82230 ---		17,350	0	-17,350	38,000	38,000	24,570	-13,430	0	31,325	6,755	78%
152 82230 ---		17,350	0	-17,350	38,000	38,000	24,570	-13,430	0	31,325	6,755	78%
=====												
152 -----		17,350	0	-17,350	258,000	258,000	1,219,570	961,570	0	1,226,325	6,755	99%
=====												

Fnd	Acct	Obj	Account Level Description	January 2020-21	January 2021-22	MONTHLY DIFFERENCE	2020-21 TOTAL EXP	2020-21 YTD	2021-22 YTD	YTD DIFFERENCE	2021-22 OPEN POS	2021-22 BUDGET	REMAINING BUDGET	% BUDGET USED
171			GENERAL CAPITAL PROJECTS FUND											
58804			STATE CARES ACT FUNDING (1.9M)											
019			COVID-19											
171	58804	709	CARES ACT FUNDING/DATA PROC	0	0	0	127,039	127,039	0	-127,039	0	0	0	0%
171	58804	---		0	0	0	127,039	127,039	0	-127,039	0	0	0	0%
171	58804	---		0	0	0	127,039	127,039	0	-127,039	0	0	0	0%
=====														
91110			GENERAL ADMINISTRATION PROJECT											
000			000											
171	91110	510	TRUSTEE'S COMMISSION	2,324	2,181	-143	27,461	16,851	12,754	-4,097	0	16,000	3,246	80%
171	91110	707	BUILDING IMPROVEMENTS	0	0	0	19,978	0	0	0	10,000	1,325,000	1,315,000	1%
171	91110	707	AG EXT OFFICE - BLDG IMPRVMN	0	0	0	5,900	5,900	0	-5,900	0	0	0	0%
171	91110	709	DATA PROCESSING EQUIPMENT	0	0	0	53,016	53,016	129,593	76,576	3,465	155,000	21,943	86%
171	91110	733	SOLID WASTE EQUIPMENT	0	0	0	185,207	0	0	0	0	0	0	0%
171	91110	799	OTHER CAPITAL OUTLAY	0	0	0	0	0	0	0	0	65,501	65,501	0%
171	91110	---		2,324	2,181	-143	291,562	75,767	142,347	66,579	13,465	1,561,501	1,405,690	10%
108			ELECTION SPACE RENOVATION											
171	91110	799	ELECTION SPACE RENOVATION	0	499	499	0	0	966	966	4,500	11,499	6,033	48%
171	91110	---		0	499	499	0	0	966	966	4,500	11,499	6,033	48%
171	91110	---		2,324	2,680	356	291,562	75,767	143,313	67,545	17,965	1,573,000	1,411,723	10%
=====														
91130			PUBLIC SAFETY PROJECTS											
000			000											
171	91130	707	BUILDING IMPROVEMENTS	0	279,061	279,061	113,175	0	653,058	653,058	1,633,767	2,287,000	175	100%
171	91130	708	PUB SAFETY - COMMUNICATIONS	0	0	0	1,142,531	1,142,531	0	-1,142,531	0	100,000	100,000	0%
171	91130	709	DATA PROCESSING EQUIPMENT	0	179,215	179,215	0	0	179,899	179,899	0	180,000	101	100%
171	91130	716	LAW ENFORCEMENT EQUIP	0	0	0	0	0	0	0	0	456,000	456,000	0%
171	91130	790	PUBLIC SAFETY - OTHER EQUIPM	0	0	0	225,875	0	0	0	0	0	0	0%
171	91130	799	OTHER CAPITAL OUTLAY	0	111,687	111,687	0	0	111,687	111,687	159,478	290,000	18,835	94%

Fnd Acct	Obj	Account Level Description	January 2020-21	January 2021-22	MONTHLY DIFFERENCE	2020-21 TOTAL EXP	2020-21 YTD	2021-22 YTD	YTD DIFFERENCE	2021-22 OPEN POS	2021-22 BUDGET	REMAINING BUDGET	% BUDGET USED
171		GENERAL CAPITAL PROJECTS FUND											
91130		PUBLIC SAFETY PROJECTS											
000		000											
171 91130 ---			0	569,963	569,963	1,481,581	1,142,531	944,644	-197,887	1,793,245	3,313,000	575,111	83%
171 91130 ---			0	569,963	569,963	1,481,581	1,142,531	944,644	-197,887	1,793,245	3,313,000	575,111	83%
=====													
91140		PUBLIC HEALTH AND WELFARE PROJ											
000		000											
171 91140 707		BUILDING IMPROVEMENTS	0	0	0	0	0	9,250	9,250	110,032	308,000	188,718	39%
171 91140 799		OTHER CAPITAL OUTLAY	0	0	0	0	0	229,939	229,939	41,619	475,000	203,442	57%
171 91140 ---			0	0	0	0	0	239,189	239,189	151,651	783,000	392,160	50%
171 91140 ---			0	0	0	0	0	239,189	239,189	151,651	783,000	392,160	50%
=====													
91150		SOCIAL, CULTURAL AND RECREATIO											
000		000											
171 91150 724		BOONES CREEK ATHLETIC FIELDS	1,000	95,092	94,092	1,000	1,000	95,092	94,092	10,000	2,141,000	2,035,908	5%
171 91150 ---			1,000	95,092	94,092	1,000	1,000	95,092	94,092	10,000	2,141,000	2,035,908	5%
171 91150 ---			1,000	95,092	94,092	1,000	1,000	95,092	94,092	10,000	2,141,000	2,035,908	5%
=====													
95900		CAP PROJ - DONATED TO OTHERS											
601		KNOB CREEK RD OVERPASS											
171 95900 723		KNOB CREEK ROAD IMPROVEMENTS	0	0	0	6,816	0	0	0	0	0	0	0%
171 95900 ---			0	0	0	6,816	0	0	0	0	0	0	0%
171 95900 ---			0	0	0	6,816	0	0	0	0	0	0	0%
=====													

Fnd	Acct	Obj	Account Level Description	January 2020-21	January 2021-22	MONTHLY DIFFERENCE	2020-21 TOTAL EXP	2020-21 YTD	2021-22 YTD	YTD DIFFERENCE	2021-22 OPEN POS	2021-22 BUDGET	REMAINING BUDGET	% BUDGET USED
171			GENERAL CAPITAL PROJECTS FUND											
99100			TRANSFERS OUT											
000			000											
171	99100	590	TRANSFERS TO OTHER FUNDS	0	0	0	750,000	0	0	0	0	1,755,462	1,755,462	0%
171	99100	---		0	0	0	750,000	0	0	0	0	1,755,462	1,755,462	0%
171	99100	---		0	0	0	750,000	0	0	0	0	1,755,462	1,755,462	0%
171	-----	---		3,324	667,735	664,411	2,657,998	1,346,337	1,422,238	75,900	1,972,861	9,565,462	6,170,364	35%

Fnd Acct	Obj	Account Level Description	January 2020-21	January 2021-22	MONTHLY DIFFERENCE	2020-21 TOTAL EXP	2020-21 YTD	2021-22 YTD	YTD DIFFERENCE	2021-22 OPEN POS	2021-22 BUDGET	REMAINING BUDGET	% BUDGET USED
177		EDUCATION CAPITAL PROJECTS											
91300		EDUCATION CAPITAL PROJECTS											
000		000											
177 91300 510		TRUSTEE'S COMMISSION	11,452	12,350	898	116,669	69,557	71,656	2,098	0	179,000	107,344	40%
177 91300 707		BUILDING IMPROVEMENTS - DBHS	-4,074	0	4,074	1,197,897	4,074	0	-4,074	0	0	0	0%
177 91300 790		OTHER CAP EQUIP (UNASSIGNED)	0	0	0	0	0	0	0	520,409	600,000	79,591	87%
177 91300 799		OTHER CAP OUTLAY (UNASSIGNED)	0	0	0	0	0	0	0	0	85,162	85,162	0%
177 91300 799		OTHER CAP OUTLAY (FB)	-3,233	0	3,233	8,500	3,233	0	-3,233	0	350,000	350,000	0%
177 91300 799		OTHER CAP OUTLAY (SS)	0	0	0	8,500	0	0	0	0	350,000	350,000	0%
177 91300 799		OTHER CAP OUTLAY (DBHS)	0	0	0	0	0	0	0	288,762	2,320,000	2,031,238	12%
177 91300 799		OTHER CAP OUTLAY (DCHS)	0	0	0	0	0	0	0	291,837	2,310,000	2,018,163	13%
177 91300 799		OTHER CAP OUTLAY (GRAY)	0	0	0	756,955	0	0	0	0	0	0	0%
177 91300 799		OTHER CAP OUTLAY (WV)	0	0	0	0	0	0	0	0	170,000	170,000	0%
177 91300 799		OTHER CAP OUTLAY (JB K-8 PRO	0	0	0	2,350	2,350	0	-2,350	0	0	0	0%
177 91300 799		OTHER CAP OUTLAY (SC)	0	0	0	0	0	0	0	0	170,000	170,000	0%
177 91300 ---			4,145	12,350	8,205	2,090,871	79,214	71,656	-7,559	1,101,008	6,534,162	5,361,498	18%
106		BOE EESI LIGHTING UPGRADE 2022											
177 91300 707		BOE EESI LIGHTING UPGRADE 20	0	1,085,599	1,085,599	0	0	1,085,599	1,085,599	1,242,137	2,327,736	0	100%
177 91300 ---			0	1,085,599	1,085,599	0	0	1,085,599	1,085,599	1,242,137	2,327,736	0	100%
177 91300 ---			4,145	1,097,949	1,093,804	2,090,871	79,214	1,157,255	1,078,040	2,343,145	8,861,898	5,361,498	39%
=====													
95100		CAP PROJ - DONATED TO SCHOOLS											
000		000											
177 95100 709		SCHOOL TECHNOLOGY EQUIPMENT	0	0	0	639,827	639,827	639,961	134	0	640,000	39	100%
177 95100 729		SCHOOL BUSES	0	0	0	520,218	0	0	0	0	946,000	946,000	0%
177 95100 ---			0	0	0	1,160,045	639,827	639,961	134	0	1,586,000	946,039	40%
177 95100 ---			0	0	0	1,160,045	639,827	639,961	134	0	1,586,000	946,039	40%
=====													

Fnd	Acct	Obj	Account Level Description	January 2020-21	January 2021-22	MONTHLY DIFFERENCE	2020-21 TOTAL EXP	2020-21 YTD	2021-22 YTD	YTD DIFFERENCE	2021-22 OPEN POS	2021-22 BUDGET	REMAINING BUDGET	% BUDGET USED
177			EDUCATION CAPITAL PROJECTS											
99100			TRANSFERS OUT											
000			000											
177	99100	590	TRANSFERS TO OTHER FUNDS	0	0	0	250,000	0	0	0	0	0	0	0%
177	99100	---		0	0	0	250,000	0	0	0	0	0	0	0%
177	99100	---		0	0	0	250,000	0	0	0	0	0	0	0%
177	-----	---		4,145	1,097,949	1,093,804	3,500,916	719,041	1,797,216	1,078,174	2,343,145	10,447,898	6,307,537	40%

Fnd	Acct	Obj	Account Level Description	January 2020-21	January 2021-22	MONTHLY DIFFERENCE	2020-21 TOTAL EXP	2020-21 YTD	2021-22 YTD	YTD DIFFERENCE	2021-22 OPEN POS	2021-22 BUDGET	REMAINING BUDGET	% BUDGET USED
263			SELF-INSURANCE FUND											
58600			EMPLOYEE BENEFITS											
000			000											
263	58600	202	ADMINISTRATIVE FEES	24,912	51,581	26,670	296,750	170,089	201,774	31,685	0	209,662	7,888	96%
263	58600	202	STOPLOSS ADMIN FEE	33,245	0	-33,245	327,191	226,512	186,043	-40,469	0	478,633	292,590	39%
263	58600	307	COMMUNICATIONS	236	-23	-259	2,862	1,420	805	-615	0	0	-805	0%
263	58600	308	CONSULTANTS	2,917	2,917	0	35,000	17,500	17,500	0	0	35,000	17,500	50%
263	58600	312	CONTRACTS WITH PRIVATE AGENC	0	0	0	-484	-484	0	484	0	0	0	0%
263	58600	312	CAREHERE STAFFING CHARGES	9,967	11,047	1,080	179,388	101,264	80,656	-20,607	0	175,000	94,344	46%
263	58600	312	CAREHERE MEDICATIONS	10,187	15,425	5,238	115,002	62,023	56,091	-5,931	0	120,000	63,909	47%
263	58600	312	CAREHERE LAB CHARGES	610	509	-101	20,465	10,427	5,343	-5,084	0	19,000	13,657	28%
263	58600	312	CAREHERE SUPPLIES & TELEMED	887	1,188	301	23,399	13,434	5,837	-7,597	0	23,370	17,533	25%
263	58600	312	CAREHERE CONTRACT	0	9,414	9,414	119,270	59,511	67,629	8,118	0	140,000	72,371	48%
263	58600	347	PEST CONTROL	0	0	0	330	330	330	0	0	330	0	100%
263	58600	351	RENTALS	1,502	3,004	1,502	18,022	12,015	12,015	0	0	18,800	6,785	64%
263	58600	413	MEDICAL SUPPLIES	0	601	601	0	0	11,489	11,489	3,511	0	-15,000	0%
263	58600	415	ELECTRICITY	121	131	10	1,198	568	730	162	0	1,400	670	52%
263	58600	435	OFFICE SUPPLIES	0	107	107	1,232	422	490	67	710	1,500	300	80%
263	58600	454	WATER AND SEWER	51	51	0	608	304	253	-51	0	600	347	42%
263	58600	507	MEDICAL & DENTAL CLAIMS	256,145	345,171	89,026	3,828,975	1,876,176	1,961,055	84,879	0	4,241,611	2,280,556	46%
263	58600	507	BCBS EXPRESS SCRIPTS	112,247	141,597	29,350	1,696,098	873,248	1,149,572	276,324	0	1,867,846	718,274	62%
263	58600	507	BCBS REBATES & SAVINGS	0	1,489	1,489	-504,117	-88,408	-160,623	-72,215	0	-200,000	-39,377	80%
263	58600	599	OTHER CHARGES	33,183	0	-33,183	35,287	33,183	0	-33,183	0	0	0	0%
263	58600	709	DATA PROCESSING EQUIPMENT	362	0	-362	362	362	0	-362	0	0	0	0%
263	58600	---		486,572	584,209	97,638	6,196,838	3,369,896	3,596,989	227,094	4,221	7,132,752	3,531,542	50%
263	58600	---		486,572	584,209	97,638	6,196,838	3,369,896	3,596,989	227,094	4,221	7,132,752	3,531,542	50%
263	-----	---		486,572	584,209	97,638	6,196,838	3,369,896	3,596,989	227,094	4,221	7,132,752	3,531,542	50%

Number of Accounts: 1356

\*\*\*\*\* End of report \*\*\*\*\*