

# Washington County, TN



## Fund Financial Statements For the Period Ending August 31, 2021

*101-General Fund*

*116-Solid Waste Fund*

*122-Drug Fund*

*127-ARPA Special Revenue Fund*

*131-Highway Fund*

*151-Debt Service Fund*

*152-Rural Debt Service Fund*

*171-Capital Projects Funds*

*177-Education Capital Projects Fund*

*263-Insurance Fund*

# Table of Contents

<b>Fund Operating Summary</b> .....	1
<b>Property Tax Revenue Trend Analysis</b> .....	2
<b>Revenue Detail &amp; Expense Summary by Fund</b>	
101 - General Fund.....	6
116 - Solid Waste Fund .....	14
122 - Drug Fund .....	16
127 – ARPA Special Revenue Fund .....	17
133 – Highway Fund.....	18
151 – Debt Service Fund .....	21
152 – Rural Debt Service Fund.....	23
171 – Capital Projects Fund.....	24
177 – Education Capital Projects Fund.....	27
263 – Employee Health Self-Insurance Fund.....	29
<b>Revenue Comparison by Fund</b>	
101 - General Fund.....	31
116 - Solid Waste Fund .....	34
122 - Drug Fund .....	35
127 – ARPA Special Revenue Fund .....	36
133 – Highway Fund.....	37
151 – Debt Service Fund .....	38
152 – Rural Debt Service Fund.....	39
171 – Capital Projects Fund.....	40
177 – Education Capital Projects Fund.....	41
263 – Employee Health Self-Insurance Fund.....	42
<b>Expense Detail by Fund</b>	
101 - General Fund.....	44
116 - Solid Waste Fund .....	86
122 - Drug Fund .....	89
127 – ARPA Special Revenue Fund .....	90
133 – Highway Fund.....	91
151 – Debt Service Fund .....	98
152 – Rural Debt Service Fund.....	100
171 – Capital Projects Fund.....	101
177 – Education Capital Projects Fund.....	104
263 – Employee Health Self-Insurance Fund.....	106

**Washington County**

## Fund Operating Summary - Budgetary Basis

*For the Period Ending August 31, 2021 (Unaudited)*

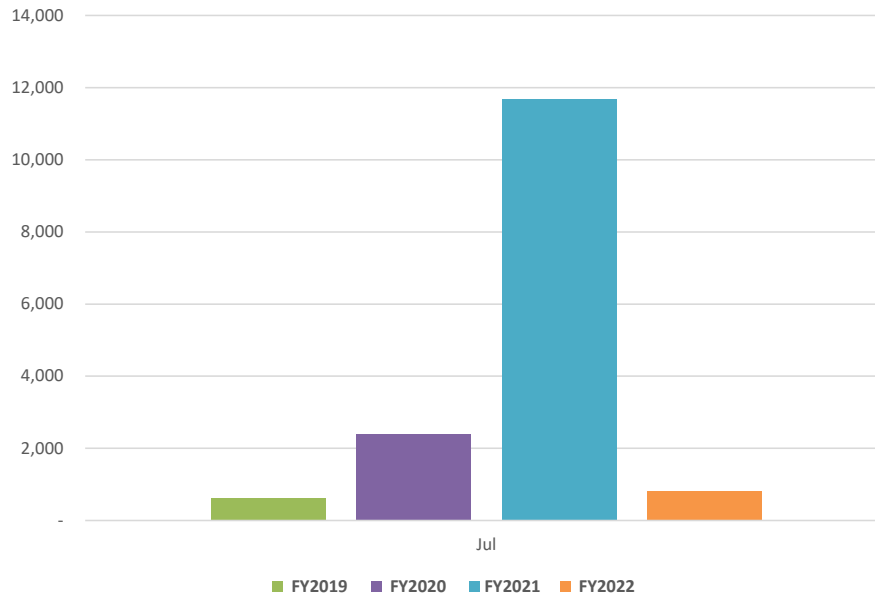
#	Fund	Fund Balance 6-30-2021 (Unaudited)	Revenue	Expense	Revenue Over (Under) Expense	Fund Balance 8-31-2021 (Unaudited)
101	General	19,900,472	2,808,037	10,025,978	(7,217,941)	12,682,531
116	Solid Waste	119,855	92,040	386,339	(294,299)	(174,444)
122	Drug	345,831	24,844	641	24,203	370,034
127	ARPA Special Revenue	189	1,050	-	1,050	1,239
131	Highway	7,535,301	673,479	2,474,732	(1,801,253)	5,734,048
151	Debt Service	7,407,018	133,917	655,783	(521,866)	6,885,152
152	Rural Debt Service	253,751	49	242,350	(242,301)	11,450
171	Capital Projects	7,831,052	17,976	500,176	(482,200)	7,348,852
177	Education Capital Projects	2,608,318	34,280	542	33,738	2,642,056
263	Self-Insurance	3,821,042	1,108,551	826,690	281,861	4,102,903

**General Fund**

*Property Tax Trend Analysis*

Month	FY2019		FY2020		FY2021		FY2022	
	Amount	Cumulative %	Amount	Cumulative %	Amount	Cumulative %	Amount	Cumulative %
Jul	612	0.0%	2,398	0.0%	11,680	0.1%	821	100.0%
Aug	-	0.0%	-	0.0%	-	0.0%	-	0.0%
Sep	(252)	0.0%	(95)	0.0%	-	0.0%	-	0.0%
Oct	1,757,859	8.1%	227,308	1.0%	25,285	0.1%	-	0.0%
Nov	2,716,056	12.5%	3,843,419	17.6%	4,209,271	18.7%	-	0.0%
Dec	5,935,234	27.4%	7,253,037	33.2%	7,184,131	32.0%	-	0.0%
Jan	2,790,761	12.9%	2,276,784	10.4%	2,237,949	10.0%	-	0.0%
Feb	7,006,102	32.3%	6,874,889	31.4%	6,694,020	29.8%	-	0.0%
Mar	1,227,789	5.7%	1,042,378	4.8%	1,592,643	7.1%	-	0.0%
Apr	119,169	0.5%	129,942	0.6%	343,642	1.5%	-	0.0%
May	58,712	0.3%	78,151	0.4%	181,111	0.8%	-	0.0%
Jun	58,589	0.3%	136,713	0.6%	(28,088)	-0.1%	-	0.0%
Actual	<u>21,670,632</u>	100.0%	<u>21,864,924</u>	100.0%	<u>22,451,644</u>	100.0%	<u>821</u>	100.0%
Budget	<u>21,638,187</u>	100.1%	<u>22,017,420</u>	99.3%	<u>21,914,750</u>	102.4%	<u>22,172,770</u>	0.0%
Surplus / (Deficit)	<u>32,445</u>		<u>(152,496)</u>		<u>536,894</u>		<u>(22,171,949)</u>	

**General Fund - Property Tax**

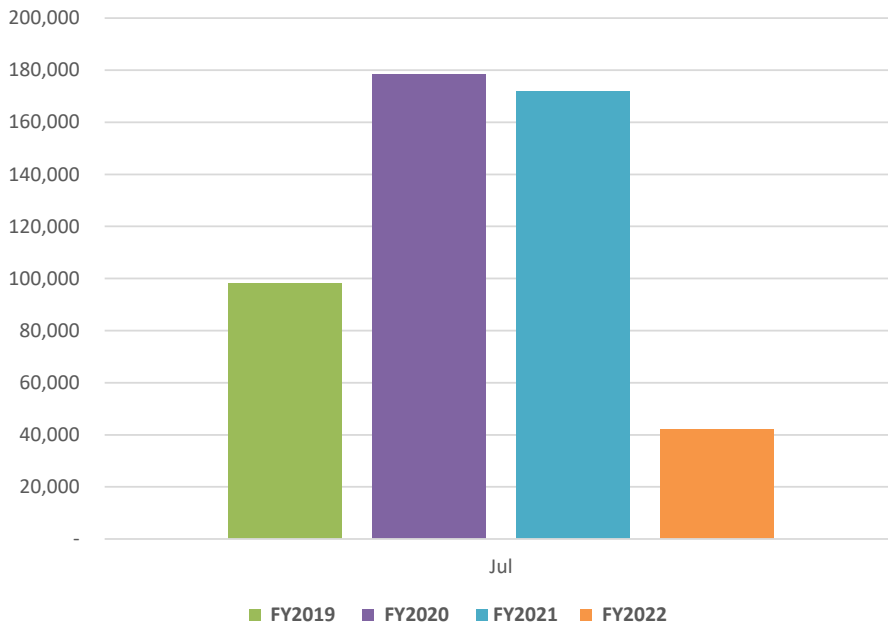


# General Fund

## Trustee Prior Year Collections

Month	FY2019		FY2020		FY2021		FY2022	
	Cumulative		Cumulative		Cumulative		Cumulative	
	Amount	%	Amount	%	Amount	%	Amount	%
Jul	98,210	16.6%	178,241	25.6%	171,923	24.3%	42,151	54.9%
Aug	97,254	16.4%	99,384	14.3%	103,057	14.6%	34,583	45.1%
Sep	62,531	10.5%	52,376	7.5%	66,925	9.5%		0.0%
Oct	46,753	7.9%	59,334	8.5%	52,379	7.4%		0.0%
Nov	40,196	6.8%	37,283	5.4%	43,249	6.1%		0.0%
Dec	40,952	6.9%	59,180	8.5%	38,597	5.5%		0.0%
Jan	32,420	5.5%	32,943	4.7%	41,410	5.9%		0.0%
Feb	48,047	8.1%	51,989	7.5%	73,600	10.4%		0.0%
Mar	125,853	21.2%	124,795	17.9%	112,603	15.9%		0.0%
Apr	1,245	0.2%	407	0.1%	2,794	0.4%		0.0%
May	(230)	0.0%	-	0.0%	21	0.0%		0.0%
Jun	-		512	0.1%	-	0.0%		0.0%
Actual	<u>593,232</u>	100.0%	<u>696,444</u>	100.0%	<u>706,558</u>	100.0%	<u>76,734</u>	100.0%
Budget	<u>700,000</u>	85%	<u>700,000</u>	99%	<u>700,000</u>	101%	<u>700,000</u>	11%
Surplus / (Deficit)	<u>(106,768)</u>		<u>(3,556)</u>		<u>6,558</u>		<u>(623,266)</u>	

General Fund - Trustee Prior Year Tax Collections

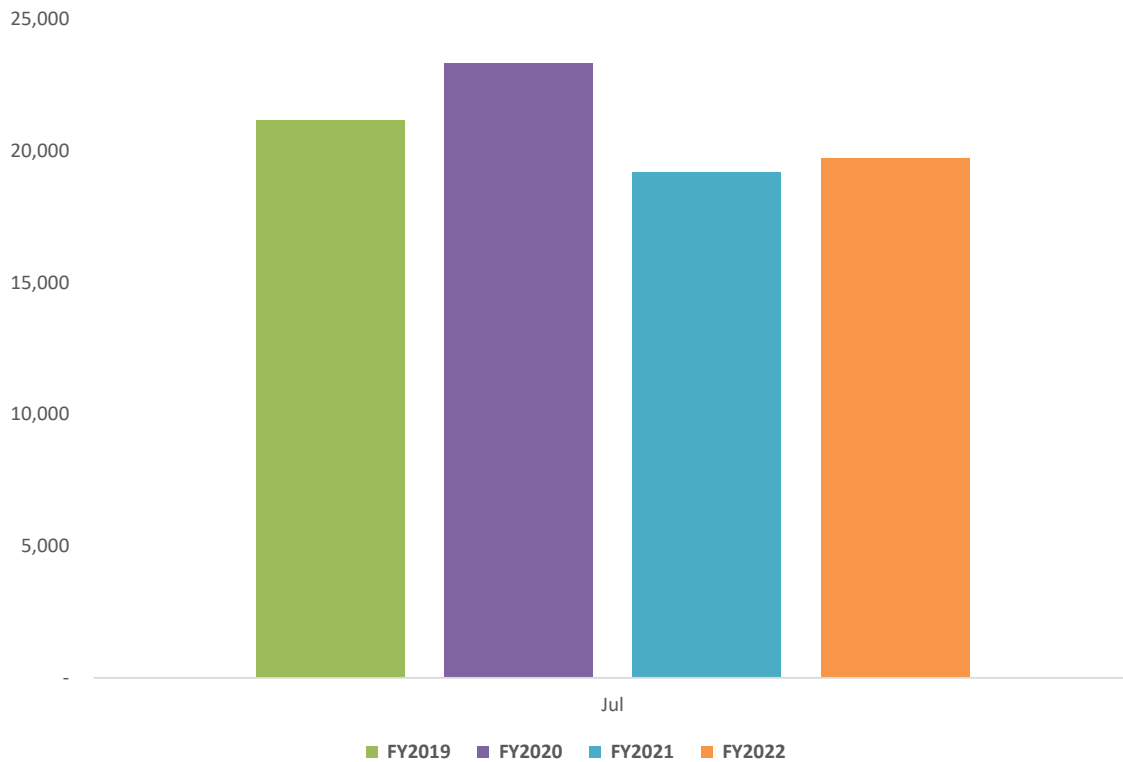


**General Fund**

*Clerk & Master Prior Year Tax Collection Trend Analysis*

Month	FY2019		FY2020		FY2021		FY2022	
	Cumulative		Amount	Cumulative %	Cumulative		Amount	Cumulative %
	Amount	%			Amount	%		
Jul	21,153	11.5%	23,316	10.1%	19,203	11.2%	19,735	55.8%
Aug	24,744	13.4%	27,602	12.0%	33,298	19.4%	15,633	44.2%
Sep	21,625	11.7%	17,414	7.5%	16,998	9.9%		0.0%
Oct	25,128	13.6%	23,165	10.0%	14,912	8.7%		0.0%
Nov	9,709	5.3%	11,467	5.0%	11,463	6.7%		0.0%
Dec	12,665	6.9%	9,223	4.0%	4,410	2.6%		0.0%
Jan	7,075	3.8%	9,521	4.1%	4,644	2.7%		0.0%
Feb	5,515	3.0%	19,354	8.4%	15,746	9.2%		0.0%
Mar	8,893	4.8%	34,715	15.0%	20,414	11.9%		0.0%
Apr	7,877	4.3%	32,102	13.9%	11,525	6.7%		0.0%
May	15,543	8.4%	15,393	6.7%	7,054	4.1%		0.0%
Jun	24,292	13.2%	7,539	3.3%	11,930	7.0%		0.0%
Actual	<u>184,219</u>	100.0%	<u>230,811</u>	100.0%	<u>171,597</u>	100.0%	<u>35,368</u>	100.0%
Budget	<u>210,000</u>	88%	<u>250,000</u>	92%	<u>200,000</u>	86%	<u>150,000</u>	24%
Surplus / (Deficit)	<u>(25,781)</u>		<u>(19,189)</u>		<u>(28,403)</u>		<u>(114,632)</u>	

**General Fund - Clerk & Master Prior Year Tax Collections**



# **Revenue Detail and Expense Summary by Fund**

Fnd Acct	Description	August	August	Difference	2020-21	2020-21	2021-22	Y-O-Y	Y-O-Y	OPEN	2021-22	REMAINING	% BUDGET
		2020-21	2021-22		TOTALS	YTD TOTAL	YTD TOTAL	DIFFERENCE	%	Pos	BUDGET	BUDGET	USED
101	GENERAL FUND												
R	Revenue												
40000	TOTAL LOCAL TAXES												
101 40110	CURRENT PROPERTY TAX	0	0	0	22,451,644	11,680	821	-10,859	-93%	0	22,172,770	22,171,949	0%
101 40120	TRUSTEE COLLECTIONS - PRIOR YR	103,057	34,583	-68,474	706,558	274,979	76,734	-198,245	-72%	0	700,000	623,266	11%
101 40125	TRUSTEE COLLECTIONS - BANKRUPT	923	217	-705	2,709	1,205	217	-988	-82%	0	7,500	7,283	3%
101 40130	COURT COLLECTIONS - PRIOR YRS	33,298	15,633	-17,665	171,596	52,501	35,369	-17,132	-33%	0	150,000	114,631	24%
101 40140	INTEREST AND PENALTY	17,549	6,799	-10,750	167,578	35,430	14,795	-20,635	-58%	0	150,000	135,205	10%
101 40161	PILOT - TVA	0	0	0	1,827	0	0	0	0%	0	1,800	1,800	0%
101 40162	PILOT - LOCAL UTILITIES	0	0	0	383,038	0	0	0	0%	0	375,000	375,000	0%
101 40163	PILOT - OTHER	0	0	0	5,434	0	0	0	0%	0	5,000	5,000	0%
101 40210	LOCAL OPTION SALES TAX	0	1,615	1,615	19,379	0	3,230	3,230	0%	0	18,000	14,770	18%
101 40250	LITIGATION TAX - GENERAL	11,042	11,131	90	124,416	22,390	24,604	2,214	10%	0	213,000	188,396	12%
101 40260	LITIGATION TAX - SPECIAL PURPO	1,259	1,168	-91	362	2,503	2,634	132	5%	0	12,000	9,366	22%
101 40268	LITIGATION TAX - COURT SECURIT	12,575	12,673	98	150,561	25,872	28,897	3,025	12%	0	267,000	238,103	11%
101 40270	BUSINESS TAX	0	16,206	16,206	728,091	0	31,486	31,486	0%	0	650,000	618,514	5%
101 40320	BANK EXCISE TAX	0	0	0	151,384	0	0	0	0%	0	60,000	60,000	0%
101 40330	WHOLESALE BEER TAX	35,969	34,627	-1,342	373,188	71,010	66,364	-4,646	-7%	0	375,000	308,636	18%
101 40390	OTHER STATUTORY LOCAL TAXES	7,249	7,761	512	88,774	15,290	17,814	2,523	17%	0	95,000	77,186	19%
101 40---	TOTAL LOCAL TAXES	222,921	142,413	-80,506	25,526,539	512,860	302,965	-209,895	-41%	0	25,252,070	24,949,105	1%
41000	TOTAL LICENSES AND PERMITS												
101 41110	MARRIAGE LICENSE	275	272	-3	3,046	592	560	-33	-5%	0	2,500	1,940	22%
101 41140	CABLE TV FRANCHISE	0	3,316	3,316	516,463	0	3,316	3,316	0%	0	520,000	516,684	1%
101 41520	BUILDING PERMITS	39,633	41,689	2,056	392,972	70,864	59,262	-11,602	-16%	0	275,000	215,738	22%
101 41590	OTHER PERMITS	5,085	660	-4,425	25,815	5,085	1,380	-3,705	-73%	0	20,000	18,620	7%
101 41---	TOTAL LICENSES AND PERMITS	44,993	45,937	944	938,296	76,541	64,518	-12,024	-16%	0	817,500	752,982	8%
42000	FINES												
101 42110	FINES	63	3,667	3,603	19,661	139	4,548	4,409	3,179%	0	17,000	12,452	27%
101 42210	FINES	80	806	726	5,294	412	875	463	112%	0	5,000	4,125	17%
101 42220	OFFICERS COSTS	1,661	0	-1,661	2,511	5,413	0	-5,413	-100%	0	38,000	38,000	0%
101 42241	DRUG COURT FEES	67	89	22	1,315	182	147	-35	-19%	0	2,000	1,853	7%
101 42250	JAIL FEES	1,042	1,027	-16	17,506	3,513	2,951	-562	-16%	0	20,000	17,049	15%
101 42280	DUI TREATMENT FINES	48	190	143	1,758	238	241	4	1%	0	2,000	1,759	12%

Fnd	Acct	Description	August	August	Difference	2020-21	2020-21	2021-22	Y-O-Y	Y-O-Y	OPEN	2021-22	REMAINING	% BUDGET
			2020-21	2021-22		TOTALS	YTD TOTAL	YTD TOTAL	DIFFERENCE	%	Pos	BUDGET	BUDGET	USED
101		GENERAL FUND												
R		Revenue												
42000		FINES												
101	42290	DATA ENTRY FEE -CRIMINAL COURT	491	875	384	6,034	1,663	1,170	-493	-30%	0	8,000	6,831	15%
101	42291	COURTROOM SECURITY FEE	2,776	1,772	-1,004	24,473	4,609	3,573	-1,036	-22%	0	30,000	26,427	12%
101	42292	VICTIMS ASSISTANCE ASSESSMENTS	319	476	157	5,810	1,079	1,046	-34	-3%	0	4,000	2,955	26%
101	42310	FINES	4,536	8,232	3,696	54,282	52,386	18,230	-34,156	-65%	0	100,000	81,770	18%
101	42320	OFFICERS COSTS	5,074	5,241	167	67,513	12,677	12,174	-503	-4%	0	104,000	91,826	12%
101	42330	GAME AND FISH FINES	0	9	9	90	0	41	41	0%	0	200	160	20%
101	42341	DRUG COURT FEES	1,044	588	-456	7,294	1,768	1,110	-657	-37%	0	11,000	9,890	10%
101	42350	JAIL FEES	8,956	8,433	-524	101,047	21,362	20,681	-681	-3%	0	116,000	95,319	18%
101	42380	DUI TREATMENT FINES	1,191	1,515	323	14,137	2,991	3,521	531	18%	0	16,000	12,479	22%
101	42390	DATA ENTRY FEE-GENERAL SESSION	1,783	2,153	370	22,700	4,188	4,609	422	10%	0	44,000	39,391	10%
101	42391	COURTROOM SECURITY FEE	302	290	-11	3,197	658	556	-103	-16%	0	5,000	4,444	11%
101	42392	VICTIMS ASSISTANCE ASSESSMENTS	3,044	3,896	853	35,886	6,491	8,219	1,728	27%	0	41,000	32,781	20%
101	42410	FINES	0	67	67	498	10	162	152	1,600%	0	1,000	839	16%
101	42420	OFFICERS COSTS	152	218	66	2,087	318	643	325	102%	0	2,000	1,357	32%
101	42490	DATA ENTRY FEE-JUVENILE COURT	24	52	28	1,439	140	176	36	26%	0	2,000	1,824	9%
101	42520	OFFICERS COST	239	80	-160	2,195	439	239	-200	-45%	0	5,000	4,761	5%
101	42530	DATA ENTRY FEE-CHANCERY COURT	484	354	-130	5,340	914	800	-114	-12%	0	6,000	5,200	13%
101	42591	COURTROOM SECURITY FEE	6	0	-6	244	42	0	-42	-100%	0	1,000	1,000	0%
101	42610	FINES	38	8,525	8,487	31,129	8,355	11,545	3,190	38%	0	52,000	40,455	22%
101	42---	FINES	33,420	48,555	15,133	433,440	129,987	97,257	-32,728	-25%	0	632,200	534,947	15%
43000		CHARGES FOR CURRENT SERVICES												
101	43170	WORK RELEASE CHARGES FOR BOARD	0	105	105	435	0	105	105	0%	0	1,000	895	11%
101	43190	OTHER GENERAL SERVICES	0	0	0	84	0	0	0	0%	0	0	0	0%
101	43350	COPY FEES	150	62	-88	1,312	272	72	-200	-74%	0	1,000	928	7%
101	43360	LIBRARY FEES	0	814	814	1,331	0	1,491	1,491	0%	0	21,000	19,509	7%
101	43365	ARCHIVES & RECORDS MANAGEMENT	26,406	23,803	-2,603	266,977	60,850	48,378	-12,473	-20%	0	242,000	193,622	20%
101	43370	TELEPHONE COMMISSIONS	0	8,950	8,950	133,229	22,753	8,950	-13,803	-61%	0	166,000	157,050	5%
101	43382	ELECTRONIC CITATION FEE	160	154	-6	1,916	342	382	40	12%	0	1,500	1,119	25%
101	43392	DATA PROCESSING FEE - REGISTER	4,582	4,326	-256	51,629	9,334	8,940	-394	-4%	0	42,000	33,060	21%
101	43394	DATA PROCESSING FEE - SHERIFF	391	333	-58	4,482	913	782	-131	-14%	0	6,000	5,218	13%
101	43395	SEXUAL OFFENDER REGISTR FEE	450	600	150	9,750	1,350	1,050	-300	-22%	0	3,000	1,950	35%
101	43396	DATA PROCESSING FEE-COUNTY CLE	2,247	1,221	-1,026	18,117	3,588	2,493	-1,095	-31%	0	12,000	9,507	21%
101	43397	SUBS/DOC RETRIEVAL FEE - CIRCU	700	1,500	800	10,000	1,500	1,900	400	27%	0	7,000	5,100	27%

Fnd Acct	Description	August 2020-21	August 2021-22	Difference	2020-21 TOTALS	2020-21 YTD TOTAL	2021-22 YTD TOTAL	Y-O-Y DIFFERENCE	Y-O-Y %	OPEN Pos	2021-22 BUDGET	REMAINING BUDGET	% BUDGET USED
101	GENERAL FUND												
R	Revenue												
43000	CHARGES FOR CURRENT SERVICES												
101 43399	VEH INS COVERAGE & REINSTATEME	520	555	35	6,183	1,230	1,070	-160	-13%	0	4,000	2,930	27%
101 43990	OTHER CHARGES FOR SERVICES	0	0	0	90,000	0	0	0	0%	0	90,000	90,000	0%
101 43---	CHARGES FOR CURRENT SERVICES	35,606	42,423	6,817	595,445	102,132	75,613	-26,520	-26%	0	596,500	520,888	13%
44000	TOTAL OTHER LOCAL REVENUE												
101 44110	INVESTMENT INCOME	12,177	2,976	-9,201	99,804	28,014	6,774	-21,240	-76%	0	315,000	308,226	2%
101 44120	LEASE/RENTALS	5,139	16,927	11,789	65,451	10,152	25,979	15,827	156%	0	62,500	36,521	42%
101 44130	SALE OF MATERIALS AND SUPPLIES	0	200	200	0	0	873	873	0%	0	0	-873	0%
101 44131	COMMISSARY SALES	0	6,046	6,046	72,632	0	12,952	12,952	0%	0	50,000	37,048	26%
101 44170	MISCELLANEOUS REFUNDS	2,932	1,534	-1,398	41,865	4,305	3,366	-939	-22%	0	25,000	21,634	13%
101 44530	SALE OF EQUIPMENT	0	5,250	5,250	5,028	0	5,250	5,250	0%	0	0	-5,250	0%
101 44560	DAMAGES RECOVERED FROM INDIVID	0	0	0	5,592	0	0	0	0%	0	0	0	0%
101 44570	CONTRIBUTIONS & GIFTS	0	0	0	25	0	0	0	0%	0	0	0	0%
101 44990	OTHER LOCAL REVENUES	0	0	0	961	0	0	0	0%	0	0	0	0%
101 44---	TOTAL OTHER LOCAL REVENUE	20,248	32,933	12,686	291,358	42,471	55,194	12,723	30%	0	452,500	397,306	12%
45000	FEEES RECEIVED FROM COUNTY OFFI												
101 45510	COUNTY CLERK	183,017	113,364	-69,653	1,520,545	379,241	288,564	-90,676	-24%	0	1,350,000	1,061,436	21%
101 45520	CIRCUIT COURT CLERK	34,762	80,501	45,739	534,341	140,227	110,750	-29,477	-21%	0	675,000	564,250	16%
101 45540	GENERAL SESSIONS COURT CLERK	81,647	68,971	-12,677	888,242	172,100	151,870	-20,229	-12%	0	1,020,000	868,130	15%
101 45550	CLERK AND MASTER	44,346	36,303	-8,044	454,862	82,345	74,025	-8,320	-10%	0	450,000	375,975	16%
101 45560	JUVENILE COURT CLERK	379	691	311	15,998	1,673	2,289	616	37%	0	15,000	12,711	15%
101 45580	REGISTER	72,940	89,729	16,790	931,788	153,260	163,768	10,508	7%	0	720,000	556,232	23%
101 45610	TRUSTEE	77,434	71,699	-5,735	2,388,336	151,522	164,789	13,267	9%	0	2,350,000	2,185,211	7%
101 45---	FEEES RECEIVED FROM COUNTY OFFI	494,525	461,258	-33,269	6,734,112	1,080,368	956,055	-124,311	-12%	0	6,580,000	5,623,945	15%
46000	STATE OF TENNESSEE												
101 46110	JUVENILE SERVICES PROGRAM	0	0	0	13,905	0	0	0	0%	0	18,800	18,800	0%
101 46190	OTHER GENERAL GOVERNMENT GRANT	-1,764	0	1,764	-1,764	-1,764	0	1,764	-100%	0	0	0	0%
101 46210	LAW ENFORCEMENT TRAINING PROGR	0	0	0	72,800	0	0	0	0%	0	76,000	76,000	0%

Fnd	Acct	Description	August	August	Difference	2020-21	2020-21	2021-22	Y-O-Y	Y-O-Y	OPEN	2021-22	REMAINING	% BUDGET
			2020-21	2021-22		TOTALS	YTD TOTAL	YTD TOTAL	DIFFERENCE	%	Pos	BUDGET	BUDGET	USED
101		GENERAL FUND												
R		Revenue												
46000		STATE OF TENNESSEE												
101	46310	HEALTH DEPARTMENT PROGRAMS	65,647	71,741	6,093	803,767	110,910	111,576	665	1%	0	1,159,561	1,047,985	10%
101	46430	LITTER PROGRAM	0	0	0	91,028	0	0	0	0%	0	72,000	72,000	0%
101	46820	INCOME TAX	0	-48,683	-48,683	159,683	0	48,683	48,683	0%	0	60,000	11,317	81%
101	46830	BEER TAX	0	0	0	18,369	0	0	0	0%	0	20,000	20,000	0%
101	46835	VEHICLE CERT OF TITLE FEE	0	1,662	1,662	18,886	1,013	3,565	2,553	252%	0	17,000	13,435	21%
101	46840	ALCOHOLIC BEVERAGE TAX	0	24,013	24,013	176,001	0	24,199	24,199	0%	0	180,000	155,801	13%
101	46852	STATE REVENUE SHARING - TELECO	0	23,691	23,691	257,784	0	44,127	44,127	0%	0	230,000	185,873	19%
101	46855	SPORTS BETTING TAX	0	11,919	11,919	32,726	0	11,919	11,919	0%	0	0	-11,919	0%
101	46915	CONTRACTED PRISONER BOARDING	0	114,348	114,348	1,336,257	0	114,348	114,348	0%	0	1,800,000	1,685,652	6%
101	46960	REGISTRAR SALARY SUPP - ELECT	0	0	0	15,164	0	0	0	0%	0	15,200	15,200	0%
101	46980	OTHER STATE GRANTS	0	4,291	4,291	29,202	0	875,219	875,219	0%	0	604,000	-271,219	145%
101	46990	OTHER STATE REVENUES	1,877,659	0	-1,877,659	2,614,067	1,877,824	50	-1,877,774	-100%	0	660,000	659,950	0%
101	46---	STATE OF TENNESSEE	1,941,542	202,982	-1,738,561	5,637,875	1,987,983	1,233,686	-754,297	-38%	0	4,912,561	3,678,875	25%
47000		FEDERAL GOVERNMENT												
101	47220	CIVIL DEFENSE REIMBURSEMENT	0	0	0	62,500	0	0	0	0%	0	62,500	62,500	0%
101	47235	HOMELAND SECURITY GRANTS	0	0	0	45,336	0	0	0	0%	0	128,000	128,000	0%
101	47250	LAW ENFORCEMENT GRANTS	1,097	0	-1,097	3,366	1,097	0	-1,097	-100%	0	0	0	0%
101	47301	FED CARES ACT UNEMPLOYMENT REB	0	0	0	8,844	0	0	0	0%	0	0	0	0%
101	47302	STAFFORD ACT FEMA 75%	0	0	0	-67,496	0	0	0	0%	0	0	0	0%
101	47303	TSLA CARES TECHNOLOGY GRANT	0	0	0	3,687	0	0	0	0%	0	0	0	0%
101	47304	STATE CARES ACT FUNDING (1.9M)	0	0	0	1,929,105	0	0	0	0%	0	0	0	0%
101	47306	COVID19 - ELECTION COMMISSION	0	0	0	59,390	0	0	0	0%	0	0	0	0%
101	47700	ASSET FORFEITURE FUNDS	0	2,365	2,365	14,002	0	2,365	2,365	0%	0	0	-2,365	0%
101	47990	OTHER DIRECT FEDERAL REVENUE	0	3,302	3,302	1,131,724	7,600	10,871	3,271	43%	0	1,252,000	1,241,129	1%
101	47---	FEDERAL GOVERNMENT	1,097	5,667	4,570	3,190,458	8,697	13,236	4,539	52%	0	1,442,500	1,429,264	1%
48000		OTHER GOVERNMENT AND CITIZENS												
101	48130	CONTRIBUTIONS	0	0	0	13,500	0	0	0	0%	0	13,500	13,500	0%
101	48140	CONTRACTED SERVICES	0	0	0	142,599	0	0	0	0%	0	140,000	140,000	0%
101	48990	OTHER REVENUE	0	0	0	35,000	0	0	0	0%	0	0	0	0%

Fnd Acct	Description	August	August	Difference	2020-21	2020-21	2021-22	Y-O-Y	Y-O-Y	OPEN	2021-22	REMAINING	% BUDGET
		2020-21	2021-22		TOTALS	YTD TOTAL	YTD TOTAL	DIFFERENCE	%	Pos	BUDGET	BUDGET	USED
101	GENERAL FUND												
R	Revenue												
48000	OTHER GOVERNMENT AND CITIZENS												
101 48---	OTHER GOVERNMENT AND CITIZENS	0	0	0	191,099	0	0	0	0%	0	153,500	153,500	0%
49000	OTHER SOURCES (NON-REVENUE)												
101 49600	PROCEEDS FROM SALE OF CAPITAL	0	0	0	11,111	0	0	0	0%	0	0	0	0%
101 49700	INSURANCE RECOVERY	0	0	0	11,210	0	2,263	2,263	0%	0	0	-2,263	0%
101 49800	TRANSFERS IN	0	0	0	2,000,000	0	0	0	0%	0	2,050,000	2,050,000	0%
101 49810	CITY GENERAL FUND TRANSFER	0	7,250	7,250	165,574	21,750	7,250	-14,500	-67%	0	95,720	88,470	8%
101 49951	RESERVE-DATA PROC.FEE (REG OF	0	0	0	0	0	0	0	0%	0	5,000	5,000	0%
101 49997	COMMITTED- ETSU PERF ART CTR	0	0	0	0	0	0	0	0%	0	100,000	100,000	0%
101 49---	OTHER SOURCES (NON-REVENUE)	0	7,250	7,250	2,187,895	21,750	9,513	-12,237	-56%	0	2,250,720	2,241,207	0%
101 -----	Revenue	2,794,352	989,418	-1,804,936	45,726,517	3,962,789	2,808,037	-1,154,750	-29%	0	43,090,051	40,282,019	7%
E	Expense												
51000	GENERAL GOVERNMENT												
101 51100	COUNTY COMMISSION	6,298	7,599	1,301	104,137	22,375	21,101	-1,274	-6%	7,232	155,790	127,457	18%
101 51210	BOARD OF EQUALIZATION	0	0	0	3,600	0	0	0	0%	0	6,210	6,210	0%
101 51300	COUNTY MAYOR/EXECUTIVE	20,607	23,501	2,896	263,071	43,249	47,209	3,961	9%	3,452	294,708	244,047	17%
101 51400	COUNTY ATTORNEY	20,562	29,051	8,489	281,008	38,256	49,954	11,697	31%	5,844	327,371	271,573	17%
101 51500	ELECTION COMMISSION	150,048	47,643	-102,405	792,588	219,291	112,415	-106,876	-49%	77,268	787,350	597,667	24%
101 51600	REGISTER OF DEEDS	43,588	52,993	9,405	555,817	103,399	116,596	13,198	13%	7,018	615,064	491,450	20%
101 51720	PLANNING	15,298	20,700	5,402	209,304	30,482	36,345	5,863	19%	11,086	220,633	173,204	21%
101 51750	CODES COMPLIANCE	21,846	30,485	8,639	336,655	45,354	56,832	11,475	25%	57,554	514,014	399,630	22%
101 51800	COUNTY BUILDINGS	37,748	26,559	-11,191	381,121	81,728	56,850	-24,879	-30%	66,010	442,700	319,840	28%
101 51900	OTHER GENERAL ADMINISTRATION	50,218	115,176	64,963	1,777,794	432,498	454,565	22,068	5%	18,318	2,020,746	1,547,865	23%
101 51910	PRESERVATION OF RECORDS	11,860	18,891	7,032	220,370	23,442	33,540	10,099	43%	1,653	246,779	211,586	14%
101 51---	GENERAL GOVERNMENT	378,073	372,598	-5,469	4,925,465	1,040,074	985,407	-54,668	-5%	255,435	5,631,365	4,390,529	22%

Fnd	Acct	Description	August	August	Difference	2020-21	2020-21	2021-22	Y-O-Y	Y-O-Y	OPEN	2021-22	REMAINING	% BUDGET
			2020-21	2021-22		TOTALS	YTD TOTAL	YTD TOTAL	DIFFERENCE	%	Pos	BUDGET	BUDGET	USED
101		GENERAL FUND												
E		Expense												
52000		FINANCE												
101	52100	ACCOUNTS AND BUDGETS	55,939	44,262	-11,677	474,309	89,195	99,712	10,518	12%	5,714	616,323	510,897	17%
101	52200	PURCHASING	16,536	21,162	4,627	206,424	32,150	37,465	5,315	17%	4,146	221,434	179,823	19%
101	52300	PROPERTY ASSESSOR'S OFFICE	24,496	23,351	-1,147	323,466	47,399	43,969	-3,429	-7%	10,382	366,765	312,415	15%
101	52310	REAPPRAISAL PROGRAM	38,038	58,594	20,558	568,278	78,330	102,788	24,461	31%	81,147	670,065	486,130	27%
101	52400	COUNTY TRUSTEE'S OFFICE	46,875	82,351	35,477	511,399	108,074	120,972	12,899	12%	37,710	577,975	419,293	27%
101	52500	COUNTY CLERK'S OFFICE	77,201	93,586	16,383	1,033,236	195,124	219,329	24,204	12%	24,599	1,120,859	876,932	22%
101	52---	FINANCE	259,085	323,306	64,221	3,117,112	550,272	624,235	73,968	13%	163,698	3,573,421	2,785,490	22%
53000		ADMINISTRATION OF JUSTICE												
101	53100	CIRCUIT COURT	175,983	194,386	18,403	2,111,852	384,739	417,027	32,288	8%	16,580	2,295,479	1,861,874	19%
101	53310	GENERAL SESSIONS JUDGE	54,833	56,409	1,576	681,401	110,189	113,719	3,531	3%	800	711,841	597,323	16%
101	53330	DRUG COURT	1,250	5,542	4,292	15,000	1,250	7,727	6,477	518%	1,435	85,006	75,845	11%
101	53400	CHANCERY COURT	57,494	85,641	28,147	773,863	114,699	146,515	31,815	28%	76,740	888,641	665,386	25%
101	53600	DISTRICT ATTORNEY GENERAL	13,074	5,824	-7,250	156,882	32,497	25,032	-7,465	-23%	0	70,274	45,243	36%
101	53900	OTHER ADMIN OF JUSTICE	4,010	4,835	824	145,024	10,502	8,417	-2,085	-20%	1,927	215,271	204,927	5%
101	53920	COURTROOM SECURITY	48,967	61,016	12,049	709,161	97,833	113,470	15,637	16%	0	742,243	628,773	15%
101	53930	VICTIM ASSISTANCE PROGRAMS	0	0	0	41,696	0	0	0	0%	0	45,000	45,000	0%
101	53---	ADMINISTRATION OF JUSTICE	355,611	413,653	58,041	4,634,879	751,709	831,907	80,198	11%	97,482	5,053,755	4,124,371	18%
54000		PUBLIC SAFETY												
101	54110	SHERIFF'S DEPARTMENT	553,578	799,454	245,878	9,229,402	1,329,856	1,620,154	290,298	22%	441,798	9,967,538	7,905,588	21%
101	54150	DRUG ENFORCEMENT	0	0	0	0	0	1,047	1,047	0%	0	0	-1,047	0%
101	54160	ADMIN OF SEX OFFENDER REGISTRY	0	0	0	5,800	2,350	0	-2,350	-100%	0	0	0	0%
101	54210	JAIL	552,896	1,006,676	453,784	9,023,947	1,099,436	1,501,713	402,280	37%	1,725,155	9,853,513	6,626,646	33%
101	54240	JUVENILE SERVICES	39,626	37,732	-1,895	476,429	62,098	59,609	-2,488	-4%	8,075	505,061	437,377	13%
101	54250	WORK RELEASE PROGRAM	998	1,743	747	10,327	1,795	1,743	-51	-3%	0	11,970	10,227	15%
101	54310	FIRE PREVENTION AND CONTROL	0	0	0	971,000	268,500	252,375	-16,125	-6%	0	1,011,500	759,125	25%
101	54410	CIVIL DEFENSE - E.M.A.	14,373	18,933	4,562	223,458	33,811	35,240	1,431	4%	25,720	259,912	198,952	23%
101	54420	RESCUE SQUAD & LIFE SAVING CRE	0	0	0	84,300	42,150	43,000	850	2%	0	86,000	43,000	50%
101	54490	OTHER EMERGENCY MANAGEMENT	0	0	0	98,954	0	0	0	0%	0	128,000	128,000	0%
101	54610	COUNTY MEDICAL EXAMINER	0	0	0	285,500	0	0	0	0%	0	293,000	293,000	0%
101	54900	OTHER PUBLIC SAFETY	580	590	12	907,564	151,166	163,676	12,511	8%	0	992,533	828,857	16%

Fnd Acct	Description	August	August	Difference	2020-21	2020-21	2021-22	Y-O-Y	Y-O-Y	OPEN	2021-22	REMAINING	% BUDGET
		2020-21	2021-22		TOTALS	YTD TOTAL	YTD TOTAL	DIFFERENCE	%	Pos	BUDGET	BUDGET	USED
101	GENERAL FUND												
E	Expense												
54000	PUBLIC SAFETY												
101 54---	PUBLIC SAFETY	1,162,051	1,865,128	703,088	21,316,681	2,991,162	3,678,557	687,403	23%	2,200,748	23,109,027	17,229,725	25%
55000	PUBLIC HEALTH AND WELFARE												
101 55110	LOCAL HEALTH CENTER	129,647	153,107	23,462	1,768,664	267,809	292,359	24,546	9%	104,071	2,285,939	1,889,512	17%
101 55120	RABIES AND ANIMAL CONTROL	0	0	0	190,000	47,500	62,500	15,000	32%	0	250,000	187,500	25%
101 55130	AMBULANCE/EMERGENCY MEDICAL SE	148,117	155,979	7,863	1,777,400	296,233	311,959	15,725	5%	0	1,871,753	1,559,794	17%
101 55310	REGIONAL MENTAL HEALTH CENTER	0	0	0	17,000	8,500	8,500	0	0%	0	17,000	8,500	50%
101 55510	GENERAL WELFARE ASSISTANCE	2,400	2,400	0	32,200	3,600	4,800	1,200	33%	0	25,000	20,200	19%
101 55720	SANITATION EDUCATION/INFORMATI	528	15,816	15,289	61,614	3,191	18,724	15,533	487%	0	72,020	53,296	26%
101 55---	PUBLIC HEALTH AND WELFARE	280,692	327,302	46,614	3,846,878	626,833	698,842	72,004	11%	104,071	4,521,712	3,718,802	18%
56000	SOCIAL,CULTRAL AND RECREATIONA												
101 56100	ADULT ACTIVITIES	0	0	0	114,000	38,000	41,500	3,500	9%	0	121,000	79,500	34%
101 56500	LIBRARIES	47,359	64,357	16,999	787,579	127,460	149,698	22,237	17%	46,538	833,215	636,979	24%
101 56900	OTHER SOCIAL, CULTURAL & RECRE	0	25,000	25,000	164,250	7,125	32,500	25,375	356%	0	115,000	82,500	28%
101 56---	SOCIAL,CULTRAL AND RECREATIONA	47,359	89,357	41,999	1,065,829	172,585	223,698	51,112	30%	46,538	1,069,215	798,979	25%
57000	AGRICULTURE & NATURAL RESOURCE												
101 57100	AGRICULTURAL EXTENSION SERVICE	5,267	5,052	-213	396,097	11,758	6,448	-5,309	-45%	4,926	453,120	441,746	3%
101 57300	FOREST SERVICE	0	0	0	1,500	0	0	0	0%	0	1,500	1,500	0%
101 57500	SOIL CONSERVATION	11,153	17,502	6,349	150,813	22,722	31,372	8,652	38%	0	202,513	171,141	15%
101 57800	STORM WATER MANAGEMENT	0	0	0	26,060	0	0	0	0%	30,000	33,500	3,500	90%
101 57900	OTHER AGRICULTURE & NATURAL RE	0	0	0	2,500	0	0	0	0%	0	5,000	5,000	0%
101 57---	AGRICULTURE & NATURAL RESOURCE	16,420	22,554	6,136	576,970	34,480	37,820	3,343	10%	34,926	695,633	622,887	10%

Fnd Acct	Description	August	August	Difference	2020-21	2020-21	2021-22	Y-O-Y	Y-O-Y	OPEN	2021-22	REMAINING	% BUDGET
		2020-21	2021-22		TOTALS	YTD TOTAL	YTD TOTAL	DIFFERENCE	%	Pos	BUDGET	BUDGET	USED
101	GENERAL FUND												
E	Expense												
58000	OTHER GENERAL GOVERNMENT												
101 58110	TOURISM	0	0	0	6,650	6,650	0	-6,650	-100%	0	7,000	7,000	0%
101 58190	OTHER ECOMOMIC AND COMMUNITY D	0	0	0	476,197	19,062	19,062	0	0%	0	634,062	615,000	3%
101 58220	AIRPORT	0	0	0	577,323	4,458	4,683	225	5%	0	578,223	573,541	1%
101 58300	VETERANS' SERVICES	5,209	4,197	-1,012	52,725	9,851	8,838	-1,013	-10%	95	94,900	85,967	9%
101 58500	CONTRIBUTIONS TO OTHER AGENCIE	0	4,500	4,500	118,489	22,500	4,500	-18,000	-80%	0	52,500	48,000	9%
101 58600	EMPLOYEE BENEFITS	2,430	0	-2,430	42,263	10,085	5,215	-4,870	-48%	0	11,000	5,785	47%
101 58803	TSLA CARES TECHNOLOGY GRANT	0	0	0	3,766	0	0	0	0%	0	0	0	0%
101 58804	STATE CARES ACT FUNDING (1.9M)	16,437	0	-16,437	1,708,624	26,083	225	-25,858	-99%	0	0	-225	0%
101 58900	MISCELLANEOUS	0	0	0	150,000	0	0	0	0%	0	0	0	0%
101 58---	OTHER GENERAL GOVERNMENT	24,076	8,697	-15,379	3,136,037	98,689	42,523	-56,166	-57%	95	1,377,685	1,335,068	3%
101 -----	Expense	2,523,367	3,422,595	899,251	42,619,851	6,265,804	7,122,989	857,194	14%	2,902,993	45,031,813	35,005,851	22%
101 -----	GENERAL FUND	270,985	-2,433,177	-2,704,187	3,106,666	-2,303,015	-4,314,952	-2,011,944	-3%	-2,902,993	-1,941,762	5,276,168	372%
=====													

Fnd Acct	Description	August	August	Difference	2020-21	2020-21	2021-22	Y-O-Y	Y-O-Y	OPEN	2021-22	REMAINING	% BUDGET
		2020-21	2021-22		TOTALS	YTD TOTAL	YTD TOTAL	DIFFERENCE	%	Pos	BUDGET	BUDGET	USED
116	SOLID WASTE/SANITATION												
R	Revenue												
40000	TOTAL LOCAL TAXES												
116 40110	CURRENT PROPERTY TAX	0	0	0	1,005,310	523	37	-486	-93%	0	1,158,288	1,158,251	0%
116 40120	TRUSTEE COLLECTIONS - PRIOR YR	4,615	1,548	-3,066	31,588	12,314	3,436	-8,878	-72%	0	36,570	33,134	9%
116 40125	TRUSTEE COLLECTIONS - BANKRUPT	34	10	-24	107	46	10	-36	-79%	0	390	380	2%
116 40130	COURT COLLECTIONS - PRIOR YRS	1,491	700	-791	7,683	2,351	1,584	-767	-33%	0	9,140	7,556	17%
116 40140	INTEREST AND PENALTY	781	304	-477	7,497	1,581	662	-919	-58%	0	7,840	7,178	8%
116 40161	PILOT - TVA	0	0	0	82	0	0	0	0%	0	90	90	0%
116 40162	PILOT - LOCAL UTILITIES	0	0	0	17,151	0	0	0	0%	0	19,590	19,590	0%
116 40163	PILOT - OTHER	0	0	0	243	0	0	0	0%	0	260	260	0%
116 40270	BUSINESS TAX	0	-684	-684	32,722	0	0	0	0%	0	32,650	32,650	0%
116 40320	BANK EXCISE TAX	0	0	0	6,778	0	0	0	0%	0	3,130	3,130	0%
116 40---	TOTAL LOCAL TAXES	6,921	1,878	-5,042	1,109,161	16,815	5,729	-11,086	-66%	0	1,267,948	1,262,219	0%
41000	TOTAL LICENSES AND PERMITS												
116 41110	MARRIAGE LICENSE	12	14	2	136	27	27	1	2%	0	130	103	21%
116 41---	TOTAL LICENSES AND PERMITS	12	14	2	136	27	27	1	2%	0	130	103	21%
43000	CHARGES FOR CURRENT SERVICES												
116 43114	SOLID WASTE DISPOSAL FEE	0	0	0	0	0	0	0	0%	0	5,000	5,000	0%
116 43116	SURCHARGE-WASTE TIRE DISPOSAL	-636	8,718	9,354	105,536	519	9,359	8,840	1,703%	0	85,000	75,641	11%
116 43---	CHARGES FOR CURRENT SERVICES	-636	8,718	9,354	105,536	519	9,359	8,840	1,703%	0	90,000	80,641	10%
44000	TOTAL OTHER LOCAL REVENUE												
116 44110	INVESTMENT INCOME	113	39	-73	1,291	377	105	-272	-72%	0	0	-105	0%
116 44145	SALE OF RECYCLED MATERIALS	9,986	31,320	21,334	263,938	10,242	31,320	21,078	206%	0	150,000	118,680	21%
116 44530	SALE OF EQUIPMENT	0	45,500	45,500	1,352	0	45,500	45,500	0%	0	0	-45,500	0%
116 44990	OTHER LOCAL REVENUES	0	0	0	542	0	0	0	0%	0	0	0	0%
116 44---	TOTAL OTHER LOCAL REVENUE	10,099	76,859	66,761	267,123	10,619	76,925	66,306	624%	0	150,000	73,075	51%

Fnd Acct	Description	August 2020-21	August 2021-22	Difference	2020-21 TOTALS	2020-21 YTD TOTAL	2021-22 YTD TOTAL	Y-O-Y DIFFERENCE	Y-O-Y %	OPEN Pos	2021-22 BUDGET	REMAINING BUDGET	% BUDGET USED
116	SOLID WASTE/SANITATION												
R	Revenue												
46000	STATE OF TENNESSEE												
116 46990	OTHER STATE REVENUES	0	0	0	118,913	0	0	0	0%	0	90,000	90,000	0%
116 46---	STATE OF TENNESSEE	0	0	0	118,913	0	0	0	0%	0	90,000	90,000	0%
47000	FEDERAL GOVERNMENT												
116 47301	FED CARES ACT UNEMPLOYMENT REB	0	0	0	178	0	0	0	0%	0	0	0	0%
116 47---	FEDERAL GOVERNMENT	0	0	0	178	0	0	0	0%	0	0	0	0%
49000	OTHER SOURCES (NON-REVENUE)												
116 49800	TRANSFERS IN	0	0	0	150,000	0	0	0	0%	0	0	0	0%
116 49---	OTHER SOURCES (NON-REVENUE)	0	0	0	150,000	0	0	0	0%	0	0	0	0%
116 -----	Revenue	16,396	87,469	71,075	1,751,047	27,980	92,040	64,061	229%	0	1,598,078	1,506,038	6%
E	Expense												
55000	PUBLIC HEALTH AND WELFARE												
116 55732	CONVENIENCE CENTERS	104,270	136,764	32,496	1,411,593	223,976	235,992	12,014	5%	81,324	1,527,659	1,210,345	21%
116 55759	OTHER WASTE DISPOSAL	18,498	17,926	-572	222,549	26,919	24,661	-2,258	-8%	44,364	218,664	149,639	32%
116 55---	PUBLIC HEALTH AND WELFARE	122,768	154,690	31,924	1,634,142	250,895	260,653	9,756	4%	125,688	1,746,323	1,359,984	22%
116 -----	Expense	122,768	154,690	31,924	1,634,142	250,895	260,653	9,756	4%	125,688	1,746,323	1,359,984	22%
116 -----	SOLID WASTE/SANITATION	-106,372	-67,221	39,151	116,905	-222,915	-168,613	54,305	26%	-125,688	-148,245	146,054	199%
=====													

Fnd Acct	Description	August	August	Difference	2020-21	2020-21	2021-22	Y-O-Y	Y-O-Y	OPEN	2021-22	REMAINING	% BUDGET
		2020-21	2021-22		TOTALS	YTD TOTAL	YTD TOTAL	DIFFERENCE	%	Pos	BUDGET	BUDGET	USED
122	DRUG FUND												
R	Revenue												
42000	FINES												
122 42240	DRUG CONTROL FINES	324	57	-267	3,305	424	962	538	127%	0	3,000	2,038	32%
122 42340	DRUG CONTROL FINES	991	2,153	1,162	5,769	1,045	2,658	1,612	154%	0	7,000	4,342	38%
122 42---	FINES	1,315	2,210	895	9,074	1,469	3,620	2,150	146%	0	10,000	6,380	36%
44000	TOTAL OTHER LOCAL REVENUE												
122 44110	INVESTMENT INCOME	300	57	-243	2,238	626	119	-507	-81%	0	2,000	1,881	6%
122 44530	SALE OF EQUIPMENT	0	15,105	15,105	0	0	15,105	15,105	0%	0	0	-15,105	0%
122 44990	OTHER LOCAL REVENUES	0	0	0	100	0	6,000	6,000	0%	0	0	-6,000	0%
122 44---	TOTAL OTHER LOCAL REVENUE	300	15,162	14,862	2,338	626	21,224	20,598	3,290%	0	2,000	-19,224	1,061%
47000	FEDERAL GOVERNMENT												
122 47700	ASSET FORFEITURE FUNDS	0	0	0	12,446	0	0	0	0%	0	0	0	0%
122 47---	FEDERAL GOVERNMENT	0	0	0	12,446	0	0	0	0%	0	0	0	0%
122 -----	Revenue	1,615	17,372	15,757	23,858	2,095	24,844	22,748	1,085%	0	12,000	-12,844	207%
E	Expense												
54000	PUBLIC SAFETY												
122 54150	DRUG ENFORCEMENT	173	72	-101	48,046	175	86	-89	-51%	555	39,470	38,829	2%
122 54---	PUBLIC SAFETY	173	72	-101	48,046	175	86	-89	-51%	555	39,470	38,829	2%
122 -----	Expense	173	72	-101	48,046	175	86	-89	-51%	555	39,470	38,829	2%
122 -----	DRUG FUND	1,442	17,300	15,858	-24,188	1,920	24,758	22,837	998%	-555	-27,470	-51,673	-88%

Fnd Acct	Description	August	August	Difference	2020-21	2020-21	2021-22	Y-O-Y	Y-O-Y	OPEN	2021-22	REMAINING	% BUDGET
		2020-21	2021-22		TOTALS	YTD TOTAL	YTD TOTAL	DIFFERENCE	%	Pos	BUDGET	BUDGET	USED
127	ARPA - SPECIAL REVENUE												
R	Revenue												
44000	TOTAL OTHER LOCAL REVENUE												
127 44110	INVESTMENT INCOME	0	534	534	189	0	1,050	1,050	0%	0	0	-1,050	0%
127 44---	TOTAL OTHER LOCAL REVENUE	0	534	534	189	0	1,050	1,050	0%	0	0	-1,050	0%
47000	FEDERAL GOVERNMENT												
127 47901	AMERICAN RESCUE PLAN ACT	0	0	0	0	0	0	0	0%	0	600,000	600,000	0%
127 47---	FEDERAL GOVERNMENT	0	0	0	0	0	0	0	0%	0	600,000	600,000	0%
127 -----	Revenue	0	534	534	189	0	1,050	1,050	0%	0	600,000	598,950	0%
E	Expense												
58000	OTHER GENERAL GOVERNMENT												
127 58831	AMERICAN RESCUE PLAN 2021-22	0	0	0	0	0	0	0	0%	0	600,000	600,000	0%
127 58---	OTHER GENERAL GOVERNMENT	0	0	0	0	0	0	0	0%	0	600,000	600,000	0%
127 -----	Expense	0	0	0	0	0	0	0	0%	0	600,000	600,000	0%
127 -----	ARPA - SPECIAL REVENUE	0	534	534	189	0	1,050	1,050	0%	0	0	-1,050	0%
=====													

Fnd Acct	Description	August	August	Difference	2020-21	2020-21	2021-22	Y-O-Y	Y-O-Y	OPEN	2021-22	REMAINING	% BUDGET
		2020-21	2021-22		TOTALS	YTD TOTAL	YTD TOTAL	DIFFERENCE	%	Pos	BUDGET	BUDGET	USED
131	HIGHWAY FUND												
R	Revenue												
40000	TOTAL LOCAL TAXES												
131 40110	CURRENT PROPERTY TAX	0	0	0	4,691,394	2,441	172	-2,269	-93%	0	4,467,122	4,466,950	0%
131 40120	TRUSTEE COLLECTIONS - PRIOR YR	21,534	7,226	-14,308	147,419	57,459	16,035	-41,424	-72%	0	141,040	125,005	11%
131 40125	TRUSTEE COLLECTIONS - BANKRUPT	193	45	-148	570	253	45	-207	-82%	0	1,510	1,465	3%
131 40130	COURT COLLECTIONS - PRIOR YRS	6,958	3,267	-3,691	35,856	10,970	7,390	-3,580	-33%	0	35,260	27,870	21%
131 40140	INTEREST AND PENALTY	3,668	1,421	-2,247	35,021	7,404	3,092	-4,313	-58%	0	30,220	27,128	10%
131 40161	PILOT - TVA	0	0	0	382	0	0	0	0%	0	360	360	0%
131 40162	PILOT - LOCAL UTILITIES	0	0	0	80,038	0	0	0	0%	0	75,560	75,560	0%
131 40163	PILOT - OTHER	0	0	0	22,687	0	0	0	0%	0	17,000	17,000	0%
131 40270	BUSINESS TAX	0	3,265	3,265	152,018	0	6,458	6,458	0%	0	142,830	136,372	5%
131 40280	MINERAL SEVERANCE TAX	0	0	0	20,354	0	4,552	4,552	0%	0	15,000	10,448	30%
131 40320	BANK EXCISE TAX	0	0	0	31,633	0	0	0	0%	0	23,000	23,000	0%
131 40---	TOTAL LOCAL TAXES	32,353	15,224	-17,129	5,217,372	78,527	37,744	-40,783	-52%	0	4,948,902	4,911,158	1%
41000	TOTAL LICENSES AND PERMITS												
131 41110	MARRIAGE LICENSE	58	55	-3	637	124	115	-9	-7%	0	500	385	23%
131 41590	OTHER PERMITS	0	0	0	100	0	0	0	0%	0	300	300	0%
131 41---	TOTAL LICENSES AND PERMITS	58	55	-3	737	124	115	-9	-7%	0	800	685	14%
44000	TOTAL OTHER LOCAL REVENUE												
131 44110	INVESTMENT INCOME	5,015	1,183	-3,832	39,409	10,926	2,562	-8,364	-77%	0	125,000	122,438	2%
131 44120	LEASE/RENTALS	11,290	11,439	149	146,854	15,523	15,728	205	1%	0	135,000	119,272	12%
131 44130	SALE OF MATERIALS AND SUPPLIES	0	0	0	3,341	235	272	37	16%	0	0	-272	0%
131 44530	SALE OF EQUIPMENT	0	0	0	66,673	0	0	0	0%	0	0	0	0%
131 44560	DAMAGES RECOVERED FROM INDIVID	0	0	0	4,370	0	0	0	0%	0	0	0	0%
131 44990	OTHER LOCAL REVENUES	0	0	0	60	0	0	0	0%	0	0	0	0%
131 44---	TOTAL OTHER LOCAL REVENUE	16,305	12,622	-3,683	260,707	26,684	18,562	-8,122	-30%	0	260,000	241,438	7%

Fnd	Acct	Description	August	August	Difference	2020-21	2020-21	2021-22	Y-O-Y	Y-O-Y	OPEN	2021-22	REMAINING	% BUDGET
			2020-21	2021-22		TOTALS	YTD TOTAL	YTD TOTAL	DIFFERENCE	%	Pos	BUDGET	BUDGET	USED
131		HIGHWAY FUND												
R		Revenue												
46000		STATE OF TENNESSEE												
131	46410	BRIDGE PROGRAM	0	0	0	1,024,091	0	0	0%	0%	0	0	0	0%
131	46920	GASOLINE AND MOTOR FUEL TAX	0	300,987	300,987	3,215,159	0	593,654	593,654	0%	0	3,000,000	2,406,346	20%
131	46930	PETROLEUM SPECIAL TAX	0	7,395	7,395	88,735	0	14,789	14,789	0%	0	88,735	73,946	17%
131	46---	STATE OF TENNESSEE	0	308,382	308,382	4,327,985	0	608,443	608,443	0%	0	3,088,735	2,480,292	20%
47000		FEDERAL GOVERNMENT												
131	47301	FED CARES ACT UNEMPLOYMENT REB	0	0	0	3,997	0	0	0%	0%	0	0	0	0%
131	47---	FEDERAL GOVERNMENT	0	0	0	3,997	0	0	0%	0%	0	0	0	0%
48000		OTHER GOVERNMENT AND CITIZENS												
131	48120	PAVING AND MAINTENANCE	0	8,615	8,615	37,820	0	8,615	8,615	0%	0	0	-8,615	0%
131	48---	OTHER GOVERNMENT AND CITIZENS	0	8,615	8,615	37,820	0	8,615	8,615	0%	0	0	-8,615	0%
49000		OTHER SOURCES (NON-REVENUE)												
131	49700	INSURANCE RECOVERY	0	0	0	9,425	0	0	0%	0%	0	0	0	0%
131	49---	OTHER SOURCES (NON-REVENUE)	0	0	0	9,425	0	0	0%	0%	0	0	0	0%
131	-----	Revenue	48,716	344,898	296,182	9,858,043	105,335	673,479	568,144	539%	0	8,298,437	7,624,958	8%
E		Expense												
58000		OTHER GENERAL GOVERNMENT												
131	58804	STATE CARES ACT FUNDING (1.9M)	68	0	-68	549	197	0	-197	-100%	0	0	0	0%
131	58---	OTHER GENERAL GOVERNMENT	68	0	-68	549	197	0	-197	-100%	0	0	0	0%

Fnd Acct	Description	August 2020-21	August 2021-22	Difference	2020-21 TOTALS	2020-21 YTD TOTAL	2021-22 YTD TOTAL	Y-O-Y DIFFERENCE	Y-O-Y %	OPEN Pos	2021-22 BUDGET	REMAINING BUDGET	% BUDGET USED
131	HIGHWAY FUND												
E	Expense												
61000	ADMINISTRATION												
131 61000	ADMINISTRATION	45,374	47,167	1,796	879,614	280,956	282,961	2,005	1%	14,960	995,571	697,651	30%
131 61---	ADMINISTRATION	45,374	47,167	1,796	879,614	280,956	282,961	2,005	1%	14,960	995,571	697,651	30%
62000	HIGHWAY AND BRIDGE MAINTENANCE												
131 62000	HIGHWAY AND BRIDGE MAINTENANCE	179,505	199,185	19,686	2,311,041	341,805	356,514	14,707	4%	223,687	3,142,378	2,562,178	18%
131 62---	HIGHWAY AND BRIDGE MAINTENANCE	179,505	199,185	19,686	2,311,041	341,805	356,514	14,707	4%	223,687	3,142,378	2,562,178	18%
63000	TOTAL 63*** ACCOUNTS												
131 63100	OPERATION AND MAINTENANCE OF E	70,796	64,339	-6,457	818,173	115,795	118,172	2,376	2%	27,197	927,996	782,627	16%
131 63500	ASPHALT PLANT OPERATIONS	341,679	341,732	51	3,094,124	630,581	605,527	-25,057	-4%	759,986	3,600,042	2,234,528	38%
131 63600	TRAFFIC CONTROL	10,608	6,807	-3,800	95,362	16,403	13,144	-3,259	-20%	5,148	144,388	126,097	13%
131 63---	TOTAL 63*** ACCOUNTS	423,083	412,878	-10,206	4,007,659	762,779	736,843	-25,940	-3%	792,331	4,672,426	3,143,252	33%
68000	CAPITAL OUTLAY												
131 68000	CAPITAL OUTLAY	11,100	17,436	6,336	2,708,330	11,100	17,436	6,336	57%	50,000	480,500	413,064	14%
131 68---	CAPITAL OUTLAY	11,100	17,436	6,336	2,708,330	11,100	17,436	6,336	57%	50,000	480,500	413,064	14%
131	Expense	659,130	676,666	17,544	9,907,193	1,396,837	1,393,754	-3,089	0%	1,080,978	9,290,875	6,816,145	27%
131	HIGHWAY FUND	-610,414	-331,768	278,638	-49,150	-1,291,502	-720,275	571,233	38%	-1,080,978	-992,438	808,813	181%
=====													

Fnd Acct	Description	August	August	Difference	2020-21	2020-21	2021-22	Y-O-Y	Y-O-Y	OPEN	2021-22	REMAINING	% BUDGET
		2020-21	2021-22		TOTALS	YTD TOTAL	YTD TOTAL	DIFFERENCE	%	Pos	BUDGET	BUDGET	USED
151	GENERAL DEBT SERVICE FUND												
R	Revenue												
40000	TOTAL LOCAL TAXES												
151 40110	CURRENT PROPERTY TAX	0	0	0	12,398,689	6,450	453	-5,997	-93%	0	12,244,660	12,244,207	0%
151 40120	TRUSTEE COLLECTIONS - PRIOR YR	56,913	19,098	-37,815	389,605	151,856	42,378	-109,478	-72%	0	386,600	344,222	11%
151 40125	TRUSTEE COLLECTIONS - BANKRUPT	434	120	-314	1,366	588	120	-468	-80%	0	4,150	4,030	3%
151 40130	COURT COLLECTIONS - PRIOR YRS	18,389	8,633	-9,755	94,762	28,993	19,532	-9,461	-33%	0	82,840	63,308	24%
151 40140	INTEREST AND PENALTY	9,647	3,755	-5,892	92,486	19,513	8,171	-11,342	-58%	0	82,840	74,669	10%
151 40161	PILOT - TVA	0	0	0	1,009	0	0	0	0%	0	990	990	0%
151 40162	PILOT - LOCAL UTILITIES	0	0	0	211,528	0	0	0	0%	0	207,090	207,090	0%
151 40163	PILOT - OTHER	0	0	0	3,001	0	0	0	0%	0	2,760	2,760	0%
151 40266	LITIGATION TAX - JAIL	19,962	19,399	-563	228,635	39,535	43,287	3,752	9%	0	228,000	184,713	19%
151 40270	BUSINESS TAX	0	8,950	8,950	402,080	0	17,388	17,388	0%	0	345,150	327,762	5%
151 40320	BANK EXCISE TAX	0	0	0	83,600	0	0	0	0%	0	33,130	33,130	0%
151 40---	TOTAL LOCAL TAXES	105,345	59,955	-45,389	13,906,761	246,935	131,329	-115,606	-47%	0	13,618,210	13,486,881	1%
41000	TOTAL LICENSES AND PERMITS												
151 41110	MARRIAGE LICENSE	152	150	-2	1,682	327	309	-18	-5%	0	1,380	1,071	22%
151 41---	TOTAL LICENSES AND PERMITS	152	150	-2	1,682	327	309	-18	-5%	0	1,380	1,071	22%
44000	TOTAL OTHER LOCAL REVENUE												
151 44110	INVESTMENT INCOME	5,323	1,034	-4,289	52,251	11,448	2,279	-9,169	-80%	0	83,000	80,721	3%
151 44---	TOTAL OTHER LOCAL REVENUE	5,323	1,034	-4,289	52,251	11,448	2,279	-9,169	-80%	0	83,000	80,721	3%
49000	OTHER SOURCES (NON-REVENUE)												
151 49800	TRANSFERS IN	0	0	0	92,399	0	0	0	0%	0	81,000	81,000	0%
151 49---	OTHER SOURCES (NON-REVENUE)	0	0	0	92,399	0	0	0	0%	0	81,000	81,000	0%
151 -----	Revenue	110,820	61,139	-49,680	14,053,093	258,710	133,917	-124,793	-48%	0	13,783,590	13,649,673	1%

Fnd Acct	Description	August	August	Difference	2020-21	2020-21	2021-22	Y-O-Y	Y-O-Y	OPEN	2021-22	REMAINING	% BUDGET
		2020-21	2021-22		TOTALS	YTD TOTAL	YTD TOTAL	DIFFERENCE	%	Pos	BUDGET	BUDGET	USED
151	GENERAL DEBT SERVICE FUND												
E	Expense												
82000													
151 82110	GENERAL GOVERNMENT - PRINCIPAL	0	0	0	1,395,000	130,000	130,000	0	0%	0	1,630,000	1,500,000	8%
151 82120	HIGHWAYS AND STREETS - PRINCIPAL	0	0	0	246,566	246,566	258,357	11,791	5%	0	954,547	696,190	27%
151 82130	EDUCATION - PRINCIPAL	0	0	0	5,863,434	223,434	231,643	8,209	4%	0	6,655,453	6,423,810	3%
151 82210	GENERAL GOVERNMENT - INTEREST	0	0	0	1,114,543	6,313	4,363	-1,950	-31%	0	1,057,468	1,053,106	0%
151 82220	HIGHWAYS AND STREETS - INTEREST	0	0	0	30,151	16,925	13,226	-3,699	-22%	0	23,223	9,997	57%
151 82230	EDUCATION - INTEREST	0	0	0	4,285,047	17,161	13,635	-3,526	-21%	0	4,085,783	4,072,148	0%
151 82310	GENERAL GOVERNMENT - OTHER DS	4,914	2,745	-2,169	274,160	8,379	4,559	-3,820	-46%	0	281,500	276,941	2%
151 82---		4,914	2,745	-2,169	13,208,901	648,778	655,783	7,005	1%	0	14,687,974	14,032,192	4%
99000	OTHER USES												
151 99100	TRANSFERS OUT	0	0	0	1,000,000	0	0	0	0%	0	0	0	0%
151 99---	OTHER USES	0	0	0	1,000,000	0	0	0	0%	0	0	0	0%
151 -----	Expense	4,914	2,745	-2,169	14,208,901	648,778	655,783	7,005	1%	0	14,687,974	14,032,192	4%
151 -----	GENERAL DEBT SERVICE FUND	105,906	58,394	-47,511	-155,808	-390,068	-521,866	-131,798	-13%	0	-904,384	-382,519	58%

Fnd Acct	Description	August	August	Difference	2020-21	2020-21	2021-22	Y-O-Y	Y-O-Y	OPEN	2021-22	REMAINING	% BUDGET
		2020-21	2021-22		TOTALS	YTD TOTAL	YTD TOTAL	DIFFERENCE	%	Pos	BUDGET	BUDGET	USED
152	RURAL DEBT SERVICE												
R	Revenue												
44000	TOTAL OTHER LOCAL REVENUE												
152 44110	INVESTMENT INCOME	9	2	-7	587	236	49	-188	-79%	0	0	-49	0%
152 44---	TOTAL OTHER LOCAL REVENUE	9	2	-7	587	236	49	-188	-79%	0	0	-49	0%
49000	OTHER SOURCES (NON-REVENUE)												
152 49800	TRANSFERS IN	0	0	0	260,000	0	0	0	0%	0	260,000	260,000	0%
152 49---	OTHER SOURCES (NON-REVENUE)	0	0	0	260,000	0	0	0	0%	0	260,000	260,000	0%
152 -----	Revenue	9	2	-7	260,587	236	49	-188	-79%	0	260,000	259,951	0%
E	Expense												
82000													
152 82130	EDUCATION - PRINCIPAL	0	0	0	220,000	220,000	225,000	5,000	2%	0	1,195,000	970,000	19%
152 82230	EDUCATION - INTEREST	0	0	0	38,000	20,650	17,350	-3,300	-16%	0	31,325	13,975	55%
152 82---		0	0	0	258,000	240,650	242,350	1,700	1%	0	1,226,325	983,975	20%
152 -----	Expense	0	0	0	258,000	240,650	242,350	1,700	1%	0	1,226,325	983,975	20%
152 -----	RURAL DEBT SERVICE	9	2	-7	2,587	-240,414	-242,301	-1,888	1%	0	-966,325	-724,024	25%

Fnd Acct	Description	August	August	Difference	2020-21	2020-21	2021-22	Y-O-Y	Y-O-Y	OPEN	2021-22	REMAINING	% BUDGET
		2020-21	2021-22		TOTALS	YTD TOTAL	YTD TOTAL	DIFFERENCE	%	Pos	BUDGET	BUDGET	USED
171	GENERAL CAPITAL PROJECTS FUND												
R	Revenue												
40000	TOTAL LOCAL TAXES												
171 40110	CURRENT PROPERTY TAX	0	0	0	976,740	3,581	37	-3,545	-99%	0	992,820	992,783	0%
171 40120	TRUSTEE COLLECTIONS - PRIOR YR	30,763	1,484	-29,279	210,558	82,084	3,449	-78,635	-96%	0	31,340	27,891	11%
171 40125	TRUSTEE COLLECTIONS - BANKRUPT	308	65	-244	898	394	65	-329	-84%	0	340	275	19%
171 40130	COURT COLLECTIONS - PRIOR YRS	9,940	700	-9,240	51,223	15,672	6,591	-9,081	-58%	0	6,720	129	98%
171 40140	INTEREST AND PENALTY	5,248	292	-4,955	43,003	10,593	1,896	-8,697	-82%	0	6,720	4,824	28%
171 40161	PILOT - TVA	0	0	0	82	0	0	0	0%	0	80	80	0%
171 40162	PILOT - LOCAL UTILITIES	0	0	0	17,151	0	0	0	0%	0	16,790	16,790	0%
171 40163	PILOT - OTHER	0	0	0	647	404	0	-404	-100%	0	220	220	0%
171 40270	BUSINESS TAX	0	726	726	32,601	0	1,410	1,410	0%	0	27,990	26,580	5%
171 40320	BANK EXCISE TAX	0	0	0	6,778	0	0	0	0%	0	2,690	2,690	0%
171 40---	TOTAL LOCAL TAXES	46,259	3,267	-42,992	1,339,681	112,728	13,448	-99,281	-88%	0	1,085,710	1,072,262	1%
41000	TOTAL LICENSES AND PERMITS												
171 41110	MARRIAGE LICENSE	12	12	0	144	12	25	13	103%	0	110	85	23%
171 41---	TOTAL LICENSES AND PERMITS	12	12	0	144	12	25	13	103%	0	110	85	23%
44000	TOTAL OTHER LOCAL REVENUE												
171 44110	INVESTMENT INCOME	8,899	2,074	-6,825	72,704	19,063	4,503	-14,560	-76%	0	24,000	19,497	19%
171 44120	LEASE/RENTALS	0	0	0	53,250	0	0	0	0%	0	59,250	59,250	0%
171 44---	TOTAL OTHER LOCAL REVENUE	8,899	2,074	-6,825	125,954	19,063	4,503	-14,560	-76%	0	83,250	78,747	5%
46000	STATE OF TENNESSEE												
171 46310	HEALTH DEPARTMENT PROGRAMS	0	0	0	278,000	0	0	0	0%	0	0	0	0%
171 46---	STATE OF TENNESSEE	0	0	0	278,000	0	0	0	0%	0	0	0	0%

Fnd Acct	Description	August 2020-21	August 2021-22	Difference	2020-21 TOTALS	2020-21 YTD TOTAL	2021-22 YTD TOTAL	Y-O-Y DIFFERENCE	Y-O-Y %	OPEN Pos	2021-22 BUDGET	REMAINING BUDGET	% BUDGET USED
171	GENERAL CAPITAL PROJECTS FUND												
R	Revenue												
48000	OTHER GOVERNMENT AND CITIZENS												
171 48130	CONTRIBUTIONS	0	0	0	70,476	0	0	0	0%	0	0	0	0%
171 48---	OTHER GOVERNMENT AND CITIZENS	0	0	0	70,476	0	0	0	0%	0	0	0	0%
49000	OTHER SOURCES (NON-REVENUE)												
171 49800	TRANSFERS IN	0	0	0	17,400	0	0	0	0%	0	0	0	0%
171 49---	OTHER SOURCES (NON-REVENUE)	0	0	0	17,400	0	0	0	0%	0	0	0	0%
171 -----	Revenue	55,170	5,353	-49,817	1,831,655	131,803	17,976	-113,828	-86%	0	1,169,070	1,151,094	2%
E	Expense												
58000	OTHER GENERAL GOVERNMENT												
171 58804	STATE CARES ACT FUNDING (1.9M)	127,039	0	-127,039	127,039	127,039	0	-127,039	-100%	0	0	0	0%
171 58---	OTHER GENERAL GOVERNMENT	127,039	0	-127,039	127,039	127,039	0	-127,039	-100%	0	0	0	0%
91000													
171 91110	GENERAL ADMINISTRATION PROJECT	882	49	-833	291,562	2,738	127,212	124,474	4,546%	6,018	1,573,000	1,439,770	8%
171 91130	PUBLIC SAFETY PROJECTS	0	0	0	1,481,581	0	0	0	0%	133,000	2,857,000	2,724,000	5%
171 91140	PUBLIC HEALTH AND WELFARE PROJ	0	0	0	0	0	0	0	0%	233,946	783,000	549,054	30%
171 91150	SOCIAL, CULTURAL AND RECREATIO	0	0	0	1,000	0	0	0	0%	0	2,141,000	2,141,000	0%
171 91---		882	49	-833	1,774,143	2,738	127,212	124,474	4,546%	372,964	7,354,000	6,853,824	7%
95000	CAPITAL PROJECTS - DONATED												
171 95900	CAP PROJ - DONATED TO OTHERS	0	0	0	6,816	0	0	0	0%	0	0	0	0%
171 95---	CAPITAL PROJECTS - DONATED	0	0	0	6,816	0	0	0	0%	0	0	0	0%

Fnd Acct	Description	August	August		2020-21	2020-21	2021-22	Y-O-Y	Y-O-Y	OPEN	2021-22	REMAINING	% BUDGET
		2020-21	2021-22	Difference	TOTALS	YTD TOTAL	YTD TOTAL	DIFFERENCE	%	Pos	BUDGET	BUDGET	USED
171	GENERAL CAPITAL PROJECTS FUND												
E	Expense												
99000	OTHER USES												
171 99100	TRANSFERS OUT	0	0	0	750,000	0	0	0	0%	0	2,050,000	2,050,000	0%
171 99---	OTHER USES	0	0	0	750,000	0	0	0	0%	0	2,050,000	2,050,000	0%
171 -----	Expense	127,921	49	-127,872	2,657,998	129,777	127,212	-2,565	-2%	372,964	9,404,000	8,903,824	5%
171 -----	GENERAL CAPITAL PROJECTS FUND	-72,751	5,304	78,055	-826,343	2,026	-109,236	-111,263	-44%	-372,964	-8,234,930	-7,752,730	6%
=====													

Fnd Acct	Description	August 2020-21	August 2021-22	Difference	2020-21 TOTALS	2020-21 YTD TOTAL	2021-22 YTD TOTAL	Y-O-Y DIFFERENCE	Y-O-Y %	OPEN Pos	2021-22 BUDGET	REMAINING BUDGET	% BUDGET USED
177	EDUCATION CAPITAL PROJECTS												
R	Revenue												
40000	TOTAL LOCAL TAXES												
177 40110	CURRENT PROPERTY TAX	0	0	0	5,725,338	0	208	208	0%	0	5,625,930	5,625,722	0%
177 40120	TRUSTEE COLLECTIONS - PRIOR YR	0	8,839	8,839	0	0	19,454	19,454	0%	0	177,610	158,156	11%
177 40125	TRUSTEE COLLECTIONS - BANKRUPT	0	0	0	0	0	0	0	0%	0	1,910	1,910	0%
177 40130	COURT COLLECTIONS - PRIOR YRS	0	3,967	3,967	0	0	3,967	3,967	0%	0	38,060	34,093	10%
177 40140	INTEREST AND PENALTY	0	1,737	1,737	7,041	0	2,520	2,520	0%	0	38,060	35,540	7%
177 40161	PILOT - TVA	0	0	0	464	0	0	0	0%	0	460	460	0%
177 40162	PILOT - LOCAL UTILITIES	0	0	0	97,189	0	0	0	0%	0	95,150	95,150	0%
177 40163	PILOT - OTHER	0	0	0	1,379	0	0	0	0%	0	1,270	1,270	0%
177 40270	BUSINESS TAX	0	4,112	4,112	184,740	0	7,989	7,989	0%	0	158,580	150,591	5%
177 40320	BANK EXCISE TAX	0	0	0	38,411	0	0	0	0%	0	15,220	15,220	0%
177 40---	TOTAL LOCAL TAXES	0	18,655	18,655	6,054,562	0	34,138	34,138	0%	0	6,152,250	6,118,112	1%
41000	TOTAL LICENSES AND PERMITS												
177 41110	MARRIAGE LICENSE	70	69	-1	671	70	142	72	103%	0	630	488	23%
177 41---	TOTAL LICENSES AND PERMITS	70	69	-1	671	70	142	72	103%	0	630	488	23%
44000	TOTAL OTHER LOCAL REVENUE												
177 44110	INVESTMENT INCOME	0	0	0	1	0	0	0	0%	0	6,000	6,000	0%
177 44---	TOTAL OTHER LOCAL REVENUE	0	0	0	1	0	0	0	0%	0	6,000	6,000	0%
48000	OTHER GOVERNMENT AND CITIZENS												
177 48990	OTHER REVENUE	0	0	0	54,000	0	0	0	0%	0	0	0	0%
177 48---	OTHER GOVERNMENT AND CITIZENS	0	0	0	54,000	0	0	0	0%	0	0	0	0%
49000	OTHER SOURCES (NON-REVENUE)												
177 49200	NOTES ISSUED	0	0	0	0	0	0	0	0%	0	2,327,736	2,327,736	0%
177 49---	OTHER SOURCES (NON-REVENUE)	0	0	0	0	0	0	0	0%	0	2,327,736	2,327,736	0%

Fnd Acct	Description	August	August	Difference	2020-21	2020-21	2021-22	Y-O-Y	Y-O-Y	OPEN	2021-22	REMAINING	% BUDGET
		2020-21	2021-22		TOTALS	YTD TOTAL	YTD TOTAL	DIFFERENCE	%	Pos	BUDGET	BUDGET	USED
177	EDUCATION CAPITAL PROJECTS												
R	Revenue												
00000													
177	----- Revenue	70	18,724	18,654	6,109,234	70	34,280	34,210	48,969%	0	8,486,616	8,452,336	0%
E	Expense												
91000													
177	91300 EDUCATION CAPITAL PROJECTS	1	266	265	2,090,871	1	542	541	77,277%	0	8,861,898	8,861,356	0%
177	91---	1	266	265	2,090,871	1	542	541	77,277%	0	8,861,898	8,861,356	0%
95000	CAPITAL PROJECTS - DONATED												
177	95100 CAP PROJ - DONATED TO SCHOOLS	0	0	0	1,160,045	0	0	0	0%	0	1,586,000	1,586,000	0%
177	95--- CAPITAL PROJECTS - DONATED	0	0	0	1,160,045	0	0	0	0%	0	1,586,000	1,586,000	0%
99000	OTHER USES												
177	99100 TRANSFERS OUT	0	0	0	250,000	0	0	0	0%	0	0	0	0%
177	99--- OTHER USES	0	0	0	250,000	0	0	0	0%	0	0	0	0%
177	----- Expense	1	266	265	3,500,916	1	542	541	77,277%	0	10,447,898	10,447,356	0%
177	----- EDUCATION CAPITAL PROJECTS	69	18,458	18,389	2,608,318	69	33,738	33,669	49,250%	0	-1,961,282	-1,995,020	-2%
=====													

Fnd Acct	Description	August 2020-21	August 2021-22	Difference	2020-21 TOTALS	2020-21 YTD TOTAL	2021-22 YTD TOTAL	Y-O-Y DIFFERENCE	Y-O-Y %	OPEN Pos	2021-22 BUDGET	REMAINING BUDGET	% BUDGET USED
263	SELF-INSURANCE FUND												
R	Revenue												
43000	CHARGES FOR CURRENT SERVICES												
263 43101	SELF-INSURANCE PREMIUMS/CONTRI	537,594	545,977	8,384	6,417,983	1,075,180	1,097,324	22,144	2%	0	6,823,122	5,725,798	16%
263 43---	CHARGES FOR CURRENT SERVICES	537,594	545,977	8,384	6,417,983	1,075,180	1,097,324	22,144	2%	0	6,823,122	5,725,798	16%
44000	TOTAL OTHER LOCAL REVENUE												
263 44110	INVESTMENT INCOME	3,190	664	-2,526	25,624	6,624	1,391	-5,233	-79%	0	12,000	10,609	12%
263 44160	RETIREE INSURANCE PAYMENTS	3,605	4,410	805	56,123	6,880	9,836	2,956	43%	0	55,000	45,164	18%
263 44---	TOTAL OTHER LOCAL REVENUE	6,795	5,074	-1,721	81,747	13,504	11,227	-2,277	-17%	0	67,000	55,773	17%
263 -----	Revenue	544,389	551,051	6,663	6,499,730	1,088,684	1,108,551	19,867	2%	0	6,890,122	5,781,571	16%
E	Expense												
58000	OTHER GENERAL GOVERNMENT												
263 58600	EMPLOYEE BENEFITS	343,636	434,588	90,948	6,196,838	550,311	811,092	260,780	47%	15,598	7,132,752	6,306,062	12%
263 58---	OTHER GENERAL GOVERNMENT	343,636	434,588	90,948	6,196,838	550,311	811,092	260,780	47%	15,598	7,132,752	6,306,062	12%
263 -----	Expense	343,636	434,588	90,948	6,196,838	550,311	811,092	260,780	47%	15,598	7,132,752	6,306,062	12%
263 -----	SELF-INSURANCE FUND	200,753	116,463	-84,285	302,892	538,373	297,459	-240,913	17%	-15,598	-242,630	-524,491	-116%

Number of Accounts: 1531

\*\*\*\*\* End of report \*\*\*\*\*

# Revenue Comparison

Fnd Acct	Description	2020-21	2021-22	2020-21	2021-22	YTD INCREASE	2021-22	2020-21	2021-22
		August	August	YTD	YTD	(DECREASE)	BUDGET	BUDGET %	BUDGET %
101	GENERAL FUND								
40000	TOTAL LOCAL TAXES								
101 40110	CURRENT PROPERTY TAX	0	0	11,680	821	-10,859	22,172,770	0%	0%
101 40120	TRUSTEE COLLECTIONS - PRIOR YR	103,057	34,583	274,979	76,734	-198,245	700,000	39%	11%
101 40125	TRUSTEE COLLECTIONS - BANKRUPT	923	217	1,205	217	-988	7,500	12%	3%
101 40130	COURT COLLECTIONS - PRIOR YRS	33,298	15,633	52,501	35,369	-17,132	150,000	26%	24%
101 40140	INTEREST AND PENALTY	17,549	6,799	35,430	14,795	-20,635	150,000	22%	10%
101 40161	PILOT - TVA	0	0	0	0	0	1,800	0%	0%
101 40162	PILOT - LOCAL UTILITIES	0	0	0	0	0	375,000	0%	0%
101 40163	PILOT - OTHER	0	0	0	0	0	5,000	0%	0%
101 40210	LOCAL OPTION SALES TAX	0	1,615	0	3,230	3,230	18,000	0%	18%
101 40250	LITIGATION TAX - GENERAL	11,042	11,131	22,390	24,604	2,214	213,000	12%	12%
101 40260	LITIGATION TAX - SPECIAL PURPO	1,259	1,168	2,503	2,634	132	12,000	0%	22%
101 40268	LITIGATION TAX - COURT SECURIT	12,575	12,673	25,872	28,897	3,025	267,000	11%	11%
101 40270	BUSINESS TAX	0	16,206	0	31,486	31,486	650,000	0%	5%
101 40320	BANK EXCISE TAX	0	0	0	0	0	60,000	0%	0%
101 40330	WHOLESALE BEER TAX	35,969	34,627	71,010	66,364	-4,646	375,000	21%	18%
101 40390	OTHER STATUTORY LOCAL TAXES	7,249	7,761	15,290	17,814	2,523	95,000	9%	19%
101 40---	TOTAL LOCAL TAXES	222,921	142,413	512,860	302,965	-209,895	25,252,070	2%	1%
41000	TOTAL LICENSES AND PERMITS								
101 41110	MARRIAGE LICENSE	275	272	592	560	-33	2,500	24%	22%
101 41140	CABLE TV FRANCHISE	0	3,316	0	3,316	3,316	520,000	0%	1%
101 41520	BUILDING PERMITS	39,633	41,689	70,864	59,262	-11,602	275,000	35%	22%
101 41590	OTHER PERMITS	5,085	660	5,085	1,380	-3,705	20,000	42%	7%
101 41---	TOTAL LICENSES AND PERMITS	44,993	45,937	76,541	64,518	-12,024	817,500	10%	8%
42000	FINES								
101 42110	FINES	63	3,667	139	4,548	4,409	17,000	0%	27%
101 42210	FINES	80	806	412	875	463	5,000	11%	17%
101 42220	OFFICERS COSTS	1,661	0	5,413	0	-5,413	38,000	13%	0%
101 42241	DRUG COURT FEES	67	89	182	147	-35	2,000	10%	7%
101 42250	JAIL FEES	1,042	1,027	3,513	2,951	-562	20,000	27%	15%
101 42280	DUI TREATMENT FINES	48	190	238	241	4	2,000	24%	12%
101 42290	DATA ENTRY FEE -CRIMINAL COURT	491	875	1,663	1,170	-493	8,000	20%	15%
101 42291	COURTROOM SECURITY FEE	2,776	1,772	4,609	3,573	-1,036	30,000	15%	12%
101 42292	VICTIMS ASSISTANCE ASSESSMENTS	319	476	1,079	1,046	-34	4,000	27%	26%
101 42310	FINES	4,536	8,232	52,386	18,230	-34,156	100,000	80%	18%
101 42320	OFFICERS COSTS	5,074	5,241	12,677	12,174	-503	104,000	13%	12%
101 42330	GAME AND FISH FINES	0	9	0	41	41	200	0%	20%
101 42341	DRUG COURT FEES	1,044	588	1,768	1,110	-657	11,000	22%	10%
101 42350	JAIL FEES	8,956	8,433	21,362	20,681	-681	116,000	15%	18%
101 42380	DUI TREATMENT FINES	1,191	1,515	2,991	3,521	531	16,000	22%	22%
101 42390	DATA ENTRY FEE-GENERAL SESSION	1,783	2,153	4,188	4,609	422	44,000	10%	10%
101 42391	COURTROOM SECURITY FEE	302	290	658	556	-103	5,000	17%	11%
101 42392	VICTIMS ASSISTANCE ASSESSMENTS	3,044	3,896	6,491	8,219	1,728	41,000	16%	20%
101 42410	FINES	0	67	10	162	152	1,000	3%	16%
101 42420	OFFICERS COSTS	152	218	318	643	325	2,000	27%	32%
101 42490	DATA ENTRY FEE-JUVENILE COURT	24	52	140	176	36	2,000	9%	9%
101 42520	OFFICERS COST	239	80	439	239	-200	5,000	7%	5%
101 42530	DATA ENTRY FEE-CHANCERY COURT	484	354	914	800	-114	6,000	23%	13%
101 42591	COURTROOM SECURITY FEE	6	0	42	0	-42	1,000	8%	0%

Fnd Acct	Description	2020-21 August	2021-22 August	2020-21 YTD	2021-22 YTD	YTD INCREASE (DECREASE)	2021-22 BUDGET	2020-21 BUDGET %	2021-22 BUDGET %
101	GENERAL FUND								
42000	FINES								
101 42610	FINES	38	8,525	8,355	11,545	3,190	52,000	17%	22%
101 42---	FINES	33,420	48,555	129,987	97,257	-32,728	632,200	22%	15%
43000	CHARGES FOR CURRENT SERVICES								
101 43170	WORK RELEASE CHARGES FOR BOARD	0	105	0	105	105	1,000	0%	11%
101 43350	COPY FEES	150	62	272	72	-200	1,000	27%	7%
101 43360	LIBRARY FEES	0	814	0	1,491	1,491	21,000	0%	7%
101 43365	ARCHIVES & RECORDS MANAGEMENT	26,406	23,803	60,850	48,378	-12,473	242,000	25%	20%
101 43370	TELEPHONE COMMISSIONS	0	8,950	22,753	8,950	-13,803	166,000	13%	5%
101 43382	ELECTRONIC CITATION FEE	160	154	342	382	40	1,500	0%	25%
101 43392	DATA PROCESSING FEE - REGISTER	4,582	4,326	9,334	8,940	-394	42,000	23%	21%
101 43394	DATA PROCESSING FEE - SHERIFF	391	333	913	782	-131	6,000	11%	13%
101 43395	SEXUAL OFFENDER REGISTR FEE	450	600	1,350	1,050	-300	3,000	11%	35%
101 43396	DATA PROCESSING FEE-COUNTY CLE	2,247	1,221	3,588	2,493	-1,095	12,000	30%	21%
101 43397	SUBS/DOC RETRIEVAL FEE - CIRCU	700	1,500	1,500	1,900	400	7,000	21%	27%
101 43399	VEH INS COVERAGE & REINSTATEME	520	555	1,230	1,070	-160	4,000	35%	27%
101 43990	OTHER CHARGES FOR SERVICES	0	0	0	0	0	90,000	0%	0%
101 43---	CHARGES FOR CURRENT SERVICES	35,606	42,423	102,132	75,613	-26,520	596,500	17%	13%
44000	TOTAL OTHER LOCAL REVENUE								
101 44110	INVESTMENT INCOME	12,177	2,976	28,014	6,774	-21,240	315,000	9%	2%
101 44120	LEASE/RENTALS	5,139	16,927	10,152	25,979	15,827	62,500	16%	42%
101 44130	SALE OF MATERIALS AND SUPPLIES	0	200	0	873	873	0	0%	0%
101 44131	COMMISSARY SALES	0	6,046	0	12,952	12,952	50,000	0%	26%
101 44170	MISCELLANEOUS REFUNDS	2,932	1,534	4,305	3,366	-939	25,000	17%	13%
101 44530	SALE OF EQUIPMENT	0	5,250	0	5,250	5,250	0	0%	0%
101 44---	TOTAL OTHER LOCAL REVENUE	20,248	32,933	42,471	55,194	12,723	452,500	9%	12%
45000	FEES RECEIVED FROM COUNTY OFFI								
101 45510	COUNTY CLERK	183,017	113,364	379,241	288,564	-90,676	1,350,000	30%	21%
101 45520	CIRCUIT COURT CLERK	34,762	80,501	140,227	110,750	-29,477	675,000	19%	16%
101 45540	GENERAL SESSIONS COURT CLERK	81,647	68,971	172,100	151,870	-20,229	1,020,000	16%	15%
101 45550	CLERK AND MASTER	44,346	36,303	82,345	74,025	-8,320	450,000	18%	16%
101 45560	JUVENILE COURT CLERK	379	691	1,673	2,289	616	15,000	11%	15%
101 45580	REGISTER	72,940	89,729	153,260	163,768	10,508	720,000	26%	23%
101 45610	TRUSTEE	77,434	71,699	151,522	164,789	13,267	2,350,000	6%	7%
101 45---	FEES RECEIVED FROM COUNTY OFFI	494,525	461,258	1,080,368	956,055	-124,311	6,580,000	17%	15%
46000	STATE OF TENNESSEE								
101 46110	JUVENILE SERVICES PROGRAM	0	0	0	0	0	18,800	0%	0%
101 46190	OTHER GENERAL GOVERNMENT GRANT	-1,764	0	-1,764	0	1,764	0	0%	0%
101 46210	LAW ENFORCEMENT TRAINING PROGR	0	0	0	0	0	76,000	0%	0%
101 46310	HEALTH DEPARTMENT PROGRAMS	65,647	71,741	110,910	111,576	665	1,159,561	10%	10%
101 46430	LITTER PROGRAM	0	0	0	0	0	72,000	0%	0%
101 46820	INCOME TAX	0	-48,683	0	48,683	48,683	60,000	0%	81%
101 46830	BEER TAX	0	0	0	0	0	20,000	0%	0%

Fnd Acct	Description	2020-21 August	2021-22 August	2020-21 YTD	2021-22 YTD	YTD INCREASE (DECREASE)	2021-22 BUDGET	2020-21 BUDGET %	2021-22 BUDGET %
101	GENERAL FUND								
46000	STATE OF TENNESSEE								
101 46835	VEHICLE CERT OF TITLE FEE	0	1,662	1,013	3,565	2,553	17,000	6%	21%
101 46840	ALCOHOLIC BEVERAGE TAX	0	24,013	0	24,199	24,199	180,000	0%	13%
101 46852	STATE REVENUE SHARING - TELECO	0	23,691	0	44,127	44,127	230,000	0%	19%
101 46855	SPORTS BETTING TAX	0	11,919	0	11,919	11,919	0	0%	0%
101 46915	CONTRACTED PRISONER BOARDING	0	114,348	0	114,348	114,348	1,800,000	0%	6%
101 46960	REGISTRAR SALARY SUPP - ELECT	0	0	0	0	0	15,200	0%	0%
101 46980	OTHER STATE GRANTS	0	4,291	0	875,219	875,219	604,000	0%	145%
101 46990	OTHER STATE REVENUES	1,877,659	0	1,877,824	50	-1,877,774	660,000	264%	0%
101 46---	STATE OF TENNESSEE	1,941,542	202,982	1,987,983	1,233,686	-754,297	4,912,561	43%	25%
47000	FEDERAL GOVERNMENT								
101 47220	CIVIL DEFENSE REIMBURSEMENT	0	0	0	0	0	62,500	0%	0%
101 47235	HOMELAND SECURITY GRANTS	0	0	0	0	0	128,000	0%	0%
101 47250	LAW ENFORCEMENT GRANTS	1,097	0	1,097	0	-1,097	0	7%	0%
101 47700	ASSET FORFEITURE FUNDS	0	2,365	0	2,365	2,365	0	0%	0%
101 47990	OTHER DIRECT FEDERAL REVENUE	0	3,302	7,600	10,871	3,271	1,252,000	1%	1%
101 47---	FEDERAL GOVERNMENT	1,097	5,667	8,697	13,236	4,539	1,442,500	0%	1%
48000	OTHER GOVERNMENT AND CITIZENS								
101 48130	CONTRIBUTIONS	0	0	0	0	0	13,500	0%	0%
101 48140	CONTRACTED SERVICES	0	0	0	0	0	140,000	0%	0%
101 48---	OTHER GOVERNMENT AND CITIZENS	0	0	0	0	0	153,500	0%	0%
49000	OTHER SOURCES (NON-REVENUE)								
101 49700	INSURANCE RECOVERY	0	0	0	2,263	2,263	0	0%	0%
101 49800	TRANSFERS IN	0	0	0	0	0	2,050,000	0%	0%
101 49810	CITY GENERAL FUND TRANSFER	0	7,250	21,750	7,250	-14,500	95,720	13%	8%
101 49951	RESERVE-DATA PROC.FEE (REG OF	0	0	0	0	0	5,000	0%	0%
101 49997	COMMITTED- ETSU PERF ART CTR	0	0	0	0	0	100,000	0%	0%
101 49---	OTHER SOURCES (NON-REVENUE)	0	7,250	21,750	9,513	-12,237	2,250,720	1%	0%
101 -----	GENERAL FUND	2,794,352	989,418	3,962,789	2,808,037	-1,154,750	43,090,051	9%	7%
		=====	=====	=====	=====	=====	=====	=====	=====

Fnd Acct	Description	2020-21 August	2021-22 August	2020-21 YTD	2021-22 YTD	YTD INCREASE (DECREASE)	2021-22 BUDGET	2020-21 BUDGET %	2021-22 BUDGET %
116	SOLID WASTE/SANITATION								
40000	TOTAL LOCAL TAXES								
116 40110	CURRENT PROPERTY TAX	0	0	523	37	-486	1,158,288	0%	0%
116 40120	TRUSTEE COLLECTIONS - PRIOR YR	4,615	1,548	12,314	3,436	-8,878	36,570	40%	9%
116 40125	TRUSTEE COLLECTIONS - BANKRUPT	34	10	46	10	-36	390	9%	2%
116 40130	COURT COLLECTIONS - PRIOR YRS	1,491	700	2,351	1,584	-767	9,140	26%	17%
116 40140	INTEREST AND PENALTY	781	304	1,581	662	-919	7,840	22%	8%
116 40161	PILOT - TVA	0	0	0	0	0	90	0%	0%
116 40162	PILOT - LOCAL UTILITIES	0	0	0	0	0	19,590	0%	0%
116 40163	PILOT - OTHER	0	0	0	0	0	260	0%	0%
116 40270	BUSINESS TAX	0	-684	0	0	0	32,650	0%	0%
116 40320	BANK EXCISE TAX	0	0	0	0	0	3,130	0%	0%
116 40---	TOTAL LOCAL TAXES	6,921	1,878	16,815	5,729	-11,086	1,267,948	2%	0%
41000	TOTAL LICENSES AND PERMITS								
116 41110	MARRIAGE LICENSE	12	14	27	27	1	130	27%	21%
116 41---	TOTAL LICENSES AND PERMITS	12	14	27	27	1	130	27%	21%
43000	CHARGES FOR CURRENT SERVICES								
116 43114	SOLID WASTE DISPOSAL FEE	0	0	0	0	0	5,000	0%	0%
116 43116	SURCHARGE-WASTE TIRE DISPOSAL	-636	8,718	519	9,359	8,840	85,000	1%	11%
116 43---	CHARGES FOR CURRENT SERVICES	-636	8,718	519	9,359	8,840	90,000	1%	10%
44000	TOTAL OTHER LOCAL REVENUE								
116 44110	INVESTMENT INCOME	113	39	377	105	-272	0	7%	0%
116 44145	SALE OF RECYCLED MATERIALS	9,986	31,320	10,242	31,320	21,078	150,000	10%	21%
116 44530	SALE OF EQUIPMENT	0	45,500	0	45,500	45,500	0	0%	0%
116 44---	TOTAL OTHER LOCAL REVENUE	10,099	76,859	10,619	76,925	66,306	150,000	10%	51%
46000	STATE OF TENNESSEE								
116 46990	OTHER STATE REVENUES	0	0	0	0	0	90,000	0%	0%
116 46---	STATE OF TENNESSEE	0	0	0	0	0	90,000	0%	0%
116 -----	SOLID WASTE/SANITATION	16,396	87,469	27,980	92,040	64,061	1,598,078	2%	6%
		=====	=====	=====	=====	=====	=====	=====	=====

Fnd Acct	Description	2020-21 August	2021-22 August	2020-21 YTD	2021-22 YTD	YTD INCREASE (DECREASE)	2021-22 BUDGET	2020-21 BUDGET %	2021-22 BUDGET %
122	DRUG FUND								
42000	FINES								
122 42240	DRUG CONTROL FINES	324	57	424	962	538	3,000	14%	32%
122 42340	DRUG CONTROL FINES	991	2,153	1,045	2,658	1,612	7,000	15%	38%
122 42---	FINES	1,315	2,210	1,469	3,620	2,150	10,000	7%	36%
44000	TOTAL OTHER LOCAL REVENUE								
122 44110	INVESTMENT INCOME	300	57	626	119	-507	2,000	9%	6%
122 44530	SALE OF EQUIPMENT	0	15,105	0	15,105	15,105	0	0%	0%
122 44990	OTHER LOCAL REVENUES	0	0	0	6,000	6,000	0	0%	0%
122 44---	TOTAL OTHER LOCAL REVENUE	300	15,162	626	21,224	20,598	2,000	4%	1,061%
122 -----	DRUG FUND	1,615	17,372	2,095	24,844	22,748	12,000	6%	207%
		=====	=====	=====	=====	=====	=====	=====	=====

Fnd Acct	Description	2020-21 August	2021-22 August	2020-21 YTD	2021-22 YTD	YTD INCREASE (DECREASE)	2021-22 BUDGET	2020-21 BUDGET %	2021-22 BUDGET %
127	ARPA - SPECIAL REVENUE								
44000	TOTAL OTHER LOCAL REVENUE								
127 44110	INVESTMENT INCOME	0	534	0	1,050	1,050	0	0%	0%
127 44---	TOTAL OTHER LOCAL REVENUE	0	534	0	1,050	1,050	0	0%	0%
47000	FEDERAL GOVERNMENT								
127 47901	AMERICAN RESCUE PLAN ACT	0	0	0	0	0	600,000	0%	0%
127 47---	FEDERAL GOVERNMENT	0	0	0	0	0	600,000	0%	0%
127 -----	ARPA - SPECIAL REVENUE	0	534	0	1,050	1,050	600,000	0%	0%
		=====	=====	=====	=====	=====	=====	=====	=====

Fnd Acct	Description	2020-21	2021-22	2020-21	2021-22	YTD INCREASE	2021-22	2020-21	2021-22
		August	August	YTD	YTD	(DECREASE)	BUDGET	BUDGET %	BUDGET %
131	HIGHWAY FUND								
40000	TOTAL LOCAL TAXES								
131 40110	CURRENT PROPERTY TAX	0	0	2,441	172	-2,269	4,467,122	0%	0%
131 40120	TRUSTEE COLLECTIONS - PRIOR YR	21,534	7,226	57,459	16,035	-41,424	141,040	39%	11%
131 40125	TRUSTEE COLLECTIONS - BANKRUPT	193	45	253	45	-207	1,510	5%	3%
131 40130	COURT COLLECTIONS - PRIOR YRS	6,958	3,267	10,970	7,390	-3,580	35,260	26%	21%
131 40140	INTEREST AND PENALTY	3,668	1,421	7,404	3,092	-4,313	30,220	22%	10%
131 40161	PILOT - TVA	0	0	0	0	0	360	0%	0%
131 40162	PILOT - LOCAL UTILITIES	0	0	0	0	0	75,560	0%	0%
131 40163	PILOT - OTHER	0	0	0	0	0	17,000	0%	0%
131 40270	BUSINESS TAX	0	3,265	0	6,458	6,458	142,830	0%	5%
131 40280	MINERAL SEVERANCE TAX	0	0	0	4,552	4,552	15,000	0%	30%
131 40320	BANK EXCISE TAX	0	0	0	0	0	23,000	0%	0%
131 40---	TOTAL LOCAL TAXES	32,353	15,224	78,527	37,744	-40,783	4,948,902	2%	1%
41000	TOTAL LICENSES AND PERMITS								
131 41110	MARRIAGE LICENSE	58	55	124	115	-9	500	18%	23%
131 41590	OTHER PERMITS	0	0	0	0	0	300	0%	0%
131 41---	TOTAL LICENSES AND PERMITS	58	55	124	115	-9	800	18%	14%
44000	TOTAL OTHER LOCAL REVENUE								
131 44110	INVESTMENT INCOME	5,015	1,183	10,926	2,562	-8,364	125,000	9%	2%
131 44120	LEASE/RENTALS	11,290	11,439	15,523	15,728	205	135,000	11%	12%
131 44130	SALE OF MATERIALS AND SUPPLIES	0	0	235	272	37	0	0%	0%
131 44---	TOTAL OTHER LOCAL REVENUE	16,305	12,622	26,684	18,562	-8,122	260,000	10%	7%
46000	STATE OF TENNESSEE								
131 46920	GASOLINE AND MOTOR FUEL TAX	0	300,987	0	593,654	593,654	3,000,000	0%	20%
131 46930	PETROLEUM SPECIAL TAX	0	7,395	0	14,789	14,789	88,735	0%	17%
131 46---	STATE OF TENNESSEE	0	308,382	0	608,443	608,443	3,088,735	0%	20%
48000	OTHER GOVERNMENT AND CITIZENS								
131 48120	PAVING AND MAINTENANCE	0	8,615	0	8,615	8,615	0	0%	0%
131 48---	OTHER GOVERNMENT AND CITIZENS	0	8,615	0	8,615	8,615	0	0%	0%
131 -----	HIGHWAY FUND	48,716	344,898	105,335	673,479	568,144	8,298,437	1%	8%
		=====	=====	=====	=====	=====	=====	=====	=====

Fnd Acct	Description	2020-21 August	2021-22 August	2020-21 YTD	2021-22 YTD	YTD INCREASE (DECREASE)	2021-22 BUDGET	2020-21 BUDGET %	2021-22 BUDGET %
151	GENERAL DEBT SERVICE FUND								
40000	TOTAL LOCAL TAXES								
151 40110	CURRENT PROPERTY TAX	0	0	6,450	453	-5,997	12,244,660	0%	0%
151 40120	TRUSTEE COLLECTIONS - PRIOR YR	56,913	19,098	151,856	42,378	-109,478	386,600	39%	11%
151 40125	TRUSTEE COLLECTIONS - BANKRUPT	434	120	588	120	-468	4,150	12%	3%
151 40130	COURT COLLECTIONS - PRIOR YRS	18,389	8,633	28,993	19,532	-9,461	82,840	26%	24%
151 40140	INTEREST AND PENALTY	9,647	3,755	19,513	8,171	-11,342	82,840	22%	10%
151 40161	PILOT - TVA	0	0	0	0	0	990	0%	0%
151 40162	PILOT - LOCAL UTILITIES	0	0	0	0	0	207,090	0%	0%
151 40163	PILOT - OTHER	0	0	0	0	0	2,760	0%	0%
151 40266	LITIGATION TAX - JAIL	19,962	19,399	39,535	43,287	3,752	228,000	12%	19%
151 40270	BUSINESS TAX	0	8,950	0	17,388	17,388	345,150	0%	5%
151 40320	BANK EXCISE TAX	0	0	0	0	0	33,130	0%	0%
151 40---	TOTAL LOCAL TAXES	105,345	59,955	246,935	131,329	-115,606	13,618,210	2%	1%
41000	TOTAL LICENSES AND PERMITS								
151 41110	MARRIAGE LICENSE	152	150	327	309	-18	1,380	22%	22%
151 41---	TOTAL LICENSES AND PERMITS	152	150	327	309	-18	1,380	22%	22%
44000	TOTAL OTHER LOCAL REVENUE								
151 44110	INVESTMENT INCOME	5,323	1,034	11,448	2,279	-9,169	83,000	7%	3%
151 44---	TOTAL OTHER LOCAL REVENUE	5,323	1,034	11,448	2,279	-9,169	83,000	7%	3%
49000	OTHER SOURCES (NON-REVENUE)								
151 49800	TRANSFERS IN	0	0	0	0	0	81,000	0%	0%
151 49---	OTHER SOURCES (NON-REVENUE)	0	0	0	0	0	81,000	0%	0%
151 -----	GENERAL DEBT SERVICE FUND	110,820	61,139	258,710	133,917	-124,793	13,783,590	2%	1%
		=====	=====	=====	=====	=====	=====	=====	=====

Fnd Acct	Description	2020-21 August	2021-22 August	2020-21 YTD	2021-22 YTD	YTD INCREASE (DECREASE)	2021-22 BUDGET	2020-21 BUDGET %	2021-22 BUDGET %
152	RURAL DEBT SERVICE								
44000	TOTAL OTHER LOCAL REVENUE								
152 44110	INVESTMENT INCOME	9	2	236	49	-188	0	13%	0%
152 44---	TOTAL OTHER LOCAL REVENUE	9	2	236	49	-188	0	13%	0%
49000	OTHER SOURCES (NON-REVENUE)								
152 49800	TRANSFERS IN	0	0	0	0	0	260,000	0%	0%
152 49---	OTHER SOURCES (NON-REVENUE)	0	0	0	0	0	260,000	0%	0%
152 -----	RURAL DEBT SERVICE	9	2	236	49	-188	260,000	0%	0%
		=====	=====	=====	=====	=====	=====	=====	=====

Fnd Acct	Description	2020-21	2021-22	2020-21	2021-22	YTD INCREASE (DECREASE)	2021-22	2020-21	2021-22
		August	August	YTD	YTD		BUDGET	BUDGET %	BUDGET %
171	GENERAL CAPITAL PROJECTS FUND								
40000	TOTAL LOCAL TAXES								
171 40110	CURRENT PROPERTY TAX	0	0	3,581	37	-3,545	992,820	0%	0%
171 40120	TRUSTEE COLLECTIONS - PRIOR YR	30,763	1,484	82,084	3,449	-78,635	31,340	262%	11%
171 40125	TRUSTEE COLLECTIONS - BANKRUPT	308	65	394	65	-329	340	0%	19%
171 40130	COURT COLLECTIONS - PRIOR YRS	9,940	700	15,672	6,591	-9,081	6,720	174%	98%
171 40140	INTEREST AND PENALTY	5,248	292	10,593	1,896	-8,697	6,720	147%	28%
171 40161	PILOT - TVA	0	0	0	0	0	80	0%	0%
171 40162	PILOT - LOCAL UTILITIES	0	0	0	0	0	16,790	0%	0%
171 40163	PILOT - OTHER	0	0	404	0	-404	220	269%	0%
171 40270	BUSINESS TAX	0	726	0	1,410	1,410	27,990	0%	5%
171 40320	BANK EXCISE TAX	0	0	0	0	0	2,690	0%	0%
171 40---	TOTAL LOCAL TAXES	46,259	3,267	112,728	13,448	-99,281	1,085,710	11%	1%
41000	TOTAL LICENSES AND PERMITS								
171 41110	MARRIAGE LICENSE	12	12	12	25	13	110	16%	23%
171 41---	TOTAL LICENSES AND PERMITS	12	12	12	25	13	110	16%	23%
44000	TOTAL OTHER LOCAL REVENUE								
171 44110	INVESTMENT INCOME	8,899	2,074	19,063	4,503	-14,560	24,000	8%	19%
171 44120	LEASE/RENTALS	0	0	0	0	0	59,250	0%	0%
171 44---	TOTAL OTHER LOCAL REVENUE	8,899	2,074	19,063	4,503	-14,560	83,250	7%	5%
171 -----	GENERAL CAPITAL PROJECTS FUND	55,170	5,353	131,803	17,976	-113,828	1,169,070	10%	2%
		=====	=====	=====	=====	=====	=====	=====	=====

Fnd Acct	Description	2020-21	2021-22	2020-21	2021-22	YTD INCREASE	2021-22	2020-21	2021-22
		August	August	YTD	YTD	(DECREASE)	BUDGET	BUDGET %	BUDGET %
177	EDUCATION CAPITAL PROJECTS								
40000	TOTAL LOCAL TAXES								
177 40110	CURRENT PROPERTY TAX	0	0	0	208	208	5,625,930	0%	0%
177 40120	TRUSTEE COLLECTIONS - PRIOR YR	0	8,839	0	19,454	19,454	177,610	0%	11%
177 40125	TRUSTEE COLLECTIONS - BANKRUPT	0	0	0	0	0	1,910	0%	0%
177 40130	COURT COLLECTIONS - PRIOR YRS	0	3,967	0	3,967	3,967	38,060	0%	10%
177 40140	INTEREST AND PENALTY	0	1,737	0	2,520	2,520	38,060	0%	7%
177 40161	PILOT - TVA	0	0	0	0	0	460	0%	0%
177 40162	PILOT - LOCAL UTILITIES	0	0	0	0	0	95,150	0%	0%
177 40163	PILOT - OTHER	0	0	0	0	0	1,270	0%	0%
177 40270	BUSINESS TAX	0	4,112	0	7,989	7,989	158,580	0%	5%
177 40320	BANK EXCISE TAX	0	0	0	0	0	15,220	0%	0%
177 40---	TOTAL LOCAL TAXES	0	18,655	0	34,138	34,138	6,152,250	0%	1%
41000	TOTAL LICENSES AND PERMITS								
177 41110	MARRIAGE LICENSE	70	69	70	142	72	630	16%	23%
177 41---	TOTAL LICENSES AND PERMITS	70	69	70	142	72	630	16%	23%
44000	TOTAL OTHER LOCAL REVENUE								
177 44110	INVESTMENT INCOME	0	0	0	0	0	6,000	0%	0%
177 44---	TOTAL OTHER LOCAL REVENUE	0	0	0	0	0	6,000	0%	0%
49000	OTHER SOURCES (NON-REVENUE)								
177 49200	NOTES ISSUED	0	0	0	0	0	2,327,736	0%	0%
177 49---	OTHER SOURCES (NON-REVENUE)	0	0	0	0	0	2,327,736	0%	0%
177 -----	EDUCATION CAPITAL PROJECTS	70	18,724	70	34,280	34,210	8,486,616	0%	0%
		=====	=====	=====	=====	=====	=====	=====	=====

Fnd Acct	Description	2020-21 August	2021-22 August	2020-21 YTD	2021-22 YTD	YTD INCREASE (DECREASE)	2021-22 BUDGET	2020-21 BUDGET %	2021-22 BUDGET %
263	SELF-INSURANCE FUND								
43000	CHARGES FOR CURRENT SERVICES								
263 43101	SELF-INSURANCE PREMIUMS/CONTRI	537,594	545,977	1,075,180	1,097,324	22,144	6,823,122	17%	16%
263 43---	CHARGES FOR CURRENT SERVICES	537,594	545,977	1,075,180	1,097,324	22,144	6,823,122	17%	16%
44000	TOTAL OTHER LOCAL REVENUE								
263 44110	INVESTMENT INCOME	3,190	664	6,624	1,391	-5,233	12,000	10%	12%
263 44160	RETIREE INSURANCE PAYMENTS	3,605	4,410	6,880	9,836	2,956	55,000	11%	18%
263 44---	TOTAL OTHER LOCAL REVENUE	6,795	5,074	13,504	11,227	-2,277	67,000	11%	17%
263 -----	SELF-INSURANCE FUND	544,389	551,051	1,088,684	1,108,551	19,867	6,890,122	17%	16%
		=====	=====	=====	=====	=====	=====	=====	=====

Number of Accounts: 200

\*\*\*\*\* End of report \*\*\*\*\*

# Expense Detail

Fnd	Acct	Obj	Account Level Description	August 2020-21	August 2021-22	MONTHLY DIFFERENCE	2020-21 TOTALS	2020-21 YTD	2021-22 YTD	YTD DIFFERENCE	2021-22 OPEN POS	2021-22 BUDGET	REMAINING BUDGET	% BUDGET USED
101			GENERAL FUND											
51100			COUNTY COMMISSION											
000			000											
101	51100	191	BOARD MEMBER FEES	5,250	5,625	375	66,375	10,875	11,250	375	0	67,500	56,250	17%
101	51100	199	OTHER PER DIEM AND FEES	100	100	0	1,200	200	200	0	0	1,200	1,000	17%
101	51100	201	SOCIAL SECURITY	332	355	23	4,190	687	710	23	0	4,200	3,490	17%
101	51100	204	PENSIONS	298	298	0	3,575	596	596	0	0	3,600	3,004	17%
101	51100	212	EMPLOYER MEDICARE	78	83	5	980	161	166	5	0	990	824	17%
101	51100	312	CONTRACTS - PRIVATE AGENCIES	100	600	500	2,529	100	800	700	1,600	42,000	39,600	6%
101	51100	320	DUES AND MEMBERSHIPS	0	0	0	5,916	5,916	5,916	0	0	10,200	4,284	58%
101	51100	334	MAINTENANCE AGREEMENTS	0	0	0	5,425	3,700	925	-2,775	5,570	12,000	5,505	54%
101	51100	351	RENTALS	0	0	0	95	0	0	0	0	300	300	0%
101	51100	355	TRAVEL	0	0	0	2,202	0	0	0	0	8,000	8,000	0%
101	51100	356	REGISTRATION FEES	140	0	-140	1,500	140	0	-140	0	1,800	1,800	0%
101	51100	422	FOOD SUPPLIES	0	0	0	0	0	0	0	0	1,000	1,000	0%
101	51100	435	OFFICE SUPPLIES	0	0	0	230	0	0	0	62	500	438	12%
101	51100	599	OTHER CHARGES	0	538	538	164	0	538	538	0	2,500	1,962	22%
101	51100	799	OTHER CAPITAL OUTLAY	0	0	0	9,756	0	0	0	0	0	0	0%
101	51100	---		6,298	7,599	1,301	104,137	22,375	21,101	-1,274	7,232	155,790	127,457	18%
101	51100	---		6,298	7,599	1,301	104,137	22,375	21,101	-1,274	7,232	155,790	127,457	18%
=====														
51210			BOARD OF EQUALIZATION											
000			000											
101	51210	191	BOARD & COMMITTEE MEMBERS FE	0	0	0	3,600	0	0	0	0	6,210	6,210	0%
101	51210	---		0	0	0	3,600	0	0	0	0	6,210	6,210	0%
101	51210	---		0	0	0	3,600	0	0	0	0	6,210	6,210	0%
=====														
51300			COUNTY MAYOR/EXECUTIVE											
000			000											
101	51300	101	COUNTY OFFICIAL	11,238	11,463	225	134,855	22,476	22,926	450	0	151,197	128,271	15%
101	51300	103	ASSISTANT(S)	4,262	4,515	254	55,600	8,481	8,903	422	0	59,000	50,097	15%
101	51300	188	BONUS PAYMENTS	0	1,662	1,662	0	0	1,662	1,662	0	1,671	9	99%
101	51300	201	SOCIAL SECURITY	948	1,080	132	11,877	1,906	2,067	161	0	13,136	11,069	16%

Fnd	Acct	Obj	Account Level Description	August 2020-21	August 2021-22	MONTHLY DIFFERENCE	2020-21 TOTALS	2020-21 YTD	2021-22 YTD	YTD DIFFERENCE	2021-22 OPEN POS	2021-22 BUDGET	REMAINING BUDGET	% BUDGET USED
101			GENERAL FUND											
51300			COUNTY MAYOR/EXECUTIVE											
000			000											
101	51300	204	PENSIONS	1,490	1,535	46	18,303	2,975	3,059	84	0	20,201	17,142	15%
101	51300	205	EMPLOYEE AND DEPENDENT INSUR	1,760	1,830	70	21,114	3,519	3,660	141	0	21,965	18,305	17%
101	51300	212	EMPLOYER MEDICARE	222	253	31	2,819	446	483	38	0	3,078	2,595	16%
101	51300	299	OTHER FRINGE BENEFITS	0	0	0	6,600	222	300	78	0	6,600	6,300	5%
101	51300	307	COMMUNICATION (CO MAYOR)	46	46	0	552	46	46	0	0	1,560	1,514	3%
101	51300	312	CONTRACTS - PRIVATE AGENCIES	0	0	0	300	0	0	0	0	0	0	0%
101	51300	320	DUES AND MEMBERSHIPS	0	0	0	2,572	2,000	2,000	0	0	3,000	1,000	67%
101	51300	334	MAINTENANCE AGREEMENTS	360	235	-125	2,733	500	386	-114	1,594	2,400	420	83%
101	51300	348	POSTAL CHARGES (CO MAYOR)	0	0	0	35	0	0	0	0	100	100	0%
101	51300	351	RENTALS	281	281	0	3,407	562	843	281	1,838	3,400	719	79%
101	51300	355	TRAVEL (CO MAYOR)	0	281	281	828	0	317	317	0	4,000	3,683	8%
101	51300	356	REGISTRATION FEES	0	275	275	300	0	425	425	0	800	375	53%
101	51300	399	OTHER CONTRACTED SERVICES	0	0	0	140	0	0	0	0	0	0	0%
101	51300	414	DUPLICATING SUPPLIES	0	0	0	116	116	87	-29	0	300	213	29%
101	51300	435	OFFICE SUPPLIES (CO MAYOR)	0	45	45	207	0	45	45	20	300	235	22%
101	51300	599	OTHER CHARGES	0	0	0	713	0	0	0	0	2,000	2,000	0%
101	51300	---		20,607	23,501	2,896	263,071	43,249	47,209	3,961	3,452	294,708	244,047	17%
101	51300	---		20,607	23,501	2,896	263,071	43,249	47,209	3,961	3,452	294,708	244,047	17%
=====														
51400			COUNTY ATTORNEY											
000			000											
101	51400	105	SUPERVISOR/DIRECTOR	12,000	12,240	240	155,888	21,626	24,360	2,734	0	159,732	135,372	15%
101	51400	133	PARAPROFESSIONALS	3,819	4,062	243	49,752	7,350	8,003	653	0	53,000	44,998	15%
101	51400	188	BONUS PAYMENTS	0	6,169	6,169	0	0	6,169	6,169	0	6,194	25	100%
101	51400	201	SOCIAL SECURITY	947	1,357	410	12,328	1,729	2,316	587	0	13,580	11,264	17%
101	51400	204	PENSIONS	1,520	1,567	46	19,762	2,785	3,110	325	0	20,450	17,340	15%
101	51400	205	EMPLOYEE AND DEPENDENT INSUR	1,760	1,830	70	21,114	3,519	3,660	141	0	21,965	18,305	17%
101	51400	212	EMPLOYER MEDICARE	222	317	96	2,883	404	542	137	0	3,180	2,638	17%
101	51400	312	CONTRACTS - PRIVATE AGENCIES	4	0	-4	26	4	0	-4	200	200	0	100%
101	51400	320	DUES AND MEMBERSHIPS	0	0	0	1,171	150	0	-150	0	1,200	1,200	0%
101	51400	331	LEGAL SERVICES	0	0	0	10,080	0	0	0	0	30,000	30,000	0%
101	51400	332	LEGAL NOTICES	0	27	27	96	0	56	56	0	0	-56	0%
101	51400	333	LICENSES	0	0	0	348	0	0	0	0	0	0	0%

Fnd	Acct	Obj	Account Level Description	August 2020-21	August 2021-22	MONTHLY DIFFERENCE	2020-21 TOTALS	2020-21 YTD	2021-22 YTD	YTD DIFFERENCE	2021-22 OPEN POS	2021-22 BUDGET	REMAINING BUDGET	% BUDGET USED
101			GENERAL FUND											
51400			COUNTY ATTORNEY											
000			000											
101	51400	334	MAINTENANCE AGREEMENTS	82	75	-7	396	157	75	-82	925	1,370	370	73%
101	51400	348	POSTAL CHARGES	0	0	0	162	0	0	0	0	200	200	0%
101	51400	349	PRINTING	0	0	0	165	0	0	0	0	0	0	0%
101	51400	351	RENTALS	0	0	0	168	0	0	0	168	200	32	84%
101	51400	355	TRAVEL	0	605	605	0	0	605	605	0	1,000	395	60%
101	51400	356	REGISTRATION FEES	0	0	0	125	0	0	0	0	1,000	1,000	0%
101	51400	411	DATA PROCESSING SUPPLIES	0	0	0	0	0	0	0	0	200	200	0%
101	51400	435	OFFICE SUPPLIES	161	116	-45	1,390	248	135	-113	78	1,500	1,287	14%
101	51400	437	PERIODICALS	47	686	639	5,154	284	923	639	4,473	5,500	103	98%
101	51400	499	OTHER SUPPLIES AND MATERIALS	0	0	0	0	0	0	0	0	400	400	0%
101	51400	599	OTHER CHARGES	0	0	0	0	0	0	0	0	500	500	0%
101	51400	709	DATA PROCESSING EQUIPMENT	0	0	0	0	0	0	0	0	6,000	6,000	0%
101	51400	---		20,562	29,051	8,489	281,008	38,256	49,954	11,697	5,844	327,371	271,573	17%
101	51400	---		20,562	29,051	8,489	281,008	38,256	49,954	11,697	5,844	327,371	271,573	17%
=====														
51500			ELECTION COMMISSION											
000			000											
101	51500	101	COUNTY OFFICIAL (REGISTRAR)	7,237	7,382	145	86,845	14,474	14,764	290	0	97,368	82,604	15%
101	51500	106	DEPUTIES	14,013	13,638	-375	167,389	27,309	27,141	-168	0	179,724	152,583	15%
101	51500	169	PART-TIME PERSONNEL	53,761	0	-53,761	131,909	53,882	0	-53,882	0	56,916	56,916	0%
101	51500	188	BONUS PAYMENTS	0	4,130	4,130	0	0	4,130	4,130	0	4,130	0	100%
101	51500	192	ELECTION COMMISSION	0	0	0	20,500	0	0	0	0	20,910	20,910	0%
101	51500	193	ELECTION WORKERS	33,685	0	-33,685	71,135	33,685	0	-33,685	0	34,680	34,680	0%
101	51500	201	SOCIAL SECURITY	4,440	1,447	-2,993	24,356	5,606	2,639	-2,967	0	24,465	21,826	11%
101	51500	204	PENSIONS	1,998	1,748	-250	22,518	3,971	3,485	-486	0	26,634	23,149	13%
101	51500	205	EMPLOYEE AND DEPENDENT INSUR	6,242	6,327	86	64,823	12,483	12,037	-446	0	77,896	65,859	15%
101	51500	212	EMPLOYER MEDICARE	1,061	339	-723	5,719	1,334	617	-717	0	5,727	5,110	11%
101	51500	299	OTHER FRINGE BENEFITS	0	0	0	0	111	0	-111	0	400	400	0%
101	51500	307	COMMUNICATION (ELEC.COMM.)	0	0	0	111	0	0	0	0	1,160	1,160	0%
101	51500	312	CONTRACTS - PRIVATE AGENCIES	169	78	-91	2,586	186	95	-91	455	1,800	1,250	31%
101	51500	317	DATA PROCESSING SERVICES	3,970	0	-3,970	14,214	4,395	0	-4,395	11,500	15,500	4,000	74%
101	51500	320	DUES AND MEMBERSHIPS	0	0	0	0	0	0	0	0	650	650	0%
101	51500	332	LEGAL NOTICES	3,363	0	-3,363	7,830	3,363	0	-3,363	7,600	8,000	400	95%

Fnd	Acct	Obj	Account Level Description	August 2020-21	August 2021-22	MONTHLY DIFFERENCE	2020-21 TOTALS	2020-21 YTD	2021-22 YTD	YTD DIFFERENCE	2021-22 OPEN POS	2021-22 BUDGET	REMAINING BUDGET	% BUDGET USED
101			GENERAL FUND											
51500			ELECTION COMMISSION											
000			000											
101	51500	334	MAINTENANCE AGREEMENTS	0	7,150	7,150	23,442	19,602	11,102	-8,500	8,523	21,900	2,275	90%
101	51500	348	POSTAL CHARGES (ELECTION COM	0	0	0	0	0	7,000	7,000	0	16,000	9,000	44%
101	51500	349	PRINTING	8,535	0	-8,535	20,882	10,184	0	-10,184	9,700	10,000	300	97%
101	51500	350	INTERNET CONNECTIVITY	0	0	0	915	181	0	-181	0	2,040	2,040	0%
101	51500	351	RENTALS (ELECTION COMM)	7,859	469	-7,390	76,169	14,318	469	-13,849	25,011	25,480	0	100%
101	51500	355	TRAVEL (ELECTION COMM)	662	2,481	1,819	1,294	662	2,481	1,819	0	10,100	7,620	25%
101	51500	356	REGISTRATION FEES	0	500	500	0	0	500	500	0	5,000	4,500	10%
101	51500	399	OTHER CONTRACTED SERVICES	0	0	0	17,150	0	0	0	0	9,000	9,000	0%
101	51500	411	DATA PROCESSING SUPPLIES	1,087	204	-883	5,292	1,321	204	-1,117	3,581	8,000	4,215	47%
101	51500	414	DUPLICATING SUPPLIES	360	0	-360	639	360	0	-360	500	2,000	1,500	25%
101	51500	415	ELECTRICITY	909	0	-909	6,320	909	0	-909	0	7,500	7,500	0%
101	51500	434	NATURAL GAS	0	0	0	963	0	0	0	0	1,800	1,800	0%
101	51500	435	OFFICE SUPPLIES (ELECTION CO	697	1,750	1,053	4,413	740	1,750	1,010	1,213	4,300	1,336	69%
101	51500	454	WATER AND SEWER	0	0	0	622	0	0	0	0	720	720	0%
101	51500	471	SOFTWARE	0	0	0	0	0	0	0	0	100	100	0%
101	51500	502	INSURANCE-BLDG AND CONTENTS	0	0	0	0	0	13,745	13,745	0	0	-13,745	0%
101	51500	506	LIABILITY INSURANCE	0	0	0	10,215	10,215	10,256	41	0	10,500	244	98%
101	51500	599	OTHER CHARGES (ELECTION COMM	0	0	0	0	0	0	0	0	200	200	0%
101	51500	709	DATA PROCESSING EQUIPMENT	0	0	0	4,337	0	0	0	9,185	10,500	1,315	87%
101	51500	---		150,048	47,643	-102,405	792,588	219,291	112,415	-106,876	77,268	701,100	511,417	27%
631			REDISTRICT DECENNIAL CENSUS											
101	51500	348	POSTAGE FOR REDISTRICTING	0	0	0	0	0	0	0	0	86,250	86,250	0%
101	51500	---		0	0	0	0	0	0	0	0	86,250	86,250	0%
101	51500	---		150,048	47,643	-102,405	792,588	219,291	112,415	-106,876	77,268	787,350	597,667	24%
				=====	=====	=====	=====	=====	=====	=====	=====	=====	=====	=====
51600			REGISTER OF DEEDS											
000			000											
101	51600	101	COUNTY OFFICIAL	8,041	8,202	161	96,494	16,082	16,404	322	0	108,187	91,783	15%
101	51600	106	DEPUTIES	19,745	20,138	393	257,608	39,296	40,079	783	0	262,800	222,722	15%
101	51600	121	DATA PROCESSING PERSONNEL	0	0	0	0	0	0	0	0	6,174	6,174	0%

Fnd	Acct	Obj	Account Level Description	August 2020-21	August 2021-22	MONTHLY DIFFERENCE	2020-21 TOTALS	2020-21 YTD	2021-22 YTD	YTD DIFFERENCE	2021-22 OPEN POS	2021-22 BUDGET	REMAINING BUDGET	% BUDGET USED
101			GENERAL FUND											
51600			REGISTER OF DEEDS											
000			000											
101	51600	169	PART-TIME PERSONNEL	1,040	1,120	80	13,312	2,080	2,152	72	0	14,994	12,842	14%
101	51600	188	BONUS PAYMENTS	0	8,111	8,111	0	0	8,111	8,111	0	8,111	0	100%
101	51600	201	SOCIAL SECURITY	1,652	2,195	543	21,137	3,296	3,873	577	0	24,805	20,932	16%
101	51600	204	PENSIONS	2,670	2,723	53	34,029	5,322	5,428	106	0	35,498	30,070	15%
101	51600	205	EMPLOYEE AND DEPENDENT INSUR	7,250	7,539	290	86,994	14,499	15,079	580	0	90,480	75,401	17%
101	51600	212	EMPLOYER MEDICARE	386	513	127	4,944	771	906	135	0	5,802	4,896	16%
101	51600	299	OTHER FRINGE BENEFITS	0	0	0	54	54	54	0	0	0	-54	0%
101	51600	307	COMMUNICATION (REG.OF DEEDS)	19	19	0	227	19	19	0	0	240	221	8%
101	51600	312	CONTRACTS - PRIVATE AGENCIES	27	0	-27	186	27	31	5	919	500	-450	190%
101	51600	320	DUES AND MEMBERSHIPS	160	160	0	973	948	948	0	0	1,300	352	73%
101	51600	334	MAINTENANCE AGREEMENTS	56	61	4	18,892	18,330	19,239	909	978	22,800	2,582	89%
101	51600	348	POSTAL CHARGES (REGISTER)	0	427	427	1,309	0	427	427	1,073	1,500	0	100%
101	51600	351	RENTALS (REGISTER)	266	0	-266	2,020	399	266	-133	1,809	2,800	725	74%
101	51600	355	TRAVEL (REGISTER)	0	0	0	967	0	0	0	0	1,500	1,500	0%
101	51600	356	REGISTRATION FEES	0	0	0	0	0	0	0	0	450	450	0%
101	51600	411	DATA PROCESSING SUPPLIES	1,197	0	-1,197	6,479	1,197	1,795	598	0	7,500	5,705	24%
101	51600	414	DUPLICATING SUPPLIES	795	750	-45	945	795	750	-45	0	1,300	550	58%
101	51600	435	OFFICE SUPPLIES (REGISTER)	284	1,035	751	9,247	284	1,035	751	166	10,000	8,799	12%
101	51600	437	PERIODICALS (REGISTER)	0	0	0	0	0	0	0	200	200	0	100%
101	51600	599	OTHER CHARGES (REGISTER)	0	0	0	0	0	0	0	0	500	500	0%
101	51600	709	DATA PROCESSING EQUIPMENT	0	0	0	0	0	0	0	1,333	5,000	3,667	27%
101	51600	---		43,588	52,993	9,405	555,817	103,399	116,596	13,198	6,478	612,441	489,367	20%
806			DATA PROCESSING - REGISTER											
101	51600	317	DATA PROCESSING SERVICES	0	0	0	0	0	0	0	0	2,623	2,623	0%
101	51600	471	DATA PROCESSING - REGISTER	0	0	0	0	0	0	0	540	0	-540	0%
101	51600	---		0	0	0	0	0	0	0	540	2,623	2,083	21%
101	51600	---		43,588	52,993	9,405	555,817	103,399	116,596	13,198	7,018	615,064	491,450	20%
				=====	=====	=====	=====	=====	=====	=====	=====	=====	=====	=====

Fnd	Acct	Obj	Account Level Description	August 2020-21	August 2021-22	MONTHLY DIFFERENCE	2020-21 TOTALS	2020-21 YTD	2021-22 YTD	YTD DIFFERENCE	2021-22 OPEN POS	2021-22 BUDGET	REMAINING BUDGET	% BUDGET USED
101			GENERAL FUND											
51720			PLANNING											
000			000											
101	51720	103	PLANNING ASSISTANTS	6,440	6,569	129	84,017	12,816	13,073	256	0	85,782	72,710	15%
101	51720	105	SUPERVISOR'DIRECTOR	4,977	5,076	99	64,935	9,905	10,103	197	0	66,300	56,198	15%
101	51720	188	BONUS PAYMENTS	0	4,452	4,452	0	0	4,452	4,452	0	4,473	21	100%
101	51720	191	BOARD AND COMMITTEE MEMBERS	240	180	-60	3,936	600	660	60	0	4,000	3,340	17%
101	51720	201	SOCIAL SECURITY	692	982	290	9,120	1,384	1,699	315	0	9,710	8,011	17%
101	51720	204	PENSIONS	1,097	1,119	22	14,306	2,184	2,227	44	0	14,620	12,393	15%
101	51720	205	EMPLOYEE AND DEPENDENT INSUR	1,580	1,643	63	18,954	3,159	3,285	126	0	19,718	16,433	17%
101	51720	212	EMPLOYER MEDICARE	162	230	68	2,133	324	397	74	0	2,280	1,883	17%
101	51720	320	DUES AND MEMBERSHIPS	0	285	285	582	0	285	285	0	800	515	36%
101	51720	332	LEGAL NOTICES RECORDING	110	164	54	1,121	110	164	54	1,336	1,500	0	100%
101	51720	334	MAINTENANCE AGREEMENTS	0	0	0	9,750	0	0	0	9,750	9,750	0	100%
101	51720	355	TRAVEL	0	0	0	0	0	0	0	0	1,000	1,000	0%
101	51720	356	REGISTRATION FEES	0	0	0	450	0	0	0	0	700	700	0%
101	51720	---		15,298	20,700	5,402	209,304	30,482	36,345	5,863	11,086	220,633	173,204	21%
101	51720	---		15,298	20,700	5,402	209,304	30,482	36,345	5,863	11,086	220,633	173,204	21%
=====														
51750			CODES COMPLIANCE											
000			000											
101	51750	103	ASSISTANT(S)	2,480	2,529	49	32,350	4,935	5,033	98	0	33,048	28,015	15%
101	51750	105	CODES COMPLIANCE DIRECTOR	4,643	4,736	93	60,571	9,240	9,425	184	0	61,812	52,388	15%
101	51750	188	BONUS PAYMENTS	0	4,051	4,051	0	0	4,051	4,051	0	4,071	20	100%
101	51750	189	OTHER SALARIES & WAGES	932	3,332	2,399	42,605	7,736	6,630	-1,106	0	43,554	36,924	15%
101	51750	201	SOCIAL SECURITY	474	865	391	7,920	1,277	1,473	196	0	9,710	8,237	15%
101	51750	204	PENSIONS	774	1,018	244	13,024	2,106	2,027	-79	0	13,310	11,283	15%
101	51750	205	EMPLOYEE AND DEPENDENT INSUR	3,524	4,067	543	47,134	8,029	8,134	105	0	48,807	40,673	17%
101	51750	212	EMPLOYER MEDICARE	111	202	92	1,852	299	344	46	0	2,070	1,726	17%
101	51750	307	COMMUNICATION	0	430	430	3,420	292	715	423	0	5,700	4,985	13%
101	51750	312	CONTRACTS - PRIVATE AGENCIES	13	0	-13	322	13	0	-13	150	150	0	100%
101	51750	320	DUES AND MEMBERSHIPS	425	0	-425	1,262	425	425	0	0	600	175	71%
101	51750	332	LEGAL NOTICES	0	0	0	0	0	0	0	0	400	400	0%
101	51750	333	LICENSES	0	0	0	73	23	0	-23	0	45	45	0%
101	51750	334	MAINTENANCE AGREEMENTS	0	216	216	9,561	107	412	305	8,888	10,220	920	91%
101	51750	338	MAINTENANCE & REPAIR - VEHIC	75	12	-63	111	75	12	-63	0	500	488	2%

Fnd	Acct	Obj	Account Level Description	August 2020-21	August 2021-22	MONTHLY DIFFERENCE	2020-21 TOTALS	2020-21 YTD	2021-22 YTD	YTD DIFFERENCE	2021-22 OPEN POS	2021-22 BUDGET	REMAINING BUDGET	% BUDGET USED
101			GENERAL FUND											
51750			CODES COMPLIANCE											
000			000											
101	51750	348	POSTAL CHARGES	0	0	0	0	0	650	650	0	650	0	100%
101	51750	351	RENTALS	0	288	288	5,413	412	576	164	1,780	7,500	5,144	31%
101	51750	355	TRAVEL	0	0	0	454	226	472	246	0	1,000	528	47%
101	51750	356	REGISTRATION FEES	0	0	0	388	0	0	0	0	1,350	1,350	0%
101	51750	411	DATA PROCESSING SUPPLIES	0	0	0	1,086	0	0	0	0	2,000	2,000	0%
101	51750	414	DUPLICATING SUPPLIES (CODES	0	0	0	548	0	0	0	0	600	600	0%
101	51750	422	FOOD SUPPLIES	0	0	0	0	0	0	0	0	100	100	0%
101	51750	425	GASOLINE	389	576	187	5,110	389	576	187	5,924	6,800	300	96%
101	51750	435	OFFICE SUPPLIES	0	195	195	3,655	0	195	195	1,114	6,500	5,191	20%
101	51750	437	PERIODICALS	0	0	0	0	0	0	0	0	500	500	0%
101	51750	451	UNIFORMS	0	0	0	794	0	0	0	0	1,000	1,000	0%
101	51750	453	VEHICLE PARTS	0	0	0	92	0	49	49	0	700	651	7%
101	51750	471	SOFTWARE	0	798	798	0	0	798	798	0	0	-798	0%
101	51750	508	SURETY BONDS	0	0	0	100	0	0	0	0	0	0	0%
101	51750	511	VEHICLE AND EQUIPMENT INSURA	0	0	0	1,348	1,348	1,506	158	0	1,400	-106	108%
101	51750	599	OTHER CHARGES	0	0	0	0	0	0	0	0	1,000	1,000	0%
101	51750	709	DATA PROCESSING EQUIPMENT	0	0	0	7,036	0	0	0	5,059	5,500	441	92%
101	51750	711	FURNITURE AND FIXTURES	0	0	0	4,677	0	0	0	0	0	0	0%
101	51750	718	MOTOR VEHICLES	0	0	0	0	0	0	0	33,324	35,000	1,676	95%
101	51750	---		13,840	23,315	9,475	250,906	36,932	43,503	6,571	56,239	305,597	205,856	33%
050			ENVIRONMENTAL COURT CLEAN-UP											
101	51750	162	CLERICAL STAFF - ENV CLEANUP	0	0	0	0	0	0	0	0	44,000	44,000	0%
101	51750	188	BONUS PAYMENTS	0	1,406	1,406	0	0	1,406	1,406	0	1,413	7	100%
101	51750	189	OTHER WAGES - ENV COURT	5,939	4,077	-1,862	47,048	5,939	7,919	1,979	0	53,000	45,082	15%
101	51750	201	SOCIAL SECURITY - ENV CLEANU	337	316	-21	2,660	337	531	193	0	6,110	5,579	9%
101	51750	204	PENSIONS - ENV CLEANUP	571	392	-179	4,521	571	761	190	0	9,330	8,569	8%
101	51750	205	HEALTH INSURANCE - ENV CLEAN	980	618	-362	6,920	980	1,236	255	0	27,134	25,898	5%
101	51750	212	MEDICARE - ENV CLEANUP	79	74	-5	622	79	124	45	0	1,430	1,306	9%
101	51750	307	COMMUNICATION - ENV CLEANUP	0	52	52	624	53	104	51	0	800	696	13%
101	51750	332	LEGAL NOTICES - ENV CLEANUP	0	0	0	0	0	0	0	0	1,400	1,400	0%
101	51750	348	POSTAL CHARGES - ENV CLEANUP	0	0	0	0	0	900	900	0	1,400	500	64%
101	51750	351	RENTALS	0	0	0	0	0	0	0	0	2,400	2,400	0%
101	51750	411	DATA PROCESSING SUPPLIES - E	0	0	0	424	0	0	0	0	500	500	0%

Fnd	Acct	Obj	Account Level Description	August 2020-21	August 2021-22	MONTHLY DIFFERENCE	2020-21 TOTALS	2020-21 YTD	2021-22 YTD	YTD DIFFERENCE	2021-22 OPEN POS	2021-22 BUDGET	REMAINING BUDGET	% BUDGET USED
101			GENERAL FUND											
51750			CODES COMPLIANCE											
050			ENVIRONMENTAL COURT CLEAN-UP											
101	51750	425	GASOLINE - ENV CLEANUP	100	185	85	1,397	100	185	85	1,315	1,800	300	83%
101	51750	435	OFFICE SUPPLIES - ENV CLEANU	0	50	50	551	0	50	50	0	500	450	10%
101	51750	451	UNIFORMS - ENV CLEANUP	0	0	0	165	0	0	0	0	400	400	0%
101	51750	453	VEHICLE PARTS - ENV CLEANUP	0	0	0	465	0	113	113	0	800	687	14%
101	51750	499	OTHER SUPPLIES - ENV CLEANUP	0	0	0	0	0	0	0	0	1,000	1,000	0%
101	51750	511	VEHICLE INS - ENV CLEANUP	0	0	0	363	363	0	-363	0	400	400	0%
101	51750	536	HAZARDOUS WASTE CLEANUP	0	0	0	13,770	0	0	0	0	52,000	52,000	0%
101	51750	709	DATA PROCESS EQPT - ENV CLEA	0	0	0	1,720	0	0	0	0	1,800	1,800	0%
101	51750	711	FURNITURE AND FIXTURES - ENV	0	0	0	4,499	0	0	0	0	800	800	0%
101	51750	---		8,006	7,170	-836	85,749	8,422	13,329	4,904	1,315	208,417	193,774	7%
101	51750	---		21,846	30,485	8,639	336,655	45,354	56,832	11,475	57,554	514,014	399,630	22%
=====														
51800			COUNTY BUILDINGS											
000			000											
101	51800	334	MAINTENANCE AGREEMENTS	5,140	1,447	-3,694	44,061	16,312	15,165	-1,147	29,753	63,650	18,732	71%
101	51800	335	MAINTENANCE & REPAIR - BLDGS	9,312	785	-8,527	21,204	9,312	785	-8,527	26,715	35,000	7,500	79%
101	51800	336	MAINTENANCE AND REPAIR EQUIP	0	0	0	7,100	0	0	0	4,000	7,500	3,500	53%
101	51800	347	PEST CONTROL	0	0	0	2,115	2,115	2,115	0	0	3,000	885	71%
101	51800	351	RENTALS	651	477	-175	5,783	651	477	-175	3,230	8,200	4,493	45%
101	51800	361	PERMITS	120	0	-120	175	120	0	-120	0	300	300	0%
101	51800	410	CUSTODIAL SUPPLIES	1,350	3,124	1,773	19,478	1,350	3,580	2,230	2,262	23,000	17,158	25%
101	51800	415	ELECTRICITY	19,306	18,753	-553	190,573	19,306	18,753	-553	0	190,000	171,247	10%
101	51800	418	EQUIPMENT AND MACHINERY PART	0	0	0	6	0	0	0	0	0	0	0%
101	51800	425	GASOLINE	0	0	0	0	0	0	0	50	50	0	100%
101	51800	434	NATURAL GAS	1,110	1,189	80	26,332	1,110	1,189	80	0	31,500	30,311	4%
101	51800	454	WATER AND SEWER	759	784	25	8,532	820	784	-37	0	11,000	10,216	7%
101	51800	499	OTHER SUPPLIES AND MATERIALS	0	0	0	177	0	0	0	0	0	0	0%
101	51800	502	BUILDING AND CONTENTS INSURA	0	0	0	55,585	30,632	14,002	-16,630	0	57,500	43,498	24%
101	51800	599	OTHER CHARGES	0	0	0	0	0	0	0	0	12,000	12,000	0%
101	51800	---		37,748	26,559	-11,191	381,121	81,728	56,850	-24,879	66,010	442,700	319,840	28%
101	51800	---		37,748	26,559	-11,191	381,121	81,728	56,850	-24,879	66,010	442,700	319,840	28%
=====														

Fnd	Acct	Obj	Account Level Description	August 2020-21	August 2021-22	MONTHLY DIFFERENCE	2020-21 TOTALS	2020-21 YTD	2021-22 YTD	YTD DIFFERENCE	2021-22 OPEN POS	2021-22 BUDGET	REMAINING BUDGET	% BUDGET USED
101			GENERAL FUND											
51900			OTHER GENERAL ADMINISTRATION											
000			000											
101	51900	166	CUSTODIAL PERSONNEL	4,317	4,403	86	56,322	8,592	8,763	171	0	57,528	48,765	15%
101	51900	169	PART-TIME PERSONNEL	1,096	1,117	22	13,751	2,100	2,222	122	0	14,790	12,568	15%
101	51900	188	BONUS PAYMENTS	0	4,998	4,998	0	0	4,998	4,998	0	64,624	59,626	8%
101	51900	189	OTHER SALARIES & WAGES	7,407	7,785	378	96,637	14,741	15,381	640	0	101,602	86,221	15%
101	51900	201	SOCIAL SECURITY	667	982	315	8,739	1,329	1,666	337	0	11,070	9,404	15%
101	51900	204	PENSIONS	1,127	1,171	45	14,696	2,242	2,320	78	0	15,300	12,980	15%
101	51900	205	EMPLOYEE AND DEPENDENT INSUR	4,505	4,254	-250	52,398	9,009	8,508	-501	0	56,222	47,714	15%
101	51900	212	EMPLOYER MEDICARE	172	252	80	2,248	341	428	87	0	2,590	2,162	17%
101	51900	299	OTHER FRINGE BENEFITS	0	0	0	0	39	0	-39	0	0	0	0%
101	51900	305	AUDIT SERVICES	0	0	0	60,362	0	0	0	0	64,000	64,000	0%
101	51900	307	COMMUNICATION (GENERAL)	4,013	3,140	-873	37,928	6,402	3,466	-2,936	485	7,200	3,250	55%
101	51900	308	CONSULTANTS	0	0	0	7,371	0	0	0	0	20,000	20,000	0%
101	51900	312	CONTRACTS - PRIVATE AGENCIES	153	1,940	1,787	12,464	183	1,999	1,816	1,448	86,660	83,214	4%
101	51900	320	DUES AND MEMBERSHIPS	0	0	0	2,780	0	0	0	0	0	0	0%
101	51900	332	LGL.NOTICES	158	398	241	5,567	158	398	241	3,114	3,500	-12	100%
101	51900	333	LICENSES	0	0	0	123	0	0	0	0	0	0	0%
101	51900	334	MAINTENANCE AGREEMENTS	0	78,239	78,239	75,648	61,406	81,398	19,992	12,467	131,930	38,065	71%
101	51900	348	POSTAL CHARGES	0	0	0	185	0	0	0	0	0	0	0%
101	51900	349	PRINTING	0	0	0	0	0	0	0	0	500	500	0%
101	51900	350	INTERNET CONNECTIVITY	349	2,121	1,773	22,121	934	5,626	4,692	0	37,800	32,174	15%
101	51900	351	RENTALS (GENERAL)	0	90	90	1,752	180	270	90	604	1,080	206	81%
101	51900	355	TRAVEL (GENERAL)	0	0	0	1,358	0	0	0	0	2,000	2,000	0%
101	51900	356	REGISTRATION FEES	0	0	0	0	0	0	0	0	1,000	1,000	0%
101	51900	411	DATA PROCESSING SUPPLIES	0	0	0	59	0	0	0	0	0	0	0%
101	51900	422	FOOD SUPPLIES	0	133	133	81	0	133	133	0	950	817	14%
101	51900	435	OFFICE SUPPLIES	513	0	-513	997	513	257	-256	0	1,400	1,143	18%
101	51900	471	SOFTWARE	0	0	0	789	0	0	0	0	800	800	0%
101	51900	499	OTHER SUPP & MATERI (GENERAL	0	0	0	1,456	0	0	0	200	200	0	100%
101	51900	506	LIABILITY INSURANCE	0	0	0	72,028	21,036	21,725	689	0	75,000	53,275	29%
101	51900	508	PREMIUMS ON CORPORATE SURETY	0	0	0	50	0	0	0	0	0	0	0%
101	51900	510	TRUSTEE'S COMMISSION	24,839	4,153	-20,686	544,712	35,883	8,591	-27,292	0	560,000	551,409	2%
101	51900	511	VEHICLE AND EQUIPMENT INSURA	0	0	0	0	0	381	381	0	0	-381	0%
101	51900	513	WORKER'S COMPENSATION INS.	0	0	0	266,508	266,508	286,012	19,504	0	272,000	-14,012	105%
101	51900	515	LIABILITY CLAIMS	0	0	0	750	0	0	0	0	1,000	1,000	0%
101	51900	530	FINES, ASSESSMENTS, PENALTIE	0	0	0	53	0	23	23	0	0	-23	0%
101	51900	540	TAX RELIEF PROGRAM	902	0	-902	396,408	902	0	-902	0	400,000	400,000	0%

Fnd	Acct	Obj	Account Level Description	August 2020-21	August 2021-22	MONTHLY DIFFERENCE	2020-21 TOTALS	2020-21 YTD	2021-22 YTD	YTD DIFFERENCE	2021-22 OPEN POS	2021-22 BUDGET	REMAINING BUDGET	% BUDGET USED
101			GENERAL FUND											
51900			OTHER GENERAL ADMINISTRATION											
000			000											
101	51900	599	OTHER CHARGES (GENERAL)	0	0	0	21,053	0	0	0	0	30,000	30,000	0%
101	51900	712	HVAC EQUIPMENT	0	0	0	400	0	0	0	0	0	0	0%
101	51900	---		50,218	115,176	64,963	1,777,794	432,498	454,565	22,068	18,318	2,020,746	1,547,865	23%
101	51900	---		50,218	115,176	64,963	1,777,794	432,498	454,565	22,068	18,318	2,020,746	1,547,865	23%
=====														
51910			PRESERVATION OF RECORDS											
000			000											
101	51910	103	ASSISTANTS	2,336	2,382	47	30,471	4,648	4,741	93	0	31,110	26,369	15%
101	51910	105	SUPERVISOR'DIRECTOR	4,983	5,083	100	65,016	9,918	10,116	198	0	66,402	56,286	15%
101	51910	169	PART'TIME PERSONNEL	720	734	14	9,336	1,440	1,247	-193	0	12,875	11,628	10%
101	51910	188	BONUS PAYMENTS	0	3,144	3,144	0	0	3,144	3,144	0	3,144	0	100%
101	51910	201	SOCIAL SECURITY	479	684	204	6,262	954	1,154	200	0	7,030	5,876	16%
101	51910	204	PENSIONS	703	717	14	9,176	1,400	1,428	28	0	9,380	7,952	15%
101	51910	205	EMPLOYEE AND DEPENDENT INSUR	1,580	1,643	63	18,954	3,159	3,285	126	0	19,718	16,433	17%
101	51910	212	EMPLOYER MEDICARE	112	160	48	1,465	223	270	47	0	1,650	1,380	16%
101	51910	304	ARCHITECTS	0	0	0	0	0	0	0	0	100	100	0%
101	51910	334	MAINTENANCE AGREEMENTS	0	0	0	1,270	165	165	0	1,360	1,900	375	80%
101	51910	335	MAINTENANCE AND REPAIR BLDG	0	0	0	2,364	0	350	350	250	5,000	4,400	12%
101	51910	337	MAINTENANCE AND REPAIR OFF E	0	0	0	0	0	0	0	0	100	100	0%
101	51910	347	PEST CONTROL	0	0	0	361	361	361	0	0	361	0	100%
101	51910	348	POSTAL CHARGES	0	55	55	25	0	55	55	0	200	145	28%
101	51910	350	INTERNET CONNECTIVITY	87	87	0	1,043	174	174	0	0	1,100	926	16%
101	51910	355	TRAVEL	0	0	0	0	0	0	0	0	500	500	0%
101	51910	410	CUSTODIAL SUPPLIES	0	0	0	110	0	0	0	0	400	400	0%
101	51910	415	ELECTRICITY	577	786	210	11,490	577	786	210	0	12,000	11,214	7%
101	51910	435	OFFICE SUPPLIES	232	3,365	3,133	13,279	232	6,088	5,856	43	22,859	16,728	27%
101	51910	454	WATER AND SEWER	51	51	0	608	51	51	0	0	750	699	7%
101	51910	502	BUILDING AND CONTENTS INSURA	0	0	0	140	140	115	-25	0	1,200	1,085	10%
101	51910	530	FINES, ASSESSMENTS, PENALTIE	0	0	0	0	0	10	10	0	0	-10	0%
101	51910	590	TRANSFERS TO OTHER FUNDS	0	0	0	49,000	0	0	0	0	49,000	49,000	0%
101	51910	---		11,860	18,891	7,032	220,370	23,442	33,540	10,099	1,653	246,779	211,586	14%
101	51910	---		11,860	18,891	7,032	220,370	23,442	33,540	10,099	1,653	246,779	211,586	14%

Fnd	Acct	Obj	Account Level Description	August 2020-21	August 2021-22	MONTHLY DIFFERENCE	2020-21 TOTALS	2020-21 YTD	2021-22 YTD	YTD DIFFERENCE	2021-22 OPEN POS	2021-22 BUDGET	REMAINING BUDGET	% BUDGET USED
101			GENERAL FUND											
51910			PRESERVATION OF RECORDS											
000			000											
=====														
52100			ACCOUNTS AND BUDGETS											
000			000											
101	52100	105	SUPERVISOR'DIRECTOR	7,423	7,571	148	96,820	14,694	15,068	374	0	98,424	83,356	15%
101	52100	119	ACCOUNTANTS'BOOKKEEPERS	14,441	14,014	-427	187,068	28,974	27,784	-1,190	0	259,008	231,224	11%
101	52100	169	PART-TIME PERSONNEL	688	1,754	1,066	15,360	1,640	3,298	1,658	0	16,320	13,022	20%
101	52100	188	BONUS PAYMENTS	0	8,636	8,636	0	0	8,636	8,636	0	8,636	0	100%
101	52100	201	SOCIAL SECURITY	1,230	1,760	530	16,593	2,443	2,996	553	0	23,550	20,554	13%
101	52100	204	PENSIONS	2,101	2,074	-27	27,001	4,197	4,118	-78	0	34,350	30,232	12%
101	52100	205	EMPLOYEE AND DEPENDENT INSUR	6,498	6,922	424	81,563	12,996	13,843	847	0	102,800	88,957	13%
101	52100	212	EMPLOYER MEDICARE	298	444	146	4,110	595	755	160	0	5,510	4,755	14%
101	52100	299	OTHER FRINGE BENEFITS	0	0	0	168	132	36	-96	0	500	464	7%
101	52100	301	ACCOUNTING SERVICES	0	0	0	0	0	0	0	0	5,000	5,000	0%
101	52100	307	COMMUNICATION (ACCT.& BUDG.)	120	121	1	1,445	120	121	1	0	0	-121	0%
101	52100	317	DATA PROCESSING SERVICES	20,997	0	-20,997	27,291	21,116	21,796	680	0	28,890	7,094	75%
101	52100	320	DUES AND MEMBERSHIPS	285	320	35	285	285	320	35	0	660	340	48%
101	52100	334	MAINTENANCE AGREEMENTS	261	20	-241	5,266	381	315	-66	5,525	6,140	300	95%
101	52100	337	MAINTENANCE & REPAIR - OFF E	0	0	0	927	0	0	0	0	0	0	0%
101	52100	348	POSTAL CHARGES (ACCTG & BUDG	0	0	0	-40	0	0	0	0	3,000	3,000	0%
101	52100	350	INTERNET CONNECTIVITY	0	68	68	68	0	68	68	0	0	-68	0%
101	52100	355	TRAVEL	0	0	0	0	0	0	0	0	1,585	1,585	0%
101	52100	356	REGISTRATION FEES	0	200	200	2,789	25	200	175	0	4,350	4,150	5%
101	52100	411	DATA PROCESSING SUPPLIES	1,188	339	-849	2,083	1,188	339	-849	89	4,400	3,972	10%
101	52100	414	DUPLICATING SUPPLIES (ACCOUN	145	19	-126	464	145	19	-126	0	500	481	4%
101	52100	435	OFFICE SUPPLIES (ACCTG & BUD	264	0	-264	1,857	264	0	-264	100	1,200	1,100	8%
101	52100	599	OTHER CHARGES	0	0	0	0	0	0	0	0	3,000	3,000	0%
101	52100	709	DATA PROCESSING EQUIPMENT	0	0	0	1,851	0	0	0	0	0	0	0%
101	52100	711	FURNITURE AND FIXTURES	0	0	0	1,340	0	0	0	0	0	0	0%
101	52100	719	OFFICE EQUIPMENT	0	0	0	0	0	0	0	0	8,500	8,500	0%
101	52100	---		55,939	44,262	-11,677	474,309	89,195	99,712	10,518	5,714	616,323	510,897	17%
101	52100	---		55,939	44,262	-11,677	474,309	89,195	99,712	10,518	5,714	616,323	510,897	17%
=====														

Fnd	Acct	Obj	Account Level Description	August 2020-21	August 2021-22	MONTHLY DIFFERENCE	2020-21 TOTALS	2020-21 YTD	2021-22 YTD	YTD DIFFERENCE	2021-22 OPEN POS	2021-22 BUDGET	REMAINING BUDGET	% BUDGET USED
101			GENERAL FUND											
52200			PURCHASING											
000			000											
101	52200	105	SUPERVISOR'DIRECTOR	5,071	5,364	292	66,166	10,093	10,581	488	0	70,000	59,419	15%
101	52200	122	PURCHASING PERSONNEL	5,853	6,047	194	76,412	11,648	12,034	386	0	78,028	65,994	15%
101	52200	188	BONUS PAYMENTS	0	4,272	4,272	0	0	4,272	4,272	0	4,278	6	100%
101	52200	201	SOCIAL SECURITY	640	937	297	8,399	1,272	1,596	324	0	9,450	7,854	17%
101	52200	204	PENSIONS	1,050	1,097	47	13,702	2,089	2,173	84	0	14,230	12,057	15%
101	52200	205	EMPLOYEE AND DEPENDENT INSUR	2,768	2,878	111	33,210	5,535	5,756	221	0	34,538	28,782	17%
101	52200	212	EMPLOYER MEDICARE	150	219	70	1,964	298	373	76	0	2,210	1,837	17%
101	52200	307	COMMUNICATION (PURCHASING)	82	82	0	989	125	124	-1	0	1,400	1,276	9%
101	52200	332	LGL.NOTICES	229	0	-229	3,227	229	0	-229	3,500	3,500	0	100%
101	52200	334	MAINTENANCE AGREEMENTS	14	14	0	476	29	29	0	646	1,000	325	68%
101	52200	348	POSTAL CHARGES (PURCHASING)	0	0	0	0	0	275	275	0	400	125	69%
101	52200	355	TRAVEL	0	0	0	0	0	0	0	0	500	500	0%
101	52200	414	DUPLICATING SUPPLIES (PURCHA	0	140	140	399	0	140	140	0	400	260	35%
101	52200	435	OFFICE SUPPLIES (PURCHASING)	0	112	112	801	153	112	-42	0	1,500	1,388	7%
101	52200	709	DATA PROCESSING EQUIPMENT	679	0	-679	679	679	0	-679	0	0	0	0%
101	52200	---		16,536	21,162	4,627	206,424	32,150	37,465	5,315	4,146	221,434	179,823	19%
101	52200	---		16,536	21,162	4,627	206,424	32,150	37,465	5,315	4,146	221,434	179,823	19%
				=====	=====	=====	=====	=====	=====	=====	=====	=====	=====	=====
52300			PROPERTY ASSESSOR'S OFFICE											
000			000											
101	52300	101	COUNTY OFFICIAL	8,041	8,202	161	96,494	16,082	16,404	322	0	108,187	91,783	15%
101	52300	106	DEPUTIES	5,651	3,083	-2,568	67,440	11,246	6,135	-5,111	0	81,906	75,771	7%
101	52300	188	BONUS PAYMENTS	0	2,337	2,337	0	0	2,337	2,337	0	2,337	0	100%
101	52300	189	OTHER SALARIES AND WAGES	2,970	3,030	60	38,750	5,911	6,030	119	0	39,372	33,342	15%
101	52300	201	SOCIAL SECURITY	1,000	1,001	0	12,182	1,995	1,853	-142	0	14,455	12,602	13%
101	52300	204	PENSIONS	1,601	1,376	-226	19,470	3,194	2,745	-449	0	22,058	19,313	12%
101	52300	205	EMPLOYEE AND DEPENDENT INSUR	2,745	2,855	110	32,940	5,490	5,710	220	0	34,258	28,548	17%
101	52300	206	LIFE INSURANCE	0	0	0	5,000	0	0	0	0	0	0	0%
101	52300	212	EMPLOYER MEDICARE	234	234	0	2,849	467	433	-33	0	3,382	2,949	13%
101	52300	312	CONTRACTS - PRIVATE AGENCIES	44	19	-25	612	44	42	-3	659	700	0	100%
101	52300	317	DATA PROCESSING SERVICES	0	0	0	32,798	0	0	0	0	35,000	35,000	0%
101	52300	320	DUES AND MEMBERSHIPS	2,000	0	-2,000	3,310	2,150	0	-2,150	1,110	3,500	2,390	32%
101	52300	332	LGL.NOTICES	0	0	0	201	0	0	0	400	400	0	100%

Fnd	Acct	Obj	Account Level Description	August 2020-21	August 2021-22	MONTHLY DIFFERENCE	2020-21 TOTALS	2020-21 YTD	2021-22 YTD	YTD DIFFERENCE	2021-22 OPEN POS	2021-22 BUDGET	REMAINING BUDGET	% BUDGET USED
101			GENERAL FUND											
52300			PROPERTY ASSESSOR'S OFFICE											
000			000											
101	52300	333	LICENSES	25	0	-25	25	25	0	-25	0	0	0	0%
101	52300	334	MAINTENANCE AGREEMENTS	60	0	-60	3,745	120	394	275	4,994	5,610	222	96%
101	52300	338	MAINTENANCE & REPAIR - VEHIC	0	0	0	0	0	0	0	0	1,000	1,000	0%
101	52300	348	POSTAL CHARGES (ASSESSOR)	0	0	0	1,000	0	0	0	0	3,000	3,000	0%
101	52300	351	RENTALS	0	0	0	1,015	276	0	-276	900	900	0	100%
101	52300	355	TRAVEL (ASSESSOR)	0	504	504	0	0	901	901	0	1,000	99	90%
101	52300	356	REGISTRATION FEES	0	350	350	675	0	625	625	0	800	175	78%
101	52300	411	DATA PROCESSING SUPPLIES	0	0	0	505	0	0	0	0	1,000	1,000	0%
101	52300	414	DUPLICATING SUPPLIES (ASSESS	0	0	0	431	0	0	0	0	500	500	0%
101	52300	422	FOOD SUPPLIES	0	0	0	414	0	0	0	0	500	500	0%
101	52300	425	GASOLINE (ASSESSOR)	75	360	285	1,187	75	360	285	1,140	1,500	0	100%
101	52300	435	OFFICE SUPPLIES (ASSESSOR)	0	0	0	936	0	0	0	679	2,500	1,821	27%
101	52300	437	PERIODICALS (ASSESSOR)	0	0	0	656	0	0	0	500	500	0	100%
101	52300	499	OTHER SUPPLIES AND MATERIALS	0	0	0	274	274	0	-274	0	500	500	0%
101	52300	508	PREMIUMS' CORPORATE SURETY BO	50	0	-50	50	50	0	-50	0	0	0	0%
101	52300	599	OTHER CHARGES	0	0	0	0	0	0	0	0	900	900	0%
101	52300	709	DATA PROCESSING EQUIPMENT	0	0	0	507	0	0	0	0	1,000	1,000	0%
101	52300	---		24,496	23,351	-1,147	323,466	47,399	43,969	-3,429	10,382	366,765	312,415	15%
101	52300	---		24,496	23,351	-1,147	323,466	47,399	43,969	-3,429	10,382	366,765	312,415	15%
				=====	=====	=====	=====	=====	=====	=====	=====	=====	=====	=====
52310			REAPPRAISAL PROGRAM											
000			000											
101	52310	106	DEPUTIES	19,595	19,986	392	255,651	38,997	39,776	779	0	274,737	234,961	14%
101	52310	188	BONUS PAYMENTS	0	9,899	9,899	0	0	9,899	9,899	0	9,899	0	100%
101	52310	189	OTHER SALARIES & WAGES	5,631	5,903	272	75,863	11,207	11,747	541	0	76,755	65,008	15%
101	52310	201	SOCIAL SECURITY (REAPP)	1,474	2,119	645	19,462	2,938	3,620	683	0	22,440	18,820	16%
101	52310	204	PENSIONS	2,424	2,488	64	31,858	4,825	4,951	127	0	33,780	28,829	15%
101	52310	205	EMPLOYEE AND DEPENDENT INSUR	8,258	9,182	925	99,090	16,515	18,936	2,421	0	103,054	84,118	18%
101	52310	212	EMPLOYER MEDICARE (REAPP)	345	496	151	4,552	687	847	160	0	5,250	4,403	16%
101	52310	299	OTHER FRINGE BENEFITS	0	0	0	438	90	300	210	0	400	100	75%
101	52310	301	ACCOUNTING SERVICES(PERS.PRO	0	0	0	40,800	0	0	0	51,650	56,850	5,200	91%
101	52310	317	DATA PROCESSING SERVICES	0	0	0	11,675	0	0	0	0	13,500	13,500	0%
101	52310	334	MAINTENANCE AGREEMENTS	30	97	67	572	60	156	96	503	800	141	82%

Fnd	Acct	Obj	Account Level Description	August 2020-21	August 2021-22	MONTHLY DIFFERENCE	2020-21 TOTALS	2020-21 YTD	2021-22 YTD	YTD DIFFERENCE	2021-22 OPEN POS	2021-22 BUDGET	REMAINING BUDGET	% BUDGET USED
101			GENERAL FUND											
52310			REAPPRAISAL PROGRAM											
000			000											
101	52310	338	MAINTENANCE & REPAIR - VEHIC	0	0	0	223	0	0	0	0	1,000	1,000	0%
101	52310	348	POSTAL CHARGES (REAPPRAISAL)	0	3,000	3,000	5,977	0	4,308	4,308	700	6,000	992	83%
101	52310	349	PRINTING, STATIONERY AND FOR	0	0	0	1,194	0	0	0	0	1,200	1,200	0%
101	52310	355	TRAVEL (REAPPRAISAL)	0	0	0	0	0	0	0	0	1,000	1,000	0%
101	52310	411	DATA PROCESSING SUPPLIES	0	0	0	6,185	0	0	0	0	7,000	7,000	0%
101	52310	414	DUPLICATING SUPPLIES (REAPP	0	0	0	374	0	0	0	0	500	500	0%
101	52310	425	GASOLINE (REAPPRAISAL)	281	213	-68	3,521	281	213	-68	4,787	6,000	1,000	83%
101	52310	435	OFFICE SUPPLIES (REAPPRAISAL	0	257	257	4,542	0	257	257	130	6,500	6,113	6%
101	52310	453	VEHICLE PARTS	0	0	0	220	0	0	0	0	500	500	0%
101	52310	511	VEHICLE AND EQUIPMENT INSURA	0	0	0	2,730	2,730	2,824	94	0	2,900	76	97%
101	52310	530	FINES, ASSESSMENTS, PENALTIE	0	0	0	193	0	0	0	0	0	0	0%
101	52310	709	DATA PROCESSING EQUIPMENT	0	4,954	4,954	3,158	0	4,954	4,954	0	5,000	46	99%
101	52310	718	MOTOR VEHICLES	0	0	0	0	0	0	0	23,377	35,000	11,623	67%
101	52310	---		38,038	58,594	20,558	568,278	78,330	102,788	24,461	81,147	670,065	486,130	27%
101	52310	---		38,038	58,594	20,558	568,278	78,330	102,788	24,461	81,147	670,065	486,130	27%
=====														
52400			COUNTY TRUSTEE'S OFFICE											
000			000											
101	52400	101	COUNTY OFFICIAL	8,041	8,202	161	96,494	16,082	16,404	322	0	108,187	91,783	15%
101	52400	106	DEPUTY(IES)	13,205	13,467	263	172,303	26,242	26,803	561	0	178,296	151,493	15%
101	52400	140	SALARY SUPPLEMENTS	0	0	0	3,500	0	0	0	0	3,500	3,500	0%
101	52400	168	TEMPORARY PERSONNEL	0	1,028	1,028	42,366	0	2,386	2,386	0	51,000	48,614	5%
101	52400	188	BONUS PAYMENTS	0	6,053	6,053	0	0	6,053	6,053	0	6,053	0	100%
101	52400	201	SOCIAL SECURITY	1,233	1,696	463	18,485	2,456	3,029	573	0	21,475	18,446	14%
101	52400	204	PENSIONS	2,042	2,082	41	26,168	4,067	4,152	85	0	27,868	23,716	15%
101	52400	205	EMPLOYEE AND DEPENDENT INSUR	4,662	4,848	186	55,944	9,324	9,697	373	0	58,188	48,491	17%
101	52400	212	EMPLOYER MEDICARE	288	397	108	4,323	574	708	134	0	5,022	4,314	14%
101	52400	307	COMMUNICATION (TRUSTEE)	123	127	4	1,501	123	127	4	0	1,500	1,373	8%
101	52400	312	CONTRACTS - PRIVATE AGENCIES	9	0	-9	148	9	47	38	153	200	0	100%
101	52400	317	DATA PROCESSING SERVICES	14,500	14,000	-500	23,850	14,500	14,000	-500	13,650	29,033	1,383	95%
101	52400	320	DUES AND MEMBERSHIPS	10	0	-10	1,053	798	973	175	0	1,100	127	88%
101	52400	332	LGL.NOTICES	0	0	0	507	0	0	0	2,000	4,500	2,500	44%
101	52400	334	MAINTENANCE AGREEMENTS	0	27,781	27,781	27,431	26,922	27,781	859	155	30,220	2,284	92%

Fnd	Acct	Obj	Account Level Description	August 2020-21	August 2021-22	MONTHLY DIFFERENCE	2020-21 TOTALS	2020-21 YTD	2021-22 YTD	YTD DIFFERENCE	2021-22 OPEN POS	2021-22 BUDGET	REMAINING BUDGET	% BUDGET USED
101			GENERAL FUND											
52400			COUNTY TRUSTEE'S OFFICE											
000			000											
101	52400	348	POSTAL CHARGES (TRUSTEE)	0	0	0	0	0	2,261	2,261	100	3,000	639	79%
101	52400	350	INTERNET CONNECTIVITY	0	153	153	458	0	305	305	0	250	-55	122%
101	52400	351	RENTALS (TRUSTEE)	2,097	1,890	-208	28,146	6,291	5,619	-673	21,652	26,925	-346	101%
101	52400	355	TRAVEL (TRUSTEE)	0	0	0	2,009	0	0	0	0	3,000	3,000	0%
101	52400	356	TUITION / REGISTRATION FEES	0	0	0	70	0	0	0	0	400	400	0%
101	52400	414	DUPLICATING SUPPLIES (TRUSTEE)	0	0	0	290	0	0	0	0	500	500	0%
101	52400	415	ELECTRICITY	189	184	-4	1,415	189	184	-4	0	2,000	1,816	9%
101	52400	434	NATURAL GAS	0	44	44	663	21	44	24	0	800	756	6%
101	52400	435	OFFICE SUPPLIES (TRUSTEE)	476	399	-77	3,412	476	399	-77	0	5,500	5,101	7%
101	52400	599	OTHER CHARGES (TRUSTEE)	0	0	0	0	0	0	0	0	300	300	0%
101	52400	709	DATA PROCESSING EQUIPMENT	0	0	0	458	0	0	0	0	758	758	0%
101	52400	719	OFFICE EQUIPMENT	0	0	0	405	0	0	0	0	8,400	8,400	0%
101	52400	---		46,875	82,351	35,477	511,399	108,074	120,972	12,899	37,710	577,975	419,293	27%
101	52400	---		46,875	82,351	35,477	511,399	108,074	120,972	12,899	37,710	577,975	419,293	27%
=====														
52500			COUNTY CLERK'S OFFICE											
000			000											
101	52500	101	COUNTY OFFICIAL	8,041	8,202	161	96,494	16,082	16,404	322	0	108,187	91,783	15%
101	52500	106	DEPUTY(IES)	40,121	39,494	-628	507,812	78,738	78,599	-139	0	549,474	470,875	14%
101	52500	188	BONUS PAYMENTS	0	14,224	14,224	0	0	14,224	14,224	0	14,224	0	100%
101	52500	201	SOCIAL SECURITY	2,772	3,613	840	34,792	5,463	6,328	865	0	41,785	35,457	15%
101	52500	204	PENSIONS	4,521	4,584	63	56,556	9,004	9,130	125	0	63,208	54,078	14%
101	52500	205	EMPLOYEE AND DEPENDENT INSUR	16,929	18,037	1,108	204,129	33,858	36,073	2,215	0	211,276	175,203	17%
101	52500	212	EMPLOYER MEDICARE	648	845	197	8,137	1,278	1,480	202	0	9,772	8,292	15%
101	52500	299	OTHER FRINGE BENEFITS	0	0	0	363	156	141	-15	0	400	259	35%
101	52500	307	COMMUNICATION (CO. CLK.)	24	24	0	287	47	48	1	0	288	240	17%
101	52500	312	CONTRACTS - PRIVATE AGENCIES	52	40	-12	756	82	96	14	844	940	0	100%
101	52500	320	DUES AND MEMBERSHIPS (CO CLK	0	0	0	988	788	788	0	0	1,050	262	75%
101	52500	334	MAINTENANCE AGREEMENTS	102	110	8	32,171	31,118	35,434	4,316	1,180	36,820	206	99%
101	52500	335	MAINTENANCE AND REPAIR BLDG	0	0	0	160	0	0	0	0	200	200	0%
101	52500	348	POSTAL CHARGES (CO CLERK)	0	0	0	40,662	10,000	11,838	1,838	0	36,500	24,662	32%
101	52500	349	PRINTING	0	0	0	323	0	0	0	0	500	500	0%
101	52500	350	INTERNET CONNECTIVITY	167	431	264	2,430	334	751	417	0	2,260	1,509	33%

Fnd	Acct	Obj	Account Level Description	August 2020-21	August 2021-22	MONTHLY DIFFERENCE	2020-21 TOTALS	2020-21 YTD	2021-22 YTD	YTD DIFFERENCE	2021-22 OPEN POS	2021-22 BUDGET	REMAINING BUDGET	% BUDGET USED
101			GENERAL FUND											
52500			COUNTY CLERK'S OFFICE											
000			000											
101	52500	351	RENTALS (CO CLERK)	3,185	2,841	-345	30,338	7,516	6,844	-673	22,252	25,950	-3,146	112%
101	52500	355	TRAVEL (CO CLERK)	173	219	46	2,144	173	219	46	0	1,900	1,682	12%
101	52500	411	DATA PROCESSING SUPPLIES	0	412	412	4,750	0	412	412	0	5,000	4,588	8%
101	52500	414	DUPLICATING SUPPLIES	0	0	0	3,157	0	0	0	0	3,325	3,325	0%
101	52500	415	ELECTRICITY	189	184	-4	1,415	189	184	-4	0	2,000	1,816	9%
101	52500	434	NATURAL GAS	0	44	44	663	21	44	23	0	800	756	6%
101	52500	435	OFFICE SUPPLIES (CO CLERK)	277	262	-15	4,699	277	262	-15	323	5,000	4,415	12%
101	52500	530	FINES, ASSESSMENTS, PENALTIE	0	20	20	10	0	30	30	0	0	-30	0%
101	52500	---		77,201	93,586	16,383	1,033,236	195,124	219,329	24,204	24,599	1,120,859	876,932	22%
101	52500	---		77,201	93,586	16,383	1,033,236	195,124	219,329	24,204	24,599	1,120,859	876,932	22%
				=====	=====	=====	=====	=====	=====	=====	=====	=====	=====	=====
53100			CIRCUIT COURT											
000			000											
101	53100	101	COUNTY OFFICIAL	8,845	9,022	177	106,143	17,691	18,045	354	0	119,006	100,961	15%
101	53100	106	DEPUTIES	107,634	91,021	-16,614	1,212,743	198,142	183,189	-14,953	0	1,237,056	1,053,867	15%
101	53100	106	VACATION PAYOUT	0	0	0	0	0	2,601	2,601	0	8,690	6,090	30%
101	53100	169	PART'TIME PERSONNEL	1,200	796	-404	13,899	2,400	2,173	-227	0	17,952	15,779	12%
101	53100	187	OVERTIME PAY	0	0	0	8,207	0	0	0	0	10,000	10,000	0%
101	53100	188	BONUS PAYMENTS	0	34,381	34,381	0	0	34,381	34,381	0	34,381	0	100%
101	53100	201	SOCIAL SECURITY	6,893	7,958	1,064	78,086	12,728	14,062	1,334	0	88,626	74,564	16%
101	53100	204	PENSIONS	9,732	8,504	-1,228	112,095	18,263	17,222	-1,041	0	132,122	114,900	13%
101	53100	205	EMPLOYEE AND DEPENDENT INSUR	36,428	38,769	2,342	441,639	72,855	77,335	4,480	0	454,615	377,280	17%
101	53100	206	LIFE INSURANCE	0	0	0	0	0	0	0	0	2,555	2,555	0%
101	53100	212	EMPLOYER MEDICARE	1,612	1,861	249	18,262	2,977	3,289	312	0	20,726	17,437	16%
101	53100	299	OTHER FRINGE BENEFITS	0	0	0	270	84	234	150	0	300	66	78%
101	53100	307	COMMUNICATION	91	103	12	1,172	91	103	12	0	3,750	3,647	3%
101	53100	312	CONTRACTS - PRIVATE AGENCIES	0	30	30	356	0	95	95	815	1,600	690	57%
101	53100	320	DUES AND MEMBERSHIPS	0	0	0	1,013	788	788	0	0	1,200	412	66%
101	53100	334	MAINTENANCE AGREEMENTS	797	-2,074	-2,870	64,226	55,810	58,680	2,870	6,945	85,700	20,075	77%
101	53100	348	POSTAL CHARGES (CIRCUIT CRT)	0	0	0	0	0	0	0	0	15,000	15,000	0%
101	53100	349	PRINTING	0	32	32	3,411	0	32	32	0	7,500	7,468	0%
101	53100	351	RENTALS (CIRCUIT CRT)	1,114	532	-582	6,006	1,273	582	-691	6,404	7,700	714	91%
101	53100	355	TRAVEL (CIRCUIT CRT)	0	0	0	355	0	0	0	0	3,300	3,300	0%

Fnd Acct	Obj	Account Level Description	August 2020-21	August 2021-22	MONTHLY DIFFERENCE	2020-21 TOTALS	2020-21 YTD	2021-22 YTD	YTD DIFFERENCE	2021-22 OPEN POS	2021-22 BUDGET	REMAINING BUDGET	% BUDGET USED
101		GENERAL FUND											
53100		CIRCUIT COURT											
000		000											
101 53100 356		TUITION	0	0	0	0	0	765	765	0	1,000	235	77%
101 53100 411		DATA PROCESSING SUPPLIES	679	0	-679	6,051	679	0	-679	240	14,000	13,760	2%
101 53100 414		DUPLICATING SUPPLIES	0	0	0	2,609	0	0	0	870	5,000	4,130	17%
101 53100 435		OFFICE SUPPLIES (CIRCUIT CRT	958	874	-84	11,683	958	874	-84	406	15,000	13,721	9%
101 53100 437		PERIODICALS (CIRCUIT CRT)	0	0	0	585	0	0	0	900	1,500	600	60%
101 53100 499		OTHER SUPPLIES AND MATERIALS	0	0	0	0	0	0	0	0	700	700	0%
101 53100 599		OTHER CHARGES (CIRCUIT CRT)	0	0	0	0	0	0	0	0	1,500	1,500	0%
101 53100 709		DATA PROCESSING EQUIPMENT	0	2,577	2,577	1,560	0	2,577	2,577	0	5,000	2,423	52%
101 53100 711		FURNITURE AND FIXTURES	0	0	0	1,878	0	0	0	0	0	0	0%
101 53100 ---			175,983	194,386	18,403	2,092,249	384,739	417,027	32,288	16,580	2,295,479	1,861,874	19%
815		DATA PROCESSING - CIRCUIT COUR											
101 53100 709		DATA PROCESSING - CIRCUIT CO	0	0	0	19,603	0	0	0	0	0	0	0%
101 53100 ---			0	0	0	19,603	0	0	0	0	0	0	0%
101 53100 ---			175,983	194,386	18,403	2,111,852	384,739	417,027	32,288	16,580	2,295,479	1,861,874	19%
=====													
53310		GENERAL SESSIONS JUDGE											
000		000											
101 53310 102		JUDGE(S)	43,486	44,008	522	529,084	86,973	88,017	1,044	0	528,100	440,083	17%
101 53310 169		PART'TIME PERSONNEL	0	483	483	8,822	0	1,482	1,482	0	20,600	19,119	7%
101 53310 188		BONUS PAYMENTS	0	114	114	0	0	114	114	0	114	0	100%
101 53310 201		SOCIAL SECURITY	2,640	2,698	58	28,577	5,280	5,439	159	0	34,020	28,581	16%
101 53310 204		PENSIONS	4,179	4,229	50	50,845	8,358	8,458	100	0	50,760	42,302	17%
101 53310 205		EMPLOYEE AND DEPENDENT INSUR	3,911	4,067	156	50,990	7,821	8,134	313	0	48,807	40,673	17%
101 53310 212		EMPLOYER MEDICARE	617	635	18	7,661	1,235	1,276	42	0	7,960	6,684	16%
101 53310 299		OTHER FRINGE BENEFITS	0	0	0	0	0	0	0	0	230	230	0%
101 53310 307		COMMUNICATION	0	0	0	0	0	0	0	0	300	300	0%
101 53310 320		DUES AND MEMBERSHIPS	0	0	0	1,345	348	0	-348	0	4,000	4,000	0%
101 53310 333		LICENSES	0	174	174	992	174	174	0	0	1,000	826	17%
101 53310 337		MAINTENANCE & REPAIR - OFF E	0	0	0	1,591	0	0	0	0	1,000	1,000	0%
101 53310 355		TRAVEL	0	0	0	0	0	324	324	0	10,000	9,676	3%

Account Level		August	August	MONTHLY	2020-21	2020-21	2021-22	YTD	2021-22	2021-22	REMAINING	% BUDGET		
Fnd	Acct	Obj	Description	2020-21	2021-22	DIFFERENCE	TOTALS	YTD	YTD	DIFFERENCE	OPEN POS	BUDGET	BUDGET	USED
101			GENERAL FUND											
53310			GENERAL SESSIONS JUDGE											
000			000											
101	53310	356	REGISTRATION FEES	0	0	0	0	0	300	300	0	350	50	86%
101	53310	414	DUPLICATING SUPPLIES (SESSIO	0	0	0	0	0	0	0	0	100	100	0%
101	53310	435	OFFICE SUPPLIES	0	0	0	265	0	0	0	0	1,500	1,500	0%
101	53310	437	PERIODICALS	0	0	0	485	0	0	0	800	2,000	1,200	40%
101	53310	499	OTHER SUPPLIES AND MATERIALS	0	0	0	0	0	0	0	0	1,000	1,000	0%
101	53310	530	FINES, ASSESSMENTS, PENALTIE	0	1	1	0	0	1	1	0	0	-1	0%
101	53310	709	DATA PROCESSING EQUIPMENT	0	0	0	744	0	0	0	0	0	0	0%
101	53310	---		54,833	56,409	1,576	681,401	110,189	113,719	3,531	800	711,841	597,323	16%
101	53310	---		54,833	56,409	1,576	681,401	110,189	113,719	3,531	800	711,841	597,323	16%
=====														
53330			DRUG COURT											
000			000											
101	53330	312	CONTRACTS WITH PRIVATE AGENC	1,250	1,250	0	15,000	1,250	1,250	0	0	15,000	13,750	8%
101	53330	---		1,250	1,250	0	15,000	1,250	1,250	0	0	15,000	13,750	8%
241			RECOVERY COURT COST-REIMB											
101	53330	130	SOCIAL WORKERS/RECOVERY COUR	0	3,077	3,077	0	0	4,922	4,922	0	40,000	35,078	12%
101	53330	201	SOCIAL SEC/RECOVERY COURT CO	0	191	191	0	0	305	305	0	2,480	2,175	12%
101	53330	204	PENSIONS/RECOVERY COURT CO	0	0	0	0	0	0	0	0	3,850	3,850	0%
101	53330	205	HEALTH INS/RECOVERY COURT CO	0	0	0	0	0	0	0	0	7,420	7,420	0%
101	53330	212	EMP MEDICARE/RECOVERY COURT	0	45	45	0	0	71	71	0	580	509	12%
101	53330	312	CONTRACTS PRIV/RECOVERY COUR	0	475	475	0	0	475	475	0	3,500	3,025	14%
101	53330	320	DUES & MEMBER/RECOVERY COURT	0	0	0	0	0	200	200	0	0	-200	0%
101	53330	355	TRAVEL/RECOVERY COURT COST G	0	105	105	0	0	105	105	0	0	-105	0%
101	53330	356	TUITION/REGIST FEE/RECOVERY	0	0	0	0	0	0	0	0	3,500	3,500	0%
101	53330	435	OFFICE SUPPLIES/RECOVERY COU	0	0	0	0	0	0	0	35	5,500	5,465	1%
101	53330	499	OTH SUPPLIES/RECOVERY COURT	0	399	399	0	0	399	399	1,400	3,176	1,378	57%
101	53330	---		0	4,292	4,292	0	0	6,477	6,477	1,435	70,006	62,095	11%
101	53330	---		1,250	5,542	4,292	15,000	1,250	7,727	6,477	1,435	85,006	75,845	11%
=====														

Fnd	Acct	Obj	Account Level Description	August 2020-21	August 2021-22	MONTHLY DIFFERENCE	2020-21 TOTALS	2020-21 YTD	2021-22 YTD	YTD DIFFERENCE	2021-22 OPEN POS	2021-22 BUDGET	REMAINING BUDGET	% BUDGET USED
101			GENERAL FUND											
53400			CHANCERY COURT											
000			000											
101	53400	101	COUNTY OFFICIAL	8,845	9,022	177	106,143	17,691	18,045	354	0	119,006	100,961	15%
101	53400	106	DEPUTIES	27,891	28,619	727	359,639	55,508	56,873	1,366	0	407,442	350,569	14%
101	53400	169	PART'TIME PERSONNEL	0	0	0	1,895	0	0	0	0	15,300	15,300	0%
101	53400	188	BONUS PAYMENTS	0	10,749	10,749	0	0	10,749	10,749	0	10,749	0	100%
101	53400	201	SOCIAL SECURITY	2,176	2,897	721	27,747	4,334	5,105	770	0	34,286	29,181	15%
101	53400	204	PENSIONS	3,530	3,617	87	44,762	7,034	7,200	165	0	50,682	43,482	14%
101	53400	205	EMPLOYEE AND DEPENDENT INSUR	9,603	9,987	384	115,236	19,206	19,974	768	0	119,850	99,876	17%
101	53400	212	EMPLOYER MEDICARE	509	677	169	6,489	1,014	1,194	180	0	8,026	6,832	15%
101	53400	307	COMMUNICATION	55	53	-2	522	55	53	-2	0	1,000	947	5%
101	53400	312	CONTRACTS - PRIVATE AGENCIES	27	32	5	173	27	32	5	668	700	0	100%
101	53400	320	DUES & MEMBERSHIPS	0	0	0	1,013	788	788	0	0	1,000	212	79%
101	53400	332	LEGAL NOTICES	4,455	3,060	-1,395	39,137	4,455	3,060	-1,395	33,940	40,000	3,000	93%
101	53400	333	LICENSES	0	0	0	579	170	0	-170	0	600	600	0%
101	53400	334	MAINTENANCE AGREEMENTS	113	16,638	16,525	54,103	113	16,638	16,525	38,510	56,000	852	98%
101	53400	348	POSTAL CHARGES (CHANCERY)	0	0	0	2,500	0	2,500	2,500	0	5,000	2,500	50%
101	53400	351	RENTALS (CHANCERY)	0	0	0	4,014	4,014	4,014	0	0	5,000	986	80%
101	53400	411	DATA PROCESSING SUPPLIES	0	0	0	0	0	0	0	0	1,000	1,000	0%
101	53400	414	DUPLICATING SUPPLIES (CHANCE	290	290	0	870	290	290	0	0	1,200	910	24%
101	53400	435	OFFICE SUPPLIES (CHANCERY)	0	0	0	7,486	0	0	0	1,822	10,000	8,178	18%
101	53400	437	PERIODICALS (CHANCERY)	0	0	0	1,555	0	0	0	1,800	1,800	0	100%
101	53400	---		57,494	85,641	28,147	773,863	114,699	146,515	31,815	76,740	888,641	665,386	25%
101	53400	---		57,494	85,641	28,147	773,863	114,699	146,515	31,815	76,740	888,641	665,386	25%
				=====	=====	=====	=====	=====	=====	=====	=====	=====	=====	=====
53600			DISTRICT ATTORNEY GENERAL											
000			000											
101	53600	169	PART'TIME PERSONNEL	0	0	0	0	489	307	-182	0	0	-307	0%
101	53600	188	BONUS PAYMENTS	0	0	0	0	0	0	0	0	274	274	0%
101	53600	201	SOCIAL SECURITY (D.A. GRANT)	0	0	0	0	30	0	-30	0	0	0	0%
101	53600	212	EMPLOYER MEDICARE (D.A.)	0	0	0	0	7	4	-3	0	0	-4	0%
101	53600	309	CONTRACTS WITH GOVERNMENT AG	5,824	5,824	0	69,882	17,471	17,471	0	0	70,000	52,530	25%
101	53600	331	LEGAL SERVICES	7,250	0	-7,250	87,000	14,500	7,250	-7,250	0	0	-7,250	0%
101	53600	---		13,074	5,824	-7,250	156,882	32,497	25,032	-7,465	0	70,274	45,243	36%

Fnd	Acct	Obj	Account Level Description	August 2020-21	August 2021-22	MONTHLY DIFFERENCE	2020-21 TOTALS	2020-21 YTD	2021-22 YTD	YTD DIFFERENCE	2021-22 OPEN POS	2021-22 BUDGET	REMAINING BUDGET	% BUDGET USED
101			GENERAL FUND											
53600			DISTRICT ATTORNEY GENERAL											
000			000											
101	53600	---		13,074	5,824	-7,250	156,882	32,497	25,032	-7,465	0	70,274	45,243	36%
=====														
53900			OTHER ADMIN OF JUSTICE											
000			000											
101	53900	169	PART-TIME PERSONNEL	2,326	2,443	117	29,998	4,703	5,011	308	0	31,212	26,201	16%
101	53900	188	BONUS PAYMENTS	0	441	441	0	0	441	441	0	441	0	100%
101	53900	194	JURY AND WITNESS EXPENSE	0	0	0	7,134	2,641	397	-2,244	0	30,000	29,603	1%
101	53900	199	OTHER PER DIEM & FEES	0	657	657	2,205	173	994	820	0	9,500	8,506	10%
101	53900	201	SOCIAL SECURITY	133	179	45	1,729	270	332	63	0	1,940	1,608	17%
101	53900	205	EMPLOYEE AND DEPENDENT INSUR	1,580	0	-1,580	18,954	3,159	821	-2,338	0	19,718	18,897	4%
101	53900	212	EMPLOYER MEDICARE	31	42	11	404	63	78	15	0	460	382	17%
101	53900	322	EVALUATION AND TESTING	100	800	700	3,209	100	800	700	0	9,000	8,200	9%
101	53900	332	LGL.NOTICES	-160	210	370	81,106	-607	-520	87	1,330	110,000	109,190	1%
101	53900	349	PRINTING	0	0	0	0	0	0	0	0	600	600	0%
101	53900	421	FOOD PREPARATION SUPPLIES	0	0	0	203	0	0	0	150	150	0	100%
101	53900	422	FOOD SUPPLIES	0	63	63	62	0	63	63	318	350	-31	109%
101	53900	435	OFFICE SUPPLIES (JUSTICE ADM	0	0	0	0	0	0	0	0	500	500	0%
101	53900	499	OTHER SUPPLIES AND MATERIALS	0	0	0	20	0	0	0	129	1,000	871	13%
101	53900	599	OTHER CHARGES (JUSTICE ADM)	0	0	0	0	0	0	0	0	400	400	0%
101	53900	---		4,010	4,835	824	145,024	10,502	8,417	-2,085	1,927	215,271	204,927	5%
101	53900	---		4,010	4,835	824	145,024	10,502	8,417	-2,085	1,927	215,271	204,927	5%
=====														
53920			COURTROOM SECURITY											
000			000											
101	53920	106	DEPUTY(IES)	28,846	28,400	-446	436,787	58,618	60,391	1,773	0	451,044	390,653	13%
101	53920	115	SERGEANT(S)	4,917	4,314	-603	61,838	8,821	8,585	-236	0	62,628	54,043	14%
101	53920	188	BONUS PAYMENTS	0	11,476	11,476	0	0	11,476	11,476	0	11,476	0	100%
101	53920	201	SOCIAL SECURITY	1,980	2,627	647	29,491	3,955	4,762	807	0	32,790	28,028	15%
101	53920	204	PENSIONS	2,978	3,144	166	42,977	5,948	6,260	312	0	49,370	43,110	13%
101	53920	205	EMPLOYEE AND DEPENDENT INSUR	9,783	10,441	658	119,772	19,566	20,882	1,316	0	127,265	106,383	16%
101	53920	212	EMPLOYER MEDICARE	463	614	151	6,897	925	1,114	189	0	7,670	6,556	15%

Fnd	Acct	Obj	Account Level Description	August 2020-21	August 2021-22	MONTHLY DIFFERENCE	2020-21 TOTALS	2020-21 YTD	2021-22 YTD	YTD DIFFERENCE	2021-22 OPEN POS	2021-22 BUDGET	REMAINING BUDGET	% BUDGET USED
101			GENERAL FUND											
53920			COURTROOM SECURITY											
000			000											
101	53920	590	TRANSFERS TO OTHER FUNDS	0	0	0	11,399	0	0	0	0	0	0	0%
101	53920	---		48,967	61,016	12,049	709,161	97,833	113,470	15,637	0	742,243	628,773	15%
101	53920	---		48,967	61,016	12,049	709,161	97,833	113,470	15,637	0	742,243	628,773	15%
=====														
53930			VICTIM ASSISTANCE PROGRAMS											
000			000											
101	53930	316	CONTRIBUTION TO JC	0	0	0	41,696	0	0	0	0	45,000	45,000	0%
101	53930	---		0	0	0	41,696	0	0	0	0	45,000	45,000	0%
101	53930	---		0	0	0	41,696	0	0	0	0	45,000	45,000	0%
=====														
54110			SHERIFF'S DEPARTMENT											
000			000											
101	54110	101	COUNTY OFFICIAL	10,703	10,917	214	128,434	21,406	21,834	428	0	143,997	122,163	15%
101	54110	106	DEPUTIES	189,596	201,544	11,948	2,814,933	387,565	425,864	38,298	0	2,952,552	2,526,688	14%
101	54110	110	LIEUTENANT(S)	62,233	60,242	-1,990	878,708	125,709	122,510	-3,199	0	922,836	800,326	13%
101	54110	115	SERGEANT(S)	25,522	23,176	-2,346	417,330	51,361	46,881	-4,480	0	431,358	384,477	11%
101	54110	140	SALARY SUPPLEMENTS	0	0	0	72,800	0	0	0	0	76,000	76,000	0%
101	54110	169	PART'TIME PERSONNEL	2,609	1,361	-1,249	15,655	5,190	4,874	-316	0	30,600	25,726	16%
101	54110	188	BONUS PAYMENTS	0	136,375	136,375	0	0	136,375	136,375	0	136,375	0	100%
101	54110	189	OTHER SALARIES & WAGES	57,736	64,190	6,454	827,112	115,863	127,752	11,889	0	948,191	820,439	13%
101	54110	201	SOCIAL SECURITY	20,054	29,328	9,275	301,548	40,831	51,962	11,132	0	351,386	299,424	15%
101	54110	204	PENSIONS	33,230	34,405	1,175	469,812	67,453	70,261	2,808	0	527,299	457,038	13%
101	54110	205	EMPLOYEE AND DEPENDENT INSUR	122,324	123,231	908	1,484,375	245,437	251,269	5,832	0	1,598,551	1,347,282	16%
101	54110	206	LIFE INSURANCE	0	3,615	3,615	0	0	3,615	3,615	0	0	-3,615	0%
101	54110	212	EMPLOYER MEDICARE	4,690	6,859	2,169	70,524	9,549	12,153	2,604	0	82,188	70,035	15%
101	54110	299	OTHER FRINGE BENEFITS	0	0	0	20,278	1,578	2,481	903	0	12,000	9,519	21%
101	54110	307	COMMUNICATION (SHERIFF DEPT)	6,951	0	-6,951	66,812	6,951	5,583	-1,367	0	65,400	59,817	9%
101	54110	309	CONTRACTS WITH GOVERNMENT AG	0	1,335	1,335	56,010	0	1,335	1,335	0	60,000	58,665	2%
101	54110	312	CONTRACTS - PRIVATE AGENCIES	392	140	-252	6,015	392	140	-252	4,700	6,100	1,260	79%
101	54110	317	DATA PROCESSING SERVICES	0	0	0	599	0	0	0	0	1,800	1,800	0%

Fnd	Acct	Obj	Account Level Description	August 2020-21	August 2021-22	MONTHLY DIFFERENCE	2020-21 TOTALS	2020-21 YTD	2021-22 YTD	YTD DIFFERENCE	2021-22 OPEN POS	2021-22 BUDGET	REMAINING BUDGET	% BUDGET USED
101			GENERAL FUND											
54110			SHERIFF'S DEPARTMENT											
000			000											
101	54110	320	DUES AND MEMBERSHIPS	0	225	225	5,142	3,300	3,525	225	0	5,400	1,875	65%
101	54110	322	EVALUATION AND TESTING	300	0	-300	5,750	300	0	-300	5,000	5,000	0	100%
101	54110	327	FREIGHT EXPENSES (SHERIFF)	119	0	-119	1,049	119	0	-119	0	1,000	1,000	0%
101	54110	332	LGL.NOTICES	0	0	0	0	0	0	0	0	1,000	1,000	0%
101	54110	333	LICENSES	0	111	111	1,801	191	156	-36	0	800	645	19%
101	54110	334	MAINTENANCE AGREEMENTS	4,317	42,894	38,577	118,394	20,464	42,894	22,430	82,869	302,705	176,942	42%
101	54110	336	MAINTENANCE & REPAIR - EQUIP	0	0	0	4,962	0	0	0	274	3,500	3,226	8%
101	54110	338	MAINTENANCE & REPAIR - VEHIC	0	4,031	4,031	10,114	0	4,031	4,031	499	20,000	15,470	23%
101	54110	340	MEDICAL AND DENTAL SERVICES	0	0	0	1,500	0	0	0	1,500	5,000	3,500	30%
101	54110	348	POSTAL CHARGES (SHERIFF)	0	0	0	3,000	1,000	1,000	0	0	5,000	4,000	20%
101	54110	349	PRINTING	0	0	0	2,304	0	0	0	1,210	7,000	5,790	17%
101	54110	351	RENTALS (SHERIFF)	3,355	3,575	220	44,477	9,955	10,175	220	33,969	46,700	2,556	95%
101	54110	355	TRAVEL (SHERIFF)	490	3,382	2,893	13,489	490	4,245	3,755	0	15,000	10,755	28%
101	54110	356	REGISTRATION FEES/TUITION	3,525	1,057	-2,468	25,988	3,525	1,307	-2,218	0	30,000	28,693	4%
101	54110	357	VETERINARY SERVICES	195	201	6	5,786	195	201	6	2,799	6,000	3,000	50%
101	54110	399	OTHER CONTRACTED SERVICES	0	0	0	0	0	0	0	0	2,000	2,000	0%
101	54110	401	ANIMAL FOOD AND SUPPLIES	262	276	14	3,638	262	276	14	2,724	4,000	1,000	75%
101	54110	411	DATA PROCESSING SUPPLIES	0	2,953	2,953	11,046	0	2,953	2,953	287	30,000	26,760	11%
101	54110	414	DUPLICATING SUPPLIES (SHERIF	0	0	0	580	0	0	0	0	1,500	1,500	0%
101	54110	422	FOOD SUPPLIES	0	0	0	0	0	0	0	0	1,000	1,000	0%
101	54110	424	GARAGE SUPPLIES (SHERIFF)	800	516	-284	11,359	800	516	-284	1,302	12,000	10,182	15%
101	54110	425	GASOLINE (SHERIFF)	0	21,351	21,351	188,250	0	21,351	21,351	78,849	235,000	134,800	43%
101	54110	429	INSTR. SUPPLIES & MATERIALS	0	0	0	0	0	0	0	0	2,000	2,000	0%
101	54110	431	LAW ENFORCEMENT SUPP (SHERIF	1,260	3,092	1,832	108,391	1,260	3,361	2,101	13,017	80,000	63,623	20%
101	54110	433	LUBRICANTS (SHERIFF)	0	0	0	5,926	0	0	0	0	8,000	8,000	0%
101	54110	435	OFFICE SUPPLIES (SHERIFF)	36	0	-36	4,956	36	0	-36	591	5,000	4,409	12%
101	54110	437	PERIODICALS (SHERIFF)	0	232	232	2,373	0	232	232	1,568	4,400	2,600	41%
101	54110	450	TIRES & TUBES (SHERIFF)	2,106	0	-2,106	24,697	2,106	0	-2,106	2,873	25,000	22,127	11%
101	54110	451	UNIFORMS (SHERIFF)	256	139	-117	97,179	256	139	-117	5,194	98,500	93,168	5%
101	54110	453	VEHICLE PARTS (SHERIFF)	391	4,559	4,167	49,261	391	7,048	6,657	4,209	51,000	39,742	22%
101	54110	471	SOFTWARE	0	432	432	2,179	0	432	432	0	0	-432	0%
101	54110	499	OTHER SUPP & MATERI (SHERIFF	126	126	0	10,431	126	126	0	1,670	8,000	6,204	22%
101	54110	502	BUILDING AND CONTENTS INSURA	0	0	0	824	824	1,569	745	0	0	-1,569	0%
101	54110	506	LIABILITY INSURANCE	0	0	0	93,750	144,742	145,053	311	0	96,000	-49,053	151%
101	54110	508	PREMIUMS ON CORPORATE SURETY	0	0	0	200	200	0	-200	0	0	0	0%
101	54110	511	VEHICLE AND EQUIPMENT INSURA	0	0	0	60,029	60,029	71,091	11,062	0	65,000	-6,091	109%

Account Level		August	August	MONTHLY	2020-21	2020-21	2021-22	YTD	2021-22	2021-22	REMAINING	% BUDGET		
Fnd	Acct	Obj	Description	2020-21	2021-22	DIFFERENCE	TOTALS	YTD	YTD	DIFFERENCE	OPEN POS	BUDGET	BUDGET	USED
101			GENERAL FUND											
54110			SHERIFF'S DEPARTMENT											
000			000											
101	54110	515	LIABILITY CLAIMS	0	0	0	202	0	0	0	0	1,000	1,000	0%
101	54110	530	FINES, ASSESSMENTS, PENALTIE	0	0	0	3,839	0	0	0	0	0	0	0%
101	54110	599	OTHER CHARGES (SHERIFF)	0	0	0	4,646	0	0	0	0	7,000	7,000	0%
101	54110	709	DATA PROCESSING EQUIPMENT	0	0	0	13,311	0	0	0	0	0	0	0%
101	54110	716	LAW ENFORCEMENT EQUIPMENT	0	0	0	18,565	0	0	0	0	0	0	0%
101	54110	717	MAINTENANCE EQUIPMENT	0	0	0	4,382	0	0	0	0	0	0	0%
101	54110	718	MOTOR VEHICLES	0	13,354	13,354	427,825	0	13,354	13,354	196,694	430,400	220,352	49%
101	54110	790	OTHER EQUIPMENT	0	230	230	860	0	230	230	0	0	-230	0%
101	54110	---		553,578	799,454	245,878	9,023,400	1,329,856	1,620,154	290,298	441,798	9,967,538	7,905,588	21%
821			ASSET FORFEITURE FUNDS											
101	54110	431	ASSET FORFEITURE FUNDS	0	0	0	32,002	0	0	0	0	0	0	0%
101	54110	---		0	0	0	32,002	0	0	0	0	0	0	0%
827			MILITARY SURPLUS PROP PROCEEDS											
101	54110	317	DATA PROC SERVICES/MIL SURPL	0	0	0	174,000	0	0	0	0	0	0	0%
101	54110	---		0	0	0	174,000	0	0	0	0	0	0	0%
101	54110	---		553,578	799,454	245,878	9,229,402	1,329,856	1,620,154	290,298	441,798	9,967,538	7,905,588	21%
54150			DRUG ENFORCEMENT											
000			000											
101	54150	162	CLERICAL PERSONNEL	0	0	0	0	0	896	896	0	0	-896	0%
101	54150	201	SOCIAL SECURITY	0	0	0	0	0	53	53	0	0	-53	0%
101	54150	204	PENSIONS	0	0	0	0	0	86	86	0	0	-86	0%
101	54150	212	EMPLOYER MEDICARE	0	0	0	0	0	12	12	0	0	-12	0%
101	54150	---		0	0	0	0	0	1,047	1,047	0	0	-1,047	0%
101	54150	---		0	0	0	0	0	1,047	1,047	0	0	-1,047	0%

Fnd	Acct	Obj	Account Level	August	August	MONTHLY	2020-21	2020-21	2021-22	YTD	2021-22	2021-22	REMAINING	% BUDGET
			Description	2020-21	2021-22	DIFFERENCE	TOTALS	YTD	YTD	DIFFERENCE	OPEN POS	BUDGET	BUDGET	USED
101			GENERAL FUND											
54160			ADMIN OF SEX OFFENDER REGISTRY											
000			000											
101	54160	358	REMITTANCE OF REVENUES	0	0	0	5,800	2,350	0	-2,350	0	0	0	0%
101	54160	---		0	0	0	5,800	2,350	0	-2,350	0	0	0	0%
101	54160	---		0	0	0	5,800	2,350	0	-2,350	0	0	0	0%
=====														
54210			JAIL											
000			000											
101	54210	106	DEPUTIES	187,766	211,135	23,369	2,474,676	391,590	389,355	-2,236	0	2,657,712	2,268,357	15%
101	54210	110	LIEUTENANTS (DET. CTR.)	28,902	29,920	1,018	423,708	58,576	58,999	423	0	510,306	451,307	12%
101	54210	115	SERGEANT(S) (DET. CTR.)	17,502	15,667	-1,835	262,300	34,496	31,293	-3,203	0	284,784	253,491	11%
101	54210	169	PART'TIME PERSONNEL	2,841	2,508	-333	39,154	5,617	5,071	-546	0	56,814	51,743	9%
101	54210	188	BONUS PAYMENTS	0	81,605	81,605	0	0	81,605	81,605	0	81,605	0	100%
101	54210	189	OTHER SALARIES & WAGES	50,185	49,083	-1,103	715,188	100,587	97,192	-3,394	0	715,122	617,930	14%
101	54210	201	SOCIAL SECURITY	16,818	23,220	6,402	231,040	34,681	39,299	4,618	0	269,540	230,241	15%
101	54210	204	PENSIONS	24,737	26,855	2,119	324,533	50,100	50,602	502	0	400,540	349,938	13%
101	54210	205	EMPLOYEE AND DEPENDENT INSUR	80,708	87,916	7,209	962,271	160,664	174,096	13,433	0	1,083,160	909,064	16%
101	54210	212	EMPLOYER MEDICARE	3,948	5,434	1,487	54,165	8,140	9,195	1,055	0	63,040	53,845	15%
101	54210	299	OTHER FRINGE BENEFITS	132	0	-132	1,761	663	720	57	0	3,000	2,280	24%
101	54210	301	ACCOUNTING SERVICES	0	0	0	9,360	0	0	0	0	0	0	0%
101	54210	307	COMMUNICATION(DETENTION CTR)	323	334	10	3,966	428	439	11	0	8,500	8,061	5%
101	54210	310	CONTRACTS - PRISONER TRANSP	0	0	0	30,000	0	0	0	0	30,000	30,000	0%
101	54210	312	CONTRACTS WITH PRIVATE AGENC	40	284,452	284,412	1,692,228	40	284,452	284,412	1,373,189	1,708,290	50,650	97%
101	54210	320	DUES AND MEMBERSHIPS	0	0	0	0	0	0	0	0	300	300	0%
101	54210	327	FREIGHT EXPENSES (JAIL)	0	0	0	75	0	0	0	0	0	0	0%
101	54210	334	MAINTENANCE AGREEMENTS	26,273	48,135	21,862	236,101	53,041	48,135	-4,906	183,773	236,100	4,192	98%
101	54210	335	MAINTENANCE & REPAIR - BLDGS	0	0	0	15,610	0	150	150	6,410	52,000	45,440	13%
101	54210	336	MAINTENANCE & REPAIR - EQUIP	0	1,093	1,093	26,648	0	3,536	3,536	100	20,000	16,364	18%
101	54210	340	MEDICAL & DENTAL SERV (JAIL)	0	0	0	9,500	0	0	0	2,500	12,000	9,500	21%
101	54210	347	PEST CONTROL (JAIL)	0	5,500	5,500	5,500	5,500	5,500	0	0	7,000	1,500	79%
101	54210	348	POSTAL CHARGES (JAIL)	0	0	0	288	288	0	-288	0	700	700	0%
101	54210	349	PRINTING	0	0	0	3,775	0	0	0	0	4,000	4,000	0%
101	54210	350	INTERNET CONNECTIVITY	751	397	-354	4,533	751	793	42	0	4,500	3,707	18%
101	54210	351	RENTALS (JAIL)	960	1,015	55	11,525	960	1,365	405	10,510	13,000	1,125	91%
101	54210	354	TRANSPORTATION (PRISONERS)	0	0	0	0	0	0	0	0	7,000	7,000	0%

Fnd	Acct	Obj	Account Level Description	August 2020-21	August 2021-22	MONTHLY DIFFERENCE	2020-21 TOTALS	2020-21 YTD	2021-22 YTD	YTD DIFFERENCE	2021-22 OPEN POS	2021-22 BUDGET	REMAINING BUDGET	% BUDGET USED
101			GENERAL FUND											
54210			JAIL											
000			000											
101	54210	355	TRAVEL (JAIL)	15	0	-15	2,657	718	0	-718	0	8,000	8,000	0%
101	54210	356	REGISTRATION FEES	0	0	0	889	0	0	0	0	5,000	5,000	0%
101	54210	359	DISPOSAL FEES	824	837	14	9,059	824	837	14	0	10,100	9,263	8%
101	54210	399	OTHER CONTRACTED SERVICES	0	0	0	0	0	0	0	0	4,500	4,500	0%
101	54210	410	CUSTODIAL SUPPLIES (JAIL)	0	5,196	5,196	74,948	0	7,923	7,923	848	75,000	66,229	12%
101	54210	411	DATA PROCESSING SUPPLIES	2,232	0	-2,232	10,801	2,232	0	-2,232	0	30,900	30,900	0%
101	54210	412	DIESEL FUEL	0	0	0	0	0	0	0	0	500	500	0%
101	54210	414	DUPLICATING SUPPLIES (JAIL)	0	0	0	3,081	0	0	0	580	5,600	5,020	10%
101	54210	415	ELECTRICITY(DETENTION CTR)	29,404	28,347	-1,057	267,682	29,404	28,347	-1,057	0	325,000	296,653	9%
101	54210	421	FOOD PREPARATION SUPP (JAIL)	0	5,319	5,319	11,469	0	5,319	5,319	4,178	15,000	5,503	63%
101	54210	422	FOOD SUPPLIES (JAIL)	51,437	59,176	7,740	668,336	51,437	59,176	7,740	135,824	710,000	515,000	27%
101	54210	431	LAW ENFORCEMENT SUPP (JAIL)	0	5,800	5,800	13,810	0	5,800	5,800	0	14,500	8,700	40%
101	54210	434	NATURAL GAS(DETENTION CTR)	4,820	3,202	-1,618	66,798	4,820	3,202	-1,618	0	74,500	71,298	4%
101	54210	435	OFFICE SUPPLIES (JAIL)	473	0	-473	13,336	473	0	-473	427	13,500	13,073	3%
101	54210	441	PRISONERS CLOTHING	0	4,714	4,714	19,194	0	4,714	4,714	0	31,000	26,286	15%
101	54210	451	UNIFORMS	0	238	238	25,819	0	238	238	1,684	30,000	28,078	6%
101	54210	454	WATER AND SEWER(DETENTION CT	14,027	15,374	1,347	152,830	14,027	15,374	1,347	0	150,000	134,626	10%
101	54210	468	CHEMICALS	0	0	0	0	0	0	0	0	2,400	2,400	0%
101	54210	499	OTHER SUPP & MATERI (JAIL)	7,278	4,194	-3,083	67,354	7,278	4,251	-3,027	5,132	42,500	33,117	22%
101	54210	502	BUILDING AND CONTENTS INSURA	0	0	0	56,648	81,601	84,725	3,124	0	57,000	-27,725	149%
101	54210	506	LIABILITY INSURANCE	0	0	0	140	0	0	0	0	0	0	0%
101	54210	515	LIABILITY CLAIMS	500	0	-500	500	500	0	-500	0	1,000	1,000	0%
101	54210	530	FINES, ASSESSMENTS, PENALTIE	0	10	10	71	0	10	10	0	0	-10	0%
101	54210	599	OTHER CHARGES (JAIL)	0	0	0	0	0	0	0	0	8,500	8,500	0%
101	54210	709	DATA PROCESSING EQUIPMENT	0	0	0	7,381	0	0	0	0	10,000	10,000	0%
101	54210	716	LAW ENFORCEMENT EQUIPMENT	0	0	0	10,480	0	0	0	0	0	0	0%
101	54210	717	MAINTENANCE EQUIPMENT	0	0	0	2,759	0	0	0	0	0	0	0%
101	54210	---		552,896	1,006,676	453,784	9,023,947	1,099,436	1,501,713	402,280	1,725,155	9,853,513	6,626,646	33%
101	54210	---		552,896	1,006,676	453,784	9,023,947	1,099,436	1,501,713	402,280	1,725,155	9,853,513	6,626,646	33%

Fnd	Acct	Obj	Account Level Description	August 2020-21	August 2021-22	MONTHLY DIFFERENCE	2020-21 TOTALS	2020-21 YTD	2021-22 YTD	YTD DIFFERENCE	2021-22 OPEN POS	2021-22 BUDGET	REMAINING BUDGET	% BUDGET USED
101			GENERAL FUND											
54240			JUVENILE SERVICES											
000			000											
101	54240	105	SUPERVISOR'DIRECTOR	4,149	4,232	83	54,132	8,258	8,422	164	0	55,284	46,862	15%
101	54240	112	YOUTH SERVICE OFFICER(S)	8,394	8,327	-68	101,602	16,706	16,524	-182	0	112,892	96,368	15%
101	54240	133	PARAPROFESSIONALS	3,869	3,947	78	50,472	7,699	7,854	155	0	51,510	43,656	15%
101	54240	188	BONUS PAYMENTS	0	5,308	5,308	0	0	5,308	5,308	0	6,429	1,121	83%
101	54240	201	SOCIAL SECURITY	980	1,318	338	12,388	1,960	2,293	334	0	14,020	11,727	16%
101	54240	204	PENSIONS	1,577	1,343	-234	19,114	3,139	2,669	-470	0	21,120	18,451	13%
101	54240	205	EMPLOYEE AND DEPENDENT INSUR	2,970	2,471	-499	33,264	5,940	4,942	-998	0	37,076	32,134	13%
101	54240	212	EMPLOYER MEDICARE	229	308	79	2,897	458	536	78	0	3,280	2,744	16%
101	54240	299	OTHER FRINGE BENEFITS	0	0	0	267	159	0	-159	0	450	450	0%
101	54240	307	COMMUNICATION (JUVENILE SERV	151	184	33	2,255	151	184	33	0	2,000	1,816	9%
101	54240	309	CONTRACTS WITH GOVT.AGENCIES	0	0	0	4,500	0	0	0	0	4,500	4,500	0%
101	54240	310	CONTR.W'OTHER PUBLIC AGENCIE	17,298	10,294	-7,004	186,554	17,298	10,294	-7,004	0	168,000	157,706	6%
101	54240	312	CONTRACTS - PRIVATE AGENCIES	9	0	-9	151	9	13	4	137	150	0	100%
101	54240	317	DATA PROCESSING SERVICES	0	0	0	3,750	0	0	0	3,750	3,750	0	100%
101	54240	320	DUES AND MEMBERSHIPS	0	0	0	0	0	0	0	0	950	950	0%
101	54240	334	MAINTENANCE AGREEMENTS	0	0	0	837	165	0	-165	1,742	2,000	258	87%
101	54240	348	POSTAL CHARGES	0	0	0	0	0	0	0	0	3,000	3,000	0%
101	54240	351	RENTALS	0	0	0	624	156	0	-156	624	1,300	676	48%
101	54240	355	TRAVEL (JUVENILE)	0	0	0	382	0	0	0	0	7,500	7,500	0%
101	54240	356	REGISTRATION FEES	0	0	0	0	0	570	570	0	200	-370	285%
101	54240	413	DRUGS AND MEDICAL SUPPLIES	0	0	0	894	0	0	0	0	500	500	0%
101	54240	414	DUPLICATING SUPPLIES (JUVENI	0	0	0	203	0	0	0	0	350	350	0%
101	54240	435	OFFICE SUPPLIES (JUVENILE)	0	0	0	2,143	0	0	0	1,822	8,500	6,678	21%
101	54240	599	OTHER CHARGES	0	0	0	0	0	0	0	0	300	300	0%
101	54240	---		39,626	37,732	-1,895	476,429	62,098	59,609	-2,488	8,075	505,061	437,377	13%
101	54240	---		39,626	37,732	-1,895	476,429	62,098	59,609	-2,488	8,075	505,061	437,377	13%
				=====	=====	=====	=====	=====	=====	=====	=====	=====	=====	=====
54250			WORK RELEASE PROGRAM											
000			000											
101	54250	191	BD & COMMITTEE MEMBERS FEES	900	1,620	720	9,360	1,620	1,620	0	0	10,800	9,180	15%
101	54250	201	SOCIAL SECURITY	56	100	45	578	100	100	1	0	710	610	14%
101	54250	204	PENSIONS	29	0	-29	254	52	0	-52	0	300	300	0%
101	54250	212	EMPLOYER MEDICARE	13	23	11	135	23	23	0	0	160	137	15%

Fnd	Acct	Obj	Account Level Description	August 2020-21	August 2021-22	MONTHLY DIFFERENCE	2020-21 TOTALS	2020-21 YTD	2021-22 YTD	YTD DIFFERENCE	2021-22 OPEN POS	2021-22 BUDGET	REMAINING BUDGET	% BUDGET USED
101			GENERAL FUND											
54250			WORK RELEASE PROGRAM											
000			000											
101	54250	---		998	1,743	747	10,327	1,795	1,743	-51	0	11,970	10,227	15%
101	54250	---		998	1,743	747	10,327	1,795	1,743	-51	0	11,970	10,227	15%
				=====	=====	=====	=====	=====	=====	=====	=====	=====	=====	=====
54310			FIRE PREVENTION AND CONTROL											
000			000											
101	54310	316	CONTRIBUTIONS	0	0	0	971,000	268,500	252,375	-16,125	0	990,500	738,125	25%
101	54310	599	OTHER CHARGES	0	0	0	0	0	0	0	0	21,000	21,000	0%
101	54310	---		0	0	0	971,000	268,500	252,375	-16,125	0	1,011,500	759,125	25%
101	54310	---		0	0	0	971,000	268,500	252,375	-16,125	0	1,011,500	759,125	25%
				=====	=====	=====	=====	=====	=====	=====	=====	=====	=====	=====
54410			CIVIL DEFENSE - E.M.A.											
000			000											
101	54410	105	SUPERVISOR/DIRECTOR	4,864	5,210	346	63,461	9,681	10,247	567	0	68,000	57,753	15%
101	54410	169	PART-TIME PERSONNEL	960	224	-736	12,621	1,440	788	-652	0	16,500	15,712	5%
101	54410	188	BONUS PAYMENTS	0	3,121	3,121	0	0	3,121	3,121	0	3,135	14	100%
101	54410	189	OTHER SALARIES & WAGES	3,139	3,234	94	41,193	6,247	6,420	173	0	42,230	35,810	15%
101	54410	201	SOCIAL SECURITY	538	712	175	7,047	1,041	1,238	198	0	8,070	6,832	15%
101	54410	204	PENSIONS	769	811	42	10,057	1,531	1,602	71	0	10,600	8,998	15%
101	54410	205	EMPLOYEE AND DEPENDENT INSUR	2,174	2,260	87	26,082	4,347	4,521	174	0	27,144	22,623	17%
101	54410	212	EMPLOYER MEDICARE	126	167	41	1,648	243	290	46	0	1,890	1,600	15%
101	54410	299	OTHER FRINGE BENEFITS	0	0	0	0	0	0	0	0	600	600	0%
101	54410	307	COMMUNICATION	424	345	-79	3,894	598	516	-82	0	11,650	11,134	4%
101	54410	309	CONTRACTS WITH GOVERNMENT AG	0	0	0	3,000	0	0	0	0	0	0	0%
101	54410	317	DATA PROCESSING SERVICES	0	0	0	0	0	0	0	624	650	26	96%
101	54410	320	DUES AND MEMBERSHIPS	0	110	110	110	110	110	0	0	300	190	37%
101	54410	333	LICENSES	0	0	0	0	0	0	0	0	200	200	0%
101	54410	334	MAINTENANCE AGREEMENTS	85	85	1	9,917	85	85	1	2,915	8,210	5,210	37%
101	54410	337	MAINTENANCE AND REPAIR SERVI	0	0	0	0	0	0	0	0	1,010	1,010	0%
101	54410	338	MAINTENANCE AND REPAIR SERVI	0	0	0	0	0	0	0	0	500	500	0%
101	54410	348	POSTAL CHARGES	0	0	0	0	0	0	0	0	50	50	0%

Fnd	Acct	Obj	Account Level Description	August 2020-21	August 2021-22	MONTHLY DIFFERENCE	2020-21 TOTALS	2020-21 YTD	2021-22 YTD	YTD DIFFERENCE	2021-22 OPEN POS	2021-22 BUDGET	REMAINING BUDGET	% BUDGET USED
101			GENERAL FUND											
54410			CIVIL DEFENSE - E.M.A.											
000			000											
101	54410	349	PRINTING, STATIONERY AND FOR	0	0	0	120	0	0	0	0	1,000	1,000	0%
101	54410	350	INTERNET CONNECTIVITY	0	515	515	3,088	522	772	250	0	5,200	4,428	15%
101	54410	351	RENTALS	1,150	1,150	0	13,800	2,300	2,300	0	11,500	13,800	0	100%
101	54410	353	TOWING SERVICES	0	0	0	900	0	0	0	0	0	0	0%
101	54410	355	TRAVEL	0	650	650	0	0	650	650	0	7,280	6,630	9%
101	54410	356	TUITION	0	0	0	200	0	470	470	0	4,350	3,880	11%
101	54410	410	CUSTODIAL SUPPLIES	0	0	0	0	0	0	0	0	300	300	0%
101	54410	411	DATA PROCESSING SUPPLIES	0	0	0	278	0	0	0	0	1,500	1,500	0%
101	54410	422	FOOD SUPPLIES	0	0	0	99	0	0	0	0	0	0	0%
101	54410	425	GASOLINE	144	319	175	2,345	144	319	175	9,681	10,000	0	100%
101	54410	435	OFFICE SUPPLIES	0	0	0	848	0	0	0	800	800	0	100%
101	54410	446	SMALL TOOLS	0	0	0	12,879	0	0	0	200	7,143	6,943	3%
101	54410	450	TIRES AND TUBES	0	0	0	0	0	0	0	0	1,000	1,000	0%
101	54410	451	UNIFORMS	0	0	0	678	0	0	0	0	1,500	1,500	0%
101	54410	453	VEHICLE PARTS	0	0	0	0	0	0	0	0	1,000	1,000	0%
101	54410	502	BUILDING AND CONTENTS INSURA	0	0	0	125	125	129	4	0	300	171	43%
101	54410	506	LIABILITY INSURANCE	0	0	0	309	309	321	12	0	300	-21	107%
101	54410	511	INSURANCE-VEHICLE/EQUIP	0	0	0	1,278	1,278	1,321	43	0	1,300	-21	102%
101	54410	530	FINES, ASSESSMENTS, PENALTIE	0	20	20	10	0	20	20	0	0	-20	0%
101	54410	709	DATA PROCESSING EQUIPMENT	0	0	0	3,115	0	0	0	0	2,400	2,400	0%
101	54410	711	FURNITURE AND FIXTURES	0	0	0	239	0	0	0	0	0	0	0%
101	54410	790	OTHER EQUIPMENT	0	0	0	307	0	0	0	0	0	0	0%
101	54410	---		14,373	18,933	4,562	219,648	30,001	35,240	5,241	25,720	259,912	198,952	23%
020			FEMA 4/13/20 FLOOD											
101	54410	312	CONTRACTS W/PRIV/FEMA FLOOD	0	0	0	3,810	3,810	0	-3,810	0	0	0	0%
101	54410	---		0	0	0	3,810	3,810	0	-3,810	0	0	0	0%
101	54410	---		14,373	18,933	4,562	223,458	33,811	35,240	1,431	25,720	259,912	198,952	23%
=====														

Fnd	Acct	Obj	Account Level Description	August 2020-21	August 2021-22	MONTHLY DIFFERENCE	2020-21 TOTALS	2020-21 YTD	2021-22 YTD	YTD DIFFERENCE	2021-22 OPEN POS	2021-22 BUDGET	REMAINING BUDGET	% BUDGET USED
101			GENERAL FUND											
54420			RESCUE SQUAD & LIFE SAVING CRE											
000			000											
101	54420	316	CONTRIBUTIONS	0	0	0	84,300	42,150	43,000	850	0	86,000	43,000	50%
101	54420	---		0	0	0	84,300	42,150	43,000	850	0	86,000	43,000	50%
101	54420	---		0	0	0	84,300	42,150	43,000	850	0	86,000	43,000	50%
=====														
54490			OTHER EMERGENCY MANAGEMENT											
262			HOMELAND SECURITY GRANT 2018											
101	54490	316	HOMELAND SECURITY GRANT 2018	0	0	0	45,336	0	0	0	0	0	0	0%
101	54490	---		0	0	0	45,336	0	0	0	0	0	0	0%
263			HOMELAND SECURITY GRANT 2019											
101	54490	316	HOMELAND SECURITY GRANT 2019	0	0	0	53,618	0	0	0	0	0	0	0%
101	54490	---		0	0	0	53,618	0	0	0	0	0	0	0%
264			HOMELAND SECURITY GRANT 2020											
101	54490	316	HOMELAND SECURITY GRANT 2019	0	0	0	0	0	0	0	0	128,000	128,000	0%
101	54490	---		0	0	0	0	0	0	0	0	128,000	128,000	0%
101	54490	---		0	0	0	98,954	0	0	0	0	128,000	128,000	0%
=====														
54610			COUNTY MEDICAL EXAMINER											
000			000											
101	54610	309	CONTRACT W/ GOVT AGENCIES	0	0	0	285,500	0	0	0	0	293,000	293,000	0%
101	54610	---		0	0	0	285,500	0	0	0	0	293,000	293,000	0%
101	54610	---		0	0	0	285,500	0	0	0	0	293,000	293,000	0%
=====														

Fnd	Acct	Obj	Account Level Description	August 2020-21	August 2021-22	MONTHLY DIFFERENCE	2020-21 TOTALS	2020-21 YTD	2021-22 YTD	YTD DIFFERENCE	2021-22 OPEN POS	2021-22 BUDGET	REMAINING BUDGET	% BUDGET USED
101			GENERAL FUND											
54900			OTHER PUBLIC SAFETY											
000			000											
101	54900	105	SUPERVISOR'DIRECTOR	494	504	10	6,451	994	1,003	9	0	6,579	5,576	15%
101	54900	188	BONUS PAYMENTS	0	0	0	0	0	0	0	0	194	194	0%
101	54900	201	SOCIAL SECURITY	31	31	1	400	62	62	1	0	420	358	15%
101	54900	204	PENSIONS	48	48	1	620	96	96	1	0	640	544	15%
101	54900	212	EMPLOYER MEDICARE	7	7	0	93	14	15	0	0	100	85	15%
101	54900	309	CONTRACTS WITH GOVERNMENT AG	0	0	0	0	0	0	0	0	9,600	9,600	0%
101	54900	316	CONTRIBUTIONS(E911)	0	0	0	900,000	150,000	162,500	12,500	0	975,000	812,500	17%
101	54900	---		580	590	12	907,564	151,166	163,676	12,511	0	992,533	828,857	16%
101	54900	---		580	590	12	907,564	151,166	163,676	12,511	0	992,533	828,857	16%
=====														
55110			LOCAL HEALTH CENTER											
000			000											
101	55110	131	MEDICAL PERSONNEL	16,873	15,471	-1,402	213,181	33,678	29,014	-4,664	0	225,930	196,916	13%
101	55110	162	CLERICAL PERSONNEL	14,859	12,853	-2,005	191,270	29,740	26,480	-3,261	0	200,124	173,645	13%
101	55110	166	CUSTODIAL PERSONNEL	0	1,683	1,683	18,004	658	3,350	2,691	0	22,644	19,295	15%
101	55110	169	PART'TIME PERSONNEL	2,250	2,060	-190	27,915	3,519	3,453	-66	0	33,456	30,003	10%
101	55110	188	BONUS PAYMENTS	0	10,803	10,803	0	0	10,803	10,803	0	14,916	4,113	72%
101	55110	189	OTHER SALARIES AND WAGES	1,336	2,585	1,249	33,055	5,677	5,144	-534	0	58,446	53,302	9%
101	55110	201	SOCIAL SECURITY	2,085	2,725	640	28,623	4,325	4,653	328	0	34,450	29,797	14%
101	55110	204	PENSIONS	3,008	2,675	-333	42,513	6,303	5,383	-919	0	48,740	43,357	11%
101	55110	205	EMPLOYEE AND DEPENDENT INSUR	9,423	7,993	-1,430	115,880	20,034	17,630	-2,404	0	152,142	134,512	12%
101	55110	212	EMPLOYER MEDICARE	488	637	150	6,694	1,011	1,088	77	0	8,060	6,972	14%
101	55110	299	OTHER FRINGE BENEFITS	0	0	0	-231	0	0	0	0	0	0	0%
101	55110	307	COMMUNICATION (HEALTH DEPT)	1,487	1,520	33	18,915	1,487	1,520	33	800	17,800	15,480	13%
101	55110	309	CONTR.W'GOV.AG.(SUPPLE.PAY)	0	0	0	17,400	0	0	0	0	17,400	17,400	0%
101	55110	312	CONTRACTS - PRIVATE AGENCIES	182	366	184	3,645	376	463	87	3,737	4,250	50	99%
101	55110	320	DUES AND MEMBERSHIPS	0	0	0	200	0	0	0	0	380	380	0%
101	55110	328	JANITORIAL SERVICES	0	1,200	1,200	13,299	0	1,200	1,200	12,100	13,300	0	100%
101	55110	330	OPERATING LEASE PAYMENTS	0	0	0	19,141	0	0	0	19,142	19,200	58	100%
101	55110	334	MAINTENANCE AGREEMENTS	653	2,162	1,509	16,977	5,525	12,743	7,218	15,368	20,940	-7,171	134%
101	55110	335	MAINTENANCE & REPAIR - BLDGS	0	0	0	14,587	0	0	0	4,000	14,000	10,000	29%
101	55110	336	MAINTENANCE & REPAIR - EQUIP	153	3,404	3,250	15,043	153	3,486	3,333	15,514	19,000	0	100%
101	55110	347	PEST CONTROL (HEALTH DEPT)	0	0	0	272	192	182	-10	0	500	318	36%

Fnd	Acct	Obj	Account Level Description	August 2020-21	August 2021-22	MONTHLY DIFFERENCE	2020-21 TOTALS	2020-21 YTD	2021-22 YTD	YTD DIFFERENCE	2021-22 OPEN POS	2021-22 BUDGET	REMAINING BUDGET	% BUDGET USED
101			GENERAL FUND											
55110			LOCAL HEALTH CENTER											
000			000											
101	55110	348	POSTAL CHARGES (HEALTH DEPT)	0	0	0	3,374	0	3,000	3,000	0	3,000	0	100%
101	55110	349	PRINTING	468	0	-468	468	468	0	-468	1,000	1,000	0	100%
101	55110	351	RENTALS (HEALTH DEPT)	1,339	1,510	171	15,074	2,010	4,078	2,069	10,510	14,600	12	100%
101	55110	355	TRAVEL (HEALTH DEPT)	2	139	137	1,348	2	139	137	0	2,000	1,861	7%
101	55110	359	DISPOSAL FEES	0	0	0	0	0	0	0	0	100	100	0%
101	55110	399	OTHER CONTRACTED SERVICES	0	1,125	1,125	10,928	0	2,700	2,700	11,600	14,300	0	100%
101	55110	410	CUSTODIAL SUPP (HEALTH DEPT)	1,242	558	-684	7,679	1,370	558	-812	1,950	13,000	10,493	19%
101	55110	413	DRUGS & MEDICAL SUPP (HEALTH	1,110	3,923	2,812	23,963	1,110	3,923	2,812	923	50,000	45,154	10%
101	55110	414	DUPLICATING SUPPLIES	0	0	0	1,949	0	0	0	0	2,000	2,000	0%
101	55110	415	ELECTRICITY (HEALTH DEPT)	5,179	5,031	-148	50,302	5,179	5,031	-148	0	51,000	45,969	10%
101	55110	434	NATURAL GAS	42	44	2	3,033	42	44	2	0	3,200	3,156	1%
101	55110	435	OFFICE SUPPLIES (HEALTH DEPT)	1,080	144	-936	8,724	1,080	144	-936	427	10,000	9,429	6%
101	55110	454	WATER & SEWER (HEALTH DEPT)	950	933	-17	15,858	950	933	-17	0	12,000	11,067	8%
101	55110	499	OTHER SUPP & MATERI (HEALTH	0	0	0	1,188	0	0	0	4,000	4,000	0	100%
101	55110	502	BUILDING AND CONTENTS INSURA	0	0	0	8,984	8,984	9,325	341	0	9,000	-325	104%
101	55110	506	LIABILITY INSURANCE	0	0	0	6,129	4,780	4,937	157	0	4,886	-51	101%
101	55110	513	WORKMEN'S COMPENSATION INSUR	0	0	0	3,465	3,465	3,261	-204	0	3,614	353	90%
101	55110	515	LIABILITY CLAIMS	0	0	0	127	0	0	0	0	0	0	0%
101	55110	530	FINES, ASSESSMENTS, PENALTIE	0	17	17	116	0	39	39	0	0	-39	0%
101	55110	711	FURNITURE AND FIXTURES	0	0	0	0	0	0	0	3,000	3,000	0	100%
101	55110	---		64,209	81,561	17,352	959,092	142,118	164,704	22,584	104,071	1,126,378	857,606	24%
825			HEALTH DGA GRANT											
101	55110	162	CLERICAL PERSONNEL	13,482	13,268	-214	179,357	26,832	26,430	-402	0	200,252	173,822	13%
101	55110	188	BONUS PAYMENTS/HEALTH DGA GR	0	11,831	11,831	0	0	11,831	11,831	0	11,831	0	100%
101	55110	189	OTHER SALARIES AND WAGES	26,119	23,130	-2,989	315,149	48,962	44,752	-4,210	0	448,681	403,929	10%
101	55110	201	SOCIAL SECURITY	2,260	2,839	580	28,353	4,331	4,858	526	0	40,967	36,109	12%
101	55110	204	PENSIONS	3,806	2,991	-815	46,476	7,284	5,950	-1,334	0	60,098	54,148	10%
101	55110	205	EMPLOYEE AND DEPENDENT INSUR	17,546	14,751	-2,794	201,245	33,903	28,885	-5,018	0	303,512	274,627	10%
101	55110	212	EMPLOYER MEDICARE	529	664	136	6,631	1,013	1,136	123	0	9,581	8,445	12%
101	55110	299	OTHER FRINGE BENEFITS	0	0	0	483	231	135	-96	0	17,206	17,071	1%
101	55110	355	TRAVEL (HEALTH DEPT)	10	124	113	575	10	124	113	0	15,000	14,876	1%
101	55110	356	TUITION (HEALTH DEPT)	0	0	0	510	0	0	0	0	0	0	0%
101	55110	506	LIABILITY INSURANCE	0	0	0	111	0	111	111	0	10,243	10,132	1%

Fnd	Acct	Obj	Account Level Description	August 2020-21	August 2021-22	MONTHLY DIFFERENCE	2020-21 TOTALS	2020-21 YTD	2021-22 YTD	YTD DIFFERENCE	2021-22 OPEN POS	2021-22 BUDGET	REMAINING BUDGET	% BUDGET USED
101			GENERAL FUND											
55110			LOCAL HEALTH CENTER											
825			HEALTH DGA GRANT											
101	55110	---		63,752	69,598	5,848	778,890	122,566	124,212	1,644	0	1,117,371	993,159	11%
830			HEALTH SPECIAL NEEDS 1ST FLOOR											
101	55110	711	FURNITURE AND FIXTURES	0	0	0	8,428	0	0	0	0	0	0	0%
101	55110	---		0	0	0	8,428	0	0	0	0	0	0	0%
833			HEALTH CHRONIC DISEASE											
101	55110	169	HEALTH CHRONIC DISEASE	1,566	1,179	-388	20,534	2,903	2,568	-335	0	26,669	24,101	10%
101	55110	188	BONUS PAYMENTS/HEALTH CDC GR	0	631	631	0	0	631	631	0	631	0	100%
101	55110	201	HEALTH CHRONIC DISEASE	97	112	15	1,273	180	198	18	0	3,000	2,802	7%
101	55110	212	HEALTH CHRONIC DISEASE	23	26	4	298	42	46	4	0	1,653	1,607	3%
101	55110	499	HEALTH CHRONIC DISEASE	0	0	0	149	0	0	0	0	10,237	10,237	0%
101	55110	---		1,686	1,948	262	22,254	3,125	3,443	318	0	42,190	38,747	8%
101	55110	---		129,647	153,107	23,462	1,768,664	267,809	292,359	24,546	104,071	2,285,939	1,889,512	17%
=====														
55120			RABIES AND ANIMAL CONTROL											
000			000											
101	55120	316	CONTRIBUTIONS	0	0	0	190,000	47,500	62,500	15,000	0	250,000	187,500	25%
101	55120	---		0	0	0	190,000	47,500	62,500	15,000	0	250,000	187,500	25%
101	55120	---		0	0	0	190,000	47,500	62,500	15,000	0	250,000	187,500	25%
=====														
55130			AMBULANCE/EMERGENCY MEDICAL SE											
000			000											
101	55130	316	CONTRIBUTIONS	148,117	155,979	7,863	1,777,400	296,233	311,959	15,725	0	1,871,753	1,559,794	17%
101	55130	---		148,117	155,979	7,863	1,777,400	296,233	311,959	15,725	0	1,871,753	1,559,794	17%

Fnd	Acct	Obj	Account Level Description	August 2020-21	August 2021-22	MONTHLY DIFFERENCE	2020-21 TOTALS	2020-21 YTD	2021-22 YTD	YTD DIFFERENCE	2021-22 OPEN POS	2021-22 BUDGET	REMAINING BUDGET	% BUDGET USED
101			GENERAL FUND											
55130			AMBULANCE/EMERGENCY MEDICAL SE											
000			000											
101	55130	---		148,117	155,979	7,863	1,777,400	296,233	311,959	15,725	0	1,871,753	1,559,794	17%
				=====	=====	=====	=====	=====	=====	=====	=====	=====	=====	=====
55310			REGIONAL MENTAL HEALTH CENTER											
000			000											
101	55310	316	CONTRIBUTIONS	0	0	0	17,000	8,500	8,500	0	0	17,000	8,500	50%
101	55310	---		0	0	0	17,000	8,500	8,500	0	0	17,000	8,500	50%
101	55310	---		0	0	0	17,000	8,500	8,500	0	0	17,000	8,500	50%
				=====	=====	=====	=====	=====	=====	=====	=====	=====	=====	=====
55510			GENERAL WELFARE ASSISTANCE											
000			000											
101	55510	341	PAUPER BURIALS	2,400	2,400	0	32,200	3,600	4,800	1,200	0	25,000	20,200	19%
101	55510	---		2,400	2,400	0	32,200	3,600	4,800	1,200	0	25,000	20,200	19%
101	55510	---		2,400	2,400	0	32,200	3,600	4,800	1,200	0	25,000	20,200	19%
				=====	=====	=====	=====	=====	=====	=====	=====	=====	=====	=====
55720			SANITATION EDUCATION/INFORMATI											
000			000											
101	55720	189	OTHER SALARIES & WAGES	3,214	3,574	360	29,680	4,822	5,362	540	0	29,680	24,318	18%
101	55720	201	SOCIAL SECURITY	182	207	25	1,840	273	310	37	0	1,850	1,540	17%
101	55720	204	PENSIONS	309	344	35	2,855	463	515	52	0	2,850	2,335	18%
101	55720	205	EMPLOYEE AND DEPENDENT INSUR	1,580	1,643	63	0	2,369	2,464	95	0	0	-2,464	0%
101	55720	212	EMPLOYER MEDICARE	43	48	6	430	64	73	9	0	440	367	16%
101	55720	302	ADVERTISING	-4,800	10,000	14,800	17,988	-4,800	10,000	14,800	0	28,000	18,000	36%
101	55720	499	OTHER SUPPLIES & MATERIALS	0	0	0	8,821	0	0	0	0	9,200	9,200	0%
101	55720	---		528	15,816	15,289	61,614	3,191	18,724	15,533	0	72,020	53,296	26%
101	55720	---		528	15,816	15,289	61,614	3,191	18,724	15,533	0	72,020	53,296	26%
				=====	=====	=====	=====	=====	=====	=====	=====	=====	=====	=====

Fnd	Acct	Obj	Account Level Description	August 2020-21	August 2021-22	MONTHLY DIFFERENCE	2020-21 TOTALS	2020-21 YTD	2021-22 YTD	YTD DIFFERENCE	2021-22 OPEN POS	2021-22 BUDGET	REMAINING BUDGET	% BUDGET USED
101			GENERAL FUND											
56100			ADULT ACTIVITIES											
000			000											
101	56100	316	CONTRIBUTIONS	0	0	0	114,000	38,000	41,500	3,500	0	121,000	79,500	34%
101	56100	---		0	0	0	114,000	38,000	41,500	3,500	0	121,000	79,500	34%
101	56100	---		0	0	0	114,000	38,000	41,500	3,500	0	121,000	79,500	34%
=====														
56500			LIBRARIES											
000			000											
101	56500	103	ASSISTANT(S)	5,306	5,411	106	69,078	10,506	10,770	264	0	70,686	59,916	15%
101	56500	105	SUPERVISOR/DIRECTOR	4,305	4,391	86	56,168	8,568	8,739	171	0	57,324	48,585	15%
101	56500	106	DEPUTY(IES)	11,176	11,372	197	146,550	22,154	22,627	473	0	150,552	127,925	15%
101	56500	166	CUSTODIAL PERSONNEL	571	940	369	9,628	1,111	1,855	744	0	15,810	13,955	12%
101	56500	169	PART'TIME PERSONNEL	7,982	8,406	424	101,908	15,775	16,522	747	0	115,515	98,993	14%
101	56500	188	BONUS PAYMENTS	0	9,814	9,814	0	0	9,814	9,814	0	9,814	0	100%
101	56500	201	SOCIAL SECURITY	1,752	2,420	668	22,866	3,475	4,198	723	0	25,950	21,752	16%
101	56500	204	PENSIONS	1,809	2,035	226	23,955	3,589	4,049	460	0	28,290	24,241	14%
101	56500	205	EMPLOYEE AND DEPENDENT INSUR	5,738	5,349	-388	64,692	11,475	10,698	-777	0	71,604	60,906	15%
101	56500	212	EMPLOYER MEDICARE	410	566	156	5,347	813	982	169	0	6,070	5,088	16%
101	56500	307	COMMUNICATION	66	179	113	742	100	213	113	0	800	587	27%
101	56500	312	CONTRACTS WITH PRIVATE AGENC	100	750	650	13,480	185	840	655	12,510	14,000	650	95%
101	56500	317	DATA PROCESSING SERVICES	0	0	0	1,798	0	0	0	1,811	1,850	39	98%
101	56500	333	LICENSES	0	935	935	1,707	350	935	585	815	1,750	0	100%
101	56500	334	MAINTENANCE AGREEMENTS	619	1,488	869	17,199	1,964	1,817	-147	15,258	18,000	925	95%
101	56500	335	MAINTENANCE & REPAIR - BLDGS	91	0	-91	3,302	91	0	-91	5,040	6,000	960	84%
101	56500	347	PEST CONTROL	100	0	-100	640	100	100	0	600	700	0	100%
101	56500	348	POSTAL CHARGES	500	500	0	535	500	500	0	0	500	0	100%
101	56500	350	INTERNET CONNECTIVITY	279	323	44	3,542	558	784	226	0	3,450	2,666	23%
101	56500	351	RENTALS	207	0	-207	2,484	414	0	-414	2,500	2,500	0	100%
101	56500	355	TRAVEL	0	0	0	0	0	0	0	0	400	400	0%
101	56500	356	TUITION	0	0	0	0	0	0	0	0	100	100	0%
101	56500	359	DISPOSAL FEES	0	0	0	30	0	0	0	0	0	0	0%
101	56500	410	CUSTODIAL SUPPLIES	0	0	0	2,677	0	292	292	0	2,800	2,508	10%
101	56500	411	DATA PROCESSING SUPPLIES	0	700	700	468	0	900	900	100	3,750	2,750	27%
101	56500	415	ELECTRICITY	852	1,564	712	16,557	1,632	2,229	598	0	18,000	15,771	12%
101	56500	432	LIBRARY BOOKS	5,252	6,052	799	52,268	5,252	6,070	817	3,584	53,200	43,546	18%

Fnd	Acct	Obj	Account Level Description	August 2020-21	August 2021-22	MONTHLY DIFFERENCE	2020-21 TOTALS	2020-21 YTD	2021-22 YTD	YTD DIFFERENCE	2021-22 OPEN POS	2021-22 BUDGET	REMAINING BUDGET	% BUDGET USED
101			GENERAL FUND											
56500			LIBRARIES											
000			000											
101	56500	434	NATURAL GAS	57	61	3	1,354	115	122	7	0	1,300	1,178	9%
101	56500	435	OFFICE SUPPLIES	0	666	666	4,736	100	666	565	0	4,500	3,834	15%
101	56500	437	PERIODICALS	100	0	-100	3,583	454	354	-100	3,545	4,200	301	93%
101	56500	451	UNIFORMS	0	0	0	550	0	0	0	0	0	0	0%
101	56500	454	WATER AND SEWER	87	277	190	2,852	87	277	190	0	2,000	1,723	14%
101	56500	471	SOFTWARE	0	0	0	3,370	0	0	0	775	2,200	1,425	35%
101	56500	499	OTHER SUPPLIES AND MATERIALS	0	152	152	4,301	0	152	152	0	5,000	4,848	3%
101	56500	502	BUILDING AND CONTENTS INSURA	0	0	0	0	0	2,513	2,513	0	2,300	-213	109%
101	56500	506	LIABILITY INSURANCE	0	0	0	2,592	2,592	2,674	82	0	2,000	-674	134%
101	56500	513	WORKMAN'S COMPENSATION INSUR	0	0	0	0	0	0	0	0	800	800	0%
101	56500	530	FINES, ASSESSMENTS, PENALTIE	0	6	6	40	0	6	6	0	0	-6	0%
101	56500	599	OTHER CHARGES	0	0	0	0	0	0	0	0	500	500	0%
101	56500	709	DATA PROCESSING EQUIPMENT	0	0	0	13,826	0	0	0	0	2,000	2,000	0%
101	56500	711	FURNITURE AND FIXTURES	0	0	0	8,121	0	0	0	0	0	0	0%
101	56500	---		47,359	64,357	16,999	662,946	91,960	111,698	19,737	46,538	706,215	547,979	22%
170			CITY OF JOHNSON CITY											
101	56500	316	JC/WASH COUNTY PUBLIC LIBRAR	0	0	0	121,000	35,500	38,000	2,500	0	127,000	89,000	30%
101	56500	---		0	0	0	121,000	35,500	38,000	2,500	0	127,000	89,000	30%
752			NHPRC LIBRARY GRANT											
101	56500	312	CONTRACTS - PRIVATE AGENCIES	0	0	0	633	0	0	0	0	0	0	0%
101	56500	---		0	0	0	633	0	0	0	0	0	0	0%
755			LIBRARY TRAINING 20-21											
101	56500	312	TECHNOLOGY TRNG GRANT 20-21	0	0	0	300	0	0	0	0	0	0	0%
101	56500	---		0	0	0	300	0	0	0	0	0	0	0%

Fnd	Acct	Obj	Account Level Description	August 2020-21	August 2021-22	MONTHLY DIFFERENCE	2020-21 TOTALS	2020-21 YTD	2021-22 YTD	YTD DIFFERENCE	2021-22 OPEN POS	2021-22 BUDGET	REMAINING BUDGET	% BUDGET USED
101			GENERAL FUND											
56500			LIBRARIES											
756			LIBRARY TECH EQUIPMENT 2021											
101	56500	709	LIBRARY TECH EQUIPMENT 2021	0	0	0	2,700	0	0	0	0	0	0	0%
101	56500	---		0	0	0	2,700	0	0	0	0	0	0	0%
101	56500	---		47,359	64,357	16,999	787,579	127,460	149,698	22,237	46,538	833,215	636,979	24%
=====														
56900			OTHER SOCIAL, CULTURAL & RECRE											
000			000											
101	56900	316	CONTRIBUTIONS	0	25,000	25,000	164,250	7,125	32,500	25,375	0	115,000	82,500	28%
101	56900	---		0	25,000	25,000	164,250	7,125	32,500	25,375	0	115,000	82,500	28%
101	56900	---		0	25,000	25,000	164,250	7,125	32,500	25,375	0	115,000	82,500	28%
=====														
57100			AGRICULTURAL EXTENSION SERVICE											
000			000											
101	57100	162	CLERICAL	1,795	0	-1,795	13,933	3,573	0	-3,573	0	0	0	0%
101	57100	201	SOCIAL SECURITY	92	0	-92	732	183	0	-183	0	0	0	0%
101	57100	204	PENSIONS	173	0	-173	1,190	343	0	-343	0	0	0	0%
101	57100	205	EMPLOYEE AND DEPENDENT INSUR	1,166	0	-1,166	8,159	2,331	0	-2,331	0	0	0	0%
101	57100	212	EMPLOYER MEDICARE	22	0	-22	171	43	0	-43	0	0	0	0%
101	57100	307	COMMUNICATION	0	0	0	0	0	0	0	0	3,100	3,100	0%
101	57100	309	CONTRACTS WITH GOVERNMENT AG	0	0	0	333,415	0	0	0	0	407,020	407,020	0%
101	57100	312	CONTRACTS - PRIVATE AGENCIES	0	20	20	5,702	0	20	20	236	255	0	100%
101	57100	320	DUES AND MEMBERSHIPS	0	0	0	915	0	0	0	0	900	900	0%
101	57100	334	MAINTENANCE AGREEMENTS	1,298	192	-1,106	1,462	1,298	192	-1,106	1,417	2,700	1,090	60%
101	57100	335	MAINTENANCE & REPAIR - BLDGS	0	0	0	1,574	0	0	0	20	2,000	1,980	1%
101	57100	347	PEST CONTROL	0	0	0	550	550	550	0	0	600	50	92%
101	57100	350	INTERNET CONNECTIVITY	269	537	269	4,526	537	851	314	0	2,000	1,149	43%
101	57100	351	RENTALS	195	2,783	2,588	4,606	2,140	2,783	643	2,637	5,500	80	99%
101	57100	355	TRAVEL	0	1,128	1,128	5,817	0	1,128	1,128	0	10,000	8,872	11%
101	57100	356	TUITION	0	50	50	59	0	50	50	0	400	350	13%
101	57100	410	CUSTODIAL SUPPLIES	0	0	0	247	0	0	0	0	600	600	0%
101	57100	411	DATA PROCESSING SUPPLIES	0	0	0	16	0	0	0	0	4,000	4,000	0%

Fnd	Acct	Obj	Account Level Description	August 2020-21	August 2021-22	MONTHLY DIFFERENCE	2020-21 TOTALS	2020-21 YTD	2021-22 YTD	YTD DIFFERENCE	2021-22 OPEN POS	2021-22 BUDGET	REMAINING BUDGET	% BUDGET USED
101			GENERAL FUND											
57100			AGRICULTURAL EXTENSION SERVICE											
000			000											
101	57100	415	ELECTRICITY	167	235	68	1,754	167	235	68	0	3,200	2,965	7%
101	57100	434	NATURAL GAS	39	42	3	946	39	42	3	0	1,100	1,058	4%
101	57100	435	OFFICE SUPPLIES	0	0	0	2,874	0	0	0	616	2,500	1,884	25%
101	57100	451	UNIFORMS	0	0	0	596	0	0	0	0	0	0	0%
101	57100	454	WATER & SEWER	51	55	5	631	51	55	5	0	1,500	1,445	4%
101	57100	499	OTHER SUPP & MATERIALS	0	0	0	1,857	0	0	0	0	5,245	5,245	0%
101	57100	502	BUILDING AND CONTENTS INSURA	0	0	0	503	503	511	8	0	500	-11	102%
101	57100	511	INSURANCE-VEHICLE/EQUIP	0	0	0	0	0	11	11	0	0	-11	0%
101	57100	530	FINES, ASSESSMENTS, PENALTIE	0	10	10	40	0	20	20	0	0	-20	0%
101	57100	707		0	0	0	797	0	0	0	0	0	0	0%
101	57100	709	DATA PROCESSING EQUIPMENT	0	0	0	2,792	0	0	0	0	0	0	0%
101	57100	---		5,267	5,052	-213	395,864	11,758	6,448	-5,309	4,926	453,120	441,746	3%
502			4-H AWARDS & PRIZES											
101	57100	499	OTHER/4-H AWARDS & PRIZES	0	0	0	233	0	0	0	0	0	0	0%
101	57100	---		0	0	0	233	0	0	0	0	0	0	0%
101	57100	---		5,267	5,052	-213	396,097	11,758	6,448	-5,309	4,926	453,120	441,746	3%
57300			FOREST SERVICE											
000			000											
101	57300	326	FOREST RESOURCE SERVICES	0	0	0	1,500	0	0	0	0	1,500	1,500	0%
101	57300	---		0	0	0	1,500	0	0	0	0	1,500	1,500	0%
101	57300	---		0	0	0	1,500	0	0	0	0	1,500	1,500	0%

Fnd	Acct	Obj	Account Level Description	August 2020-21	August 2021-22	MONTHLY DIFFERENCE	2020-21 TOTALS	2020-21 YTD	2021-22 YTD	YTD DIFFERENCE	2021-22 OPEN POS	2021-22 BUDGET	REMAINING BUDGET	% BUDGET USED
101			GENERAL FUND											
57500			SOIL CONSERVATION											
000			000											
101	57500	188	BONUS PAYMENTS	0	935	935	0	0	935	935	0	1,881	946	50%
101	57500	189	OTHER SALARIES & WAGES	4,798	6,464	1,666	57,694	9,550	12,094	2,544	0	126,054	113,960	10%
101	57500	201	SOCIAL SECURITY	262	433	171	3,292	521	756	236	0	7,940	7,184	10%
101	57500	204	PENSIONS	461	621	160	5,496	918	1,162	245	0	12,120	10,958	10%
101	57500	205	EMPLOYEE AND DEPENDENT INSUR	2,745	2,424	-321	22,973	5,490	4,848	-642	0	34,268	29,420	14%
101	57500	212	EMPLOYER MEDICARE	61	101	40	770	122	177	55	0	1,860	1,683	10%
101	57500	316	CONTRIBUTIONS	0	0	0	18,383	0	0	0	0	18,390	18,390	0%
101	57500	---		8,327	10,978	2,651	108,608	16,601	19,972	3,373	0	202,513	182,541	10%
620			NASCD GRANTS											
101	57500	189	GRANT FUNDED SALARY	2,522	4,258	1,736	27,440	4,830	7,028	2,198	0	0	-7,028	0%
101	57500	201	GRANT FUNDED SOCIAL SECURITY	156	253	96	1,616	295	413	118	0	0	-413	0%
101	57500	204	PENSIONS	111	311	200	1,120	333	577	244	0	0	-577	0%
101	57500	205	EMPLOYEE INS - NASCD GRANTS	0	1,643	1,643	11,651	594	3,285	2,691	0	0	-3,285	0%
101	57500	212	GRANT FUNDED MEDICARE	37	59	23	378	69	97	28	0	0	-97	0%
101	57500	---		2,826	6,524	3,698	42,205	6,121	11,400	5,279	0	0	-11,400	0%
101	57500	---		11,153	17,502	6,349	150,813	22,722	31,372	8,652	0	202,513	171,141	15%
=====														
57800			STORM WATER MANAGEMENT											
000			000											
101	57800	321	ENGINEERING SERVICES	0	0	0	22,600	0	0	0	30,000	30,000	0	100%
101	57800	333	LICENSES (STORM WATER MGT)	0	0	0	3,460	0	0	0	0	3,500	3,500	0%
101	57800	---		0	0	0	26,060	0	0	0	30,000	33,500	3,500	90%
101	57800	---		0	0	0	26,060	0	0	0	30,000	33,500	3,500	90%
=====														

Fnd	Acct	Obj	Account Level Description	August 2020-21	August 2021-22	MONTHLY DIFFERENCE	2020-21 TOTALS	2020-21 YTD	2021-22 YTD	YTD DIFFERENCE	2021-22 OPEN POS	2021-22 BUDGET	REMAINING BUDGET	% BUDGET USED
101			GENERAL FUND											
57900			OTHER AGRICULTURE & NATURAL RE											
000			000											
101	57900	316	OTHER AG CONTRIBUTIONS	0	0	0	0	0	0	0	0	2,500	2,500	0%
101	57900	599	OTHER AGRICULTURE CHARGES	0	0	0	2,500	0	0	0	0	2,500	2,500	0%
101	57900	---		0	0	0	2,500	0	0	0	0	5,000	5,000	0%
101	57900	---		0	0	0	2,500	0	0	0	0	5,000	5,000	0%
=====														
58110			TOURISM											
000			000											
101	58110	316	CONTRIBUTIONS	0	0	0	6,650	6,650	0	-6,650	0	7,000	7,000	0%
101	58110	---		0	0	0	6,650	6,650	0	-6,650	0	7,000	7,000	0%
101	58110	---		0	0	0	6,650	6,650	0	-6,650	0	7,000	7,000	0%
=====														
58190			OTHER ECOMOMIC AND COMMUNITY D											
000			000											
101	58190	309	CONTRACTS WITH GOVERNMENT AG	0	0	0	240,237	19,062	0	-19,062	0	350,000	350,000	0%
101	58190	316	ECONOMIC DEVELOPMENT CONTRIB	0	0	0	181,562	0	19,062	19,062	0	189,062	170,000	10%
101	58190	399	OTHER CONTRACTED SERVICES	0	0	0	0	0	0	0	0	65,000	65,000	0%
101	58190	599	WORK KEYS TESTING	0	0	0	4,948	0	0	0	0	30,000	30,000	0%
101	58190	---		0	0	0	426,747	19,062	19,062	0	0	634,062	615,000	3%
430			TN ECD SITE DEVELOPMENT GRANT											
101	58190	399	OTHER CONTRACTED SVCS-WCIP S	0	0	0	49,450	0	0	0	0	0	0	0%
101	58190	---		0	0	0	49,450	0	0	0	0	0	0	0%
101	58190	---		0	0	0	476,197	19,062	19,062	0	0	634,062	615,000	3%
=====														

Fnd	Acct	Obj	Account Level Description	August 2020-21	August 2021-22	MONTHLY DIFFERENCE	2020-21 TOTALS	2020-21 YTD	2021-22 YTD	YTD DIFFERENCE	2021-22 OPEN POS	2021-22 BUDGET	REMAINING BUDGET	% BUDGET USED
101			GENERAL FUND											
58220			AIRPORT											
000			000											
101	58220	316	CONTRIBUTION - TCAA FTZ	0	0	0	17,830	4,458	4,683	225	0	18,730	14,048	25%
101	58220	630	TCAA FINANCIAL GUARANTEE	0	0	0	559,493	0	0	0	0	559,493	559,493	0%
101	58220	---		0	0	0	577,323	4,458	4,683	225	0	578,223	573,541	1%
101	58220	---		0	0	0	577,323	4,458	4,683	225	0	578,223	573,541	1%
=====														
58300			VETERANS' SERVICES											
000			000											
101	58300	302	ADVERTISING	0	0	0	0	0	0	0	0	400	400	0%
101	58300	307	COMMUNICATION	42	42	0	503	85	84	-1	0	700	616	12%
101	58300	312	CONTRACTS - PRIVATE AGENCIES	4	5	1	44	4	5	1	95	100	0	100%
101	58300	317	DATA PROCESSING SERVICES	0	0	0	0	0	449	449	0	0	-449	0%
101	58300	320	VSO DUES	0	0	0	474	449	0	-449	0	500	500	0%
101	58300	348	POSTAL CHARGES	0	0	0	84	0	0	0	0	300	300	0%
101	58300	355	TRAVEL	0	0	0	0	0	0	0	0	2,000	2,000	0%
101	58300	399	OTHER CONTRACTED SERVICES	4,150	4,150	0	49,800	8,300	8,300	0	0	80,000	71,700	10%
101	58300	435	OFFICE SUPPLIES	0	0	0	469	0	0	0	0	1,500	1,500	0%
101	58300	499	OTHER SUPPLIES AND MATERIALS	0	0	0	0	0	0	0	0	1,350	1,350	0%
101	58300	599	OTHER CHARGES	0	0	0	0	0	0	0	0	8,050	8,050	0%
101	58300	709	DATA PROCESSING EQUIPMENT	1,013	0	-1,013	1,351	1,013	0	-1,013	0	0	0	0%
101	58300	---		5,209	4,197	-1,012	52,725	9,851	8,838	-1,013	95	94,900	85,967	9%
101	58300	---		5,209	4,197	-1,012	52,725	9,851	8,838	-1,013	95	94,900	85,967	9%
=====														
58500			CONTRIBUTIONS TO OTHER AGENCIE											
000			000											
101	58500	316	CONTRIBUTIONS	0	4,500	4,500	118,489	22,500	4,500	-18,000	0	52,500	48,000	9%
101	58500	---		0	4,500	4,500	118,489	22,500	4,500	-18,000	0	52,500	48,000	9%
101	58500	---		0	4,500	4,500	118,489	22,500	4,500	-18,000	0	52,500	48,000	9%
=====														

Fnd	Acct	Obj	Account Level Description	August 2020-21	August 2021-22	MONTHLY DIFFERENCE	2020-21 TOTALS	2020-21 YTD	2021-22 YTD	YTD DIFFERENCE	2021-22 OPEN POS	2021-22 BUDGET	REMAINING BUDGET	% BUDGET USED
101			GENERAL FUND											
58600			EMPLOYEE BENEFITS											
000			000											
101	58600	202	HANDLING CHARGES & ADMINISTR	2,430	0	-2,430	10,097	5,021	2,660	-2,361	0	11,000	8,340	24%
101	58600	206	LIFE INSURANCE	0	0	0	14,477	5,064	2,555	-2,509	0	0	-2,555	0%
101	58600	210	UNEMPLOYMENT COMPENSATION	0	0	0	17,689	0	0	0	0	0	0	0%
101	58600	---		2,430	0	-2,430	42,263	10,085	5,215	-4,870	0	11,000	5,785	47%
101	58600	---		2,430	0	-2,430	42,263	10,085	5,215	-4,870	0	11,000	5,785	47%
=====														
58803			TSLA CARES TECHNOLOGY GRANT											
000			000											
101	58803	411	TSLA CARES GRANT - DP SUPPLI	0	0	0	438	0	0	0	0	0	0	0%
101	58803	709	TSLA CARES TECH GRANT - DP E	0	0	0	3,328	0	0	0	0	0	0	0%
101	58803	---		0	0	0	3,766	0	0	0	0	0	0	0%
101	58803	---		0	0	0	3,766	0	0	0	0	0	0	0%
=====														
58804			STATE CARES ACT FUNDING (1.9M)											
000			000											
101	58804	312	CONTRACTS - PRIVATE AGENCIES	0	0	0	467,975	0	225	225	0	0	-225	0%
101	58804	413	DRUGS AND MEDICAL SUPPLIES	0	0	0	2,709	0	0	0	0	0	0	0%
101	58804	709	DATA PROCESSING EQUIPMENT	1,577	0	-1,577	861,392	1,577	0	-1,577	0	0	0	0%
101	58804	799	OTHER CAPITAL OUTLAY	0	0	0	196,750	0	0	0	0	0	0	0%
101	58804	---		1,577	0	-1,577	1,528,826	1,577	225	-1,352	0	0	-225	0%
019			COVID-19											
101	58804	201	CARES ACT FUNDING/SOCAIL SEC	52	0	-52	49	126	0	-126	0	0	0	0%
101	58804	212	CARES ACT FUNDING/MEDICARE	12	0	-12	5	30	0	-30	0	0	0	0%
101	58804	299	CARES ACT FUNDING/OTH FRINGE	0	0	0	400	0	0	0	0	0	0	0%
101	58804	302	CARES ACT FUNDING/ADVERTISIN	0	0	0	409	0	0	0	0	0	0	0%
101	58804	307	CARES ACT FUNDING/COMMUNICAT	0	0	0	654	0	0	0	0	0	0	0%
101	58804	308	CARES ACT FUNDING/CONSULTANT	798	0	-798	798	798	0	-798	0	0	0	0%

Fnd	Acct	Obj	Account Level Description	August 2020-21	August 2021-22	MONTHLY DIFFERENCE	2020-21 TOTALS	2020-21 YTD	2021-22 YTD	YTD DIFFERENCE	2021-22 OPEN POS	2021-22 BUDGET	REMAINING BUDGET	% BUDGET USED
101			GENERAL FUND											
58804			STATE CARES ACT FUNDING (1.9M)											
019			COVID-19											
101	58804	309	CARES ACT FUNDING/CONT GOV'T	0	0	0	4,049	0	0	0	0	0	0	0%
101	58804	312	CARES ACT FUNDING/CONT PRIVA	6,622	0	-6,622	75,758	11,454	0	-11,454	0	0	0	0%
101	58804	350	CARES ACT FUNDING/INT CONNEC	0	0	0	414	0	0	0	0	0	0	0%
101	58804	351	CARES ACT FUNDING/RENTALS	75	0	-75	984	75	0	-75	0	0	0	0%
101	58804	356	CARES ACT FUNDING/TUITION	0	0	0	50	0	0	0	0	0	0	0%
101	58804	399	CARES ACT FUNDING/OTH CONT S	0	0	0	142	0	0	0	0	0	0	0%
101	58804	410	CARES ACT FUNDING/CUSTODIAL	180	0	-180	5,208	192	0	-192	0	0	0	0%
101	58804	415	CARES ACT FUNDING/ELECTRICIT	0	0	0	1,114	0	0	0	0	0	0	0%
101	58804	422	CARES ACT FUNDING/FOOD SUPP	0	0	0	408	0	0	0	0	0	0	0%
101	58804	431	CARES ACT FUNDING/LAW ENFORC	0	0	0	1,570	0	0	0	0	0	0	0%
101	58804	435	CARES ACT FUNDING/OFFICE SUP	955	0	-955	5,594	1,730	0	-1,730	0	0	0	0%
101	58804	454	CARES ACT FUNDING/WATER & SE	0	0	0	327	0	0	0	0	0	0	0%
101	58804	499	CARES ACT FUNDING/OTH SUPPLI	7,743	0	-7,743	13,529	7,743	0	-7,743	0	0	0	0%
101	58804	707	CARES ACT FUNDING/BUILDING I	0	0	0	7,750	0	0	0	0	0	0	0%
101	58804	709	CARES ACT FUNDING/DATA PROC	-1,577	0	1,577	781	2,358	0	-2,358	0	0	0	0%
101	58804	---		14,860	0	-14,860	119,993	24,506	0	-24,506	0	0	0	0%
180			ASHE STREET REROOFING											
101	58804	799	ASHE STREET REROOFING	0	0	0	59,805	0	0	0	0	0	0	0%
101	58804	---		0	0	0	59,805	0	0	0	0	0	0	0%
101	58804	---		16,437	0	-16,437	1,708,624	26,083	225	-25,858	0	0	-225	0%
58900			MISCELLANEOUS											
000			000											
101	58900	590	TRANSFERS TO OTHER FUNDS	0	0	0	150,000	0	0	0	0	0	0	0%
101	58900	---		0	0	0	150,000	0	0	0	0	0	0	0%
101	58900	---		0	0	0	150,000	0	0	0	0	0	0	0%
101	-----	---		2,523,367	3,422,595	899,251	42,619,851	6,265,804	7,122,989	857,194	2,902,993	45,031,813	35,005,851	22%

Fnd	Acct	Obj	Account Level Description	August 2020-21	August 2021-22	MONTHLY DIFFERENCE	2020-21 TOTALS	2020-21 YTD	2021-22 YTD	YTD DIFFERENCE	2021-22 OPEN POS	2021-22 BUDGET	REMAINING BUDGET	% BUDGET USED
116			SOLID WASTE/SANITATION											
55732			CONVENIENCE CENTERS											
000			000											
116	55732	105	SUPERVISOR'DIRECTOR	4,267	4,352	85	55,667	8,491	8,661	170	0	56,794	48,133	15%
116	55732	141	FOREMEN	0	2,966	2,966	16,574	23,426	6,230	-17,195	0	42,781	36,551	15%
116	55732	147	TRUCK DRIVERS	7,300	6,982	-317	102,719	14,621	13,865	-757	0	112,223	98,358	12%
116	55732	164	ATTENDANTS	21,512	21,217	-295	256,330	42,453	41,083	-1,370	0	288,436	247,353	14%
116	55732	169	PART'TIME PERSONNEL	3,429	4,437	1,008	54,978	6,517	8,469	1,952	0	43,350	34,881	20%
116	55732	188	BONUS PAYMENTS	0	12,836	12,836	0	0	12,836	12,836	0	14,630	1,794	88%
116	55732	201	SOCIAL SECURITY	2,122	3,121	999	28,445	5,638	5,343	-295	0	33,710	28,367	16%
116	55732	202	ADMINISTRATIVE FEES	68	0	-68	206	152	28	-124	0	300	272	9%
116	55732	204	PENSIONS	3,179	2,626	-553	35,959	6,400	5,219	-1,181	0	48,080	42,861	11%
116	55732	205	EMPLOYEE AND DEPENDENT INSUR	13,325	14,719	1,394	153,837	26,649	29,437	2,788	0	165,880	136,443	18%
116	55732	206	LIFE INSURANCE	0	2,775	2,775	3,469	0	2,775	2,775	0	500	-2,275	555%
116	55732	212	EMPLOYER MEDICARE	496	730	234	6,653	1,319	1,250	-69	0	7,890	6,640	16%
116	55732	307	COMMUNICATION	239	261	23	2,551	484	364	-120	0	2,400	2,036	15%
116	55732	308	CONSULTANTS	0	2,600	2,600	3,000	0	2,600	2,600	0	3,000	400	87%
116	55732	312	CONTRACTS - PRIVATE AGENCIES	28	0	-28	331	35	0	-35	500	500	0	100%
116	55732	320	DUES AND MEMBERSHIPS	0	0	0	100	100	100	0	0	100	0	100%
116	55732	327	FREIGHT	215	0	-215	572	215	0	-215	0	0	0	0%
116	55732	333	LICENSES	0	0	0	23	0	0	0	0	75	75	0%
116	55732	335	MAINTENANCE & REPAIR - BLDGS	0	0	0	1,162	0	0	0	0	8,000	8,000	0%
116	55732	336	MAINTENANCE & REPAIR - EQUIP	2,197	6,514	4,317	32,035	2,197	6,514	4,317	8,786	34,900	19,600	44%
116	55732	338	MAINTENANCE & REPAIR - VEHIC	0	663	663	40,826	0	758	758	7,242	36,000	28,000	22%
116	55732	340	MEDICAL AND DENTAL SERVICES	0	0	0	312	0	0	0	400	400	0	100%
116	55732	348	POSTAL CHARGES	0	0	0	82	0	0	0	0	100	100	0%
116	55732	350	INTERNET CONNECTIVITY	260	355	95	3,399	520	710	190	0	4,260	3,550	17%
116	55732	351	RENTALS	1,667	1,667	0	21,906	6,831	6,800	-31	15,000	22,000	200	99%
116	55732	353	TOWING SERVICES	0	0	0	1,275	0	0	0	100	750	650	13%
116	55732	355	TRAVEL	0	0	0	0	0	0	0	0	1,000	1,000	0%
116	55732	359	DISPOSAL FEES	34,784	36,286	1,502	372,978	34,784	36,461	1,677	1,288	350,000	312,252	11%
116	55732	399	OTHER CONTRACTED SERVICES	0	0	0	0	0	0	0	0	700	700	0%
116	55732	409	CRUSHED STONE	0	0	0	0	0	0	0	0	200	200	0%
116	55732	410	CUSTODIAL SUPPLIES	0	375	375	499	0	375	375	0	1,000	625	38%
116	55732	412	DIESEL FUEL	3,021	4,764	1,743	45,343	3,021	4,764	1,743	26,736	50,500	19,000	62%
116	55732	415	ELECTRICITY	517	785	268	9,195	833	915	82	0	12,000	11,085	8%
116	55732	418	EQUIPMENT AND MACHINERY PART	503	9	-494	4,827	503	143	-360	2,937	6,000	2,920	51%
116	55732	418	DISCOUNTS TAKEN	0	0	0	-6	0	0	0	0	0	0	0%
116	55732	424	GARAGE SUPPLIES	0	0	0	272	0	0	0	1,400	1,600	200	88%

Fnd	Acct	Obj	Account Level Description	August 2020-21	August 2021-22	MONTHLY DIFFERENCE	2020-21 TOTALS	2020-21 YTD	2021-22 YTD	YTD DIFFERENCE	2021-22 OPEN POS	2021-22 BUDGET	REMAINING BUDGET	% BUDGET USED
116			SOLID WASTE/SANITATION											
55732			CONVENIENCE CENTERS											
000			000											
116	55732	425	GASOLINE	336	743	407	5,841	336	743	407	4,757	7,000	1,500	79%
116	55732	426	GENERAL CONSTRUCTION MATERIA	0	1,056	1,056	784	0	1,056	1,056	747	1,850	48	97%
116	55732	429	INSTRUCTIONAL SUPPLIES & MAT	0	0	0	800	0	0	0	0	1,000	1,000	0%
116	55732	433	LUBRICANTS	0	295	295	1,700	115	591	476	1,009	6,500	4,900	25%
116	55732	433	LUBRICANTS/DISCOUNTS TAKEN	0	0	0	-2	0	-5	-5	0	0	5	0%
116	55732	435	OFFICE SUPPLIES	0	0	0	354	0	0	0	0	500	500	0%
116	55732	442	PROPANE GAS	107	51	-56	831	107	136	29	564	800	100	88%
116	55732	446	SMALL TOOLS	0	0	0	856	416	0	-416	350	1,000	650	35%
116	55732	450	TIRES AND TUBES	75	0	-75	19,249	75	0	-75	7,500	20,000	12,500	38%
116	55732	451	UNIFORMS	276	164	-112	353	276	164	-112	236	600	200	67%
116	55732	453	VEHICLE PARTS	452	35	-417	2,318	255	35	-221	665	4,400	3,700	16%
116	55732	453	DISCOUNTS TAKEN	0	0	0	-2	856	0	-857	0	0	0	0%
116	55732	454	WATER AND SEWER	73	144	71	2,757	73	144	71	226	2,500	2,130	15%
116	55732	462	WIRE	3,402	2,350	-1,052	5,143	3,402	2,350	-1,052	0	3,500	1,150	67%
116	55732	499	OTHER SUPPLIES & MATERIALS	24	514	490	2,566	24	514	490	881	4,000	2,605	35%
116	55732	499	DISCOUNTS TAKEN	0	0	0	-16	0	0	0	0	0	0	0%
116	55732	502	BUILDING AND CONTENTS INSURA	0	0	0	1,161	1,161	1,023	-138	0	1,200	177	85%
116	55732	506	LIABILITY INSURANCE	0	0	0	3,444	3,444	3,568	124	0	3,500	-68	102%
116	55732	510	TRUSTEE'S COMMISSION	396	372	-24	22,803	674	432	-242	0	21,000	20,568	2%
116	55732	511	VEHICLE AND EQUIPMENT INSURA	0	0	0	7,092	7,092	7,880	788	0	8,000	120	99%
116	55732	513	WORKMAN'S COMPENSATION INS	0	0	0	22,242	20,481	21,661	1,180	0	23,000	1,339	94%
116	55732	590	TRANSFERS TO OTHER FUNDS	0	0	0	32,000	0	0	0	0	32,000	32,000	0%
116	55732	599	OTHER CHARGES	0	0	0	0	0	0	0	0	3,250	3,250	0%
116	55732	733	SOLID WASTE EQUIPMENT	0	0	0	23,800	0	0	0	0	32,000	32,000	0%
116	55732	---		104,270	136,764	32,496	1,411,593	223,976	235,992	12,014	81,324	1,527,659	1,210,345	21%
116	55732	---		104,270	136,764	32,496	1,411,593	223,976	235,992	12,014	81,324	1,527,659	1,210,345	21%
=====														
55759			OTHER WASTE DISPOSAL											
000			000											
116	55759	141	FOREMEN	3,192	3,256	64	41,646	6,353	6,480	127	0	41,657	35,177	16%
116	55759	164	ATTENDANTS	1,632	688	-945	19,544	3,248	1,720	-1,528	0	0	-1,720	0%
116	55759	169	PART'TIME PERSONNEL	2,025	490	-1,535	25,267	3,486	1,459	-2,028	0	25,500	24,041	6%
116	55759	188	BONUS PAYMENTS	0	1,245	1,245	0	0	1,245	1,245	0	1,225	-20	102%

Fnd	Acct	Obj	Account Level Description	August 2020-21	August 2021-22	MONTHLY DIFFERENCE	2020-21 TOTALS	2020-21 YTD	2021-22 YTD	YTD DIFFERENCE	2021-22 OPEN POS	2021-22 BUDGET	REMAINING BUDGET	% BUDGET USED
116			SOLID WASTE/SANITATION											
55759			OTHER WASTE DISPOSAL											
000			000											
116	55759	201	SOCIAL SECURITY	410	339	-71	5,196	783	650	-133	0	4,170	3,520	16%
116	55759	204	PENSIONS	307	379	72	5,125	611	689	78	0	4,010	3,321	17%
116	55759	205	EMPLOYEE AND DEPENDENT INSUR	1,188	618	-570	12,474	2,376	1,236	-1,140	0	14,872	13,636	8%
116	55759	210	UNEMPLOYMENT COMPENSATION	0	0	0	356	0	0	0	0	0	0	0%
116	55759	212	EMPLOYER MEDICARE	96	79	-17	1,215	183	152	-31	0	980	828	16%
116	55759	307	COMMUNICATION	97	98	1	1,173	97	98	1	0	1,800	1,702	5%
116	55759	312	CONTRACTS WITH PRIVATE AGENC	9,523	10,636	1,114	108,557	9,523	10,636	1,114	44,364	120,000	65,000	46%
116	55759	333	LICENSES	0	0	0	0	0	25	25	0	100	75	25%
116	55759	335	MAINTENANCE & REPAIR - BLDGS	0	0	0	0	0	0	0	0	400	400	0%
116	55759	336	MAINTENANCE & REPAIR - EQUIP	0	0	0	350	0	0	0	0	500	500	0%
116	55759	361	PERMITS	0	0	0	175	175	150	-25	0	300	150	50%
116	55759	410	CUSTODIAL SUPPLIES	0	0	0	0	0	0	0	0	200	200	0%
116	55759	415	ELECTRICITY	0	98	98	1,128	56	98	43	0	1,200	1,102	8%
116	55759	435	OFFICE SUPPLIES	0	0	0	30	0	0	0	0	1,000	1,000	0%
116	55759	454	WATER AND SEWER	28	0	-28	313	28	23	-6	0	250	227	9%
116	55759	499	OTHER SUPPLIES AND MATERIALS	0	0	0	0	0	0	0	0	500	500	0%
116	55759	---		18,498	17,926	-572	222,549	26,919	24,661	-2,258	44,364	218,664	149,639	32%
116	55759	---		18,498	17,926	-572	222,549	26,919	24,661	-2,258	44,364	218,664	149,639	32%
116	-----	---		122,768	154,690	31,924	1,634,142	250,895	260,653	9,756	125,688	1,746,323	1,359,984	22%

Account Level		August	August	MONTHLY	2020-21	2020-21	2021-22	YTD	2021-22	2021-22	REMAINING	% BUDGET		
Fnd	Acct	Obj	Description	2020-21	2021-22	DIFFERENCE	TOTALS	YTD	YTD	DIFFERENCE	OPEN POS	BUDGET	BUDGET	USED
122			DRUG FUND											
54150			DRUG ENFORCEMENT											
000			000											
122	54150	309	CONTRACTS - GOVT AGENCIES	0	0	0	6,000	0	0	0	0	0	0	0%
122	54150	316	CONTRIBUTIONS	0	0	0	0	0	0	0	0	1,000	1,000	0%
122	54150	319	CONFIDENTIAL DRUG ENFORC PMT	0	0	0	0	0	0	0	0	5,000	5,000	0%
122	54150	320	DUES AND MEMBERSHIPS	0	0	0	45	0	0	0	0	250	250	0%
122	54150	333	LICENSES	120	0	-120	120	120	0	-120	0	120	120	0%
122	54150	351	RENTALS	40	50	10	529	40	50	10	555	2,500	1,895	24%
122	54150	355	TRAVEL	0	0	0	12,752	0	0	0	0	5,000	5,000	0%
122	54150	356	REGISTRATION FEES	0	0	0	13,500	0	0	0	0	5,000	5,000	0%
122	54150	431	LAW ENFORCEMENT SUPPLIES	0	0	0	15,000	0	0	0	0	5,000	5,000	0%
122	54150	499	OTHER SUPPLIES AND MATERIALS	0	0	0	0	0	0	0	0	2,500	2,500	0%
122	54150	510	TRUSTEE'S COMMISSION	13	22	9	100	15	36	21	0	600	564	6%
122	54150	599	OTHER CHARGES	0	0	0	0	0	0	0	0	12,500	12,500	0%
122	54150	---		173	72	-101	48,046	175	86	-89	555	39,470	38,829	2%
122	54150	---		173	72	-101	48,046	175	86	-89	555	39,470	38,829	2%
122	-----	---		173	72	-101	48,046	175	86	-89	555	39,470	38,829	2%

Fnd	Acct	Obj	Account Level Description	August 2020-21	August 2021-22	MONTHLY DIFFERENCE	2020-21 TOTALS	2020-21 YTD	2021-22 YTD	YTD DIFFERENCE	2021-22 OPEN POS	2021-22 BUDGET	REMAINING BUDGET	% BUDGET USED
127			ARPA - SPECIAL REVENUE											
58831			AMERICAN RESCUE PLAN 2021-22											
060			JB WATERLINE EXTENSIONS											
127	58831	790	OTHER EQUIPMENT- WATERLINE E	0	0	0	0	0	0	0	0	600,000	600,000	0%
127	58831	---		0	0	0	0	0	0	0	0	600,000	600,000	0%
127	58831	---		0	0	0	0	0	0	0	0	600,000	600,000	0%
127	-----	---		0	0	0	0	0	0	0	0	600,000	600,000	0%

Fnd	Acct	Obj	Account Level Description	August 2020-21	August 2021-22	MONTHLY DIFFERENCE	2020-21 TOTALS	2020-21 YTD	2021-22 YTD	YTD DIFFERENCE	2021-22 OPEN POS	2021-22 BUDGET	REMAINING BUDGET	% BUDGET USED
131			HIGHWAY FUND											
58804			STATE CARES ACT FUNDING (1.9M)											
019			COVID-19											
131	58804	410	CARES ACT FUNDING/CUSTODIAL	68	0	-68	549	197	0	-197	0	0	0	0%
131	58804	---		68	0	-68	549	197	0	-197	0	0	0	0%
131	58804	---		68	0	-68	549	197	0	-197	0	0	0	0%
=====														
61000			ADMINISTRATION											
000			000											
131	61000	101	COUNTY OFFICIAL	9,730	9,925	195	116,758	19,460	19,849	389	0	130,906	111,057	15%
131	61000	103	ASSISTANT	6,280	6,595	315	81,927	12,469	13,033	564	0	86,110	73,077	15%
131	61000	120	COMPUTER PROGRAMMER(S)	3,386	3,555	170	44,167	6,722	7,026	304	0	46,430	39,404	15%
131	61000	161	SECRETARY	7,427	7,800	373	96,892	14,746	15,414	668	0	101,900	86,486	15%
131	61000	189	OTHER SALARIES & WAGES	1,287	1,351	64	16,791	2,556	2,671	115	0	17,650	14,979	15%
131	61000	201	SOCIAL SECURITY	1,667	1,726	59	21,331	3,321	3,429	108	0	23,747	20,318	14%
131	61000	202	HANDLING CHARGES & ADMINISTR	122	0	-122	532	262	142	-121	0	1,000	859	14%
131	61000	204	PENSIONS	2,701	2,809	107	34,262	5,377	5,573	196	0	36,815	31,242	15%
131	61000	205	EMPLOYEE AND DEPENDENT INSUR	5,693	5,302	-390	68,310	11,385	10,914	-471	0	71,042	60,128	15%
131	61000	206	LIFE INSURANCE	0	0	0	8,783	0	5,698	5,698	0	12,700	7,002	45%
131	61000	210	UNEMPLOYMENT COMPENSATION	0	0	0	7,968	0	0	0	0	13,500	13,500	0%
131	61000	212	EMPLOYER MEDICARE	390	404	14	4,989	777	802	25	0	5,571	4,769	14%
131	61000	299	OTHER FRINGE BENEFITS	0	0	0	303	45	90	45	0	600	510	15%
131	61000	302	ADVERTISING	0	0	0	267	0	0	0	1,500	2,000	500	75%
131	61000	307	COMMUNICATION	287	539	253	5,426	757	981	224	100	10,000	8,919	11%
131	61000	312	CONTRACTS - PRIVATE AGENCIES	0	0	0	3,610	0	0	0	500	5,500	5,000	9%
131	61000	320	DUES AND MEMBERSHIPS	0	0	0	4,797	4,797	4,822	25	0	5,500	678	88%
131	61000	322	EVALUATION AND TESTING	607	853	246	5,514	793	853	60	3,247	6,500	2,400	63%
131	61000	327	FREIGHT EXPENSES	46	0	-46	956	46	0	-46	0	1,000	1,000	0%
131	61000	328	JANITORIAL SERVICES	375	500	125	4,300	375	500	125	3,400	3,900	0	100%
131	61000	332	LEGAL NOTICES, RECORDING AND	0	0	0	358	17	47	30	0	2,500	2,453	2%
131	61000	333	LICENSES	0	105	105	283	0	105	105	0	300	195	35%
131	61000	334	MAINTENANCE AGREEMENTS	0	0	0	13,180	0	9,134	9,134	4,861	14,815	820	94%
131	61000	335	MAINTENANCE & REPAIR - BLDGS	0	0	0	30	0	0	0	0	4,000	4,000	0%
131	61000	337	MAINTENANCE & REPAIR - OFF E	0	0	0	0	0	0	0	0	200	200	0%
131	61000	338	MAINTENANCE AND REPAIR VEHIC	0	0	0	579	0	0	0	0	0	0	0%
131	61000	347	PEST CONTROL	60	60	0	720	60	60	0	740	800	0	100%

Fnd	Acct	Obj	Account Level Description	August 2020-21	August 2021-22	MONTHLY DIFFERENCE	2020-21 TOTALS	2020-21 YTD	2021-22 YTD	YTD DIFFERENCE	2021-22 OPEN POS	2021-22 BUDGET	REMAINING BUDGET	% BUDGET USED
131			HIGHWAY FUND											
61000			ADMINISTRATION											
000			000											
131	61000	348	POSTAL CHARGES	0	0	0	158	0	0	0	0	150	150	0%
131	61000	349	PRINTING	0	0	0	248	0	0	0	0	1,500	1,500	0%
131	61000	350	INTERNET CONNECTIVITY	0	388	388	2,282	0	471	471	0	2,000	1,529	24%
131	61000	351	RENTALS	0	0	0	107	0	0	0	0	1,300	1,300	0%
131	61000	355	TRAVEL	0	402	402	875	0	402	402	0	5,000	4,598	8%
131	61000	356	REGISTRATION FEES	0	300	300	350	0	300	300	0	1,000	700	30%
131	61000	399	OTHER CONTRACTED SERVICES	0	0	0	60	0	0	0	0	1,000	1,000	0%
131	61000	410	CUSTODIAL SUPPLIES	59	0	-59	395	59	0	-59	185	1,000	815	18%
131	61000	411	DATA PROCESSING SUPPLIES	0	0	0	1,152	0	0	0	118	5,000	4,882	2%
131	61000	415	ELECTRICITY	310	345	35	3,611	310	345	35	0	5,500	5,155	6%
131	61000	426	GENERAL CONSTRUCTION MATERIA	0	383	383	227	0	383	383	208	1,000	409	59%
131	61000	429	INSTRUCTIONAL MATERIALS	0	0	0	0	0	0	0	0	200	200	0%
131	61000	434	NATURAL GAS	44	46	3	1,439	44	46	3	0	3,500	3,454	1%
131	61000	435	OFFICE SUPPLIES	882	232	-650	4,298	882	232	-650	101	3,500	3,167	10%
131	61000	454	WATER AND SEWER	50	63	13	751	50	63	13	0	2,000	1,937	3%
131	61000	499	OTH.SUPPLIES & MAT(SAFETY EQ	310	25	-285	864	310	25	-285	0	1,685	1,660	1%
131	61000	502	BUILDING AND CONTENTS INSURA	0	0	0	10,098	10,098	5,297	-4,801	0	10,098	4,801	52%
131	61000	506	LIABILITY INSURANCE	0	0	0	12,728	12,728	13,231	503	0	13,231	0	100%
131	61000	510	TRUSTEE'S COMMISSION	3,661	3,459	-202	135,865	7,687	6,941	-746	0	133,000	126,059	5%
131	61000	511	VEHICLE AND EQUIPMENT INSURA	0	0	0	38,897	38,897	50,229	11,332	0	50,229	0	100%
131	61000	513	WORKMAN'S COMPENSATION INSUR	0	0	0	111,788	125,926	103,853	-22,073	0	130,000	26,147	80%
131	61000	530	FINES, ASSESSMENTS, PENALTIE	0	0	0	20	0	0	0	0	0	0	0%
131	61000	599	OTHER CHARGES	0	0	0	0	0	0	0	0	352	352	0%
131	61000	707	BUILDING IMPROVEMENTS	0	0	0	9,191	0	0	0	0	11,540	11,540	0%
131	61000	709	DATA PROCESSING EQUIPMENT	0	0	0	1,177	0	0	0	0	6,800	6,800	0%
131	61000	---		45,374	47,167	1,796	879,614	280,956	282,961	2,005	14,960	995,571	697,651	30%
131	61000	---		45,374	47,167	1,796	879,614	280,956	282,961	2,005	14,960	995,571	697,651	30%
				=====	=====	=====	=====	=====	=====	=====	=====	=====	=====	=====
62000			HIGHWAY AND BRIDGE MAINTENANCE											
000			000											
131	62000	105	SUPERVISOR'DIRECTOR	5,530	5,806	277	72,137	10,978	11,474	496	0	75,820	64,346	15%
131	62000	141	FOREMAN	16,435	17,261	826	214,407	32,630	34,109	1,478	0	225,330	191,221	15%
131	62000	144	EQUIPMENT OPERATORS ' HEAVY	21,294	23,525	2,230	291,085	42,268	46,463	4,195	0	455,760	409,297	10%

Fnd	Acct	Obj	Account Level Description	August 2020-21	August 2021-22	MONTHLY DIFFERENCE	2020-21 TOTALS	2020-21 YTD	2021-22 YTD	YTD DIFFERENCE	2021-22 OPEN POS	2021-22 BUDGET	REMAINING BUDGET	% BUDGET USED
131			HIGHWAY FUND											
62000			HIGHWAY AND BRIDGE MAINTENANCE											
000			000											
131	62000	145	EQUIPMENT OPERATORS ' LIGHT	13,229	11,608	-1,621	154,654	27,780	22,853	-4,927	0	246,820	223,967	9%
131	62000	147	TRUCK DRIVERS	26,365	24,318	-2,046	321,495	52,247	47,587	-4,660	0	371,500	323,913	13%
131	62000	149	LABORERS	18,539	18,939	400	233,889	36,768	37,581	813	0	325,560	287,979	12%
131	62000	169	PART'TIME PERSONNEL	0	0	0	0	0	0	0	0	3,900	3,900	0%
131	62000	187	OVERTIME PAY	0	153	153	222	0	153	153	0	4,000	3,847	4%
131	62000	201	SOCIAL SECURITY	5,899	5,927	28	75,249	11,793	11,679	-114	0	105,950	94,271	11%
131	62000	204	PENSIONS	9,744	9,216	-528	117,873	19,385	18,140	-1,245	0	164,220	146,080	11%
131	62000	205	EMPLOYEE AND DEPENDENT INSUR	38,745	39,246	501	454,658	77,490	77,257	-233	0	483,538	406,281	16%
131	62000	212	EMPLOYER MEDICARE	1,380	1,386	7	17,599	2,758	2,731	-27	0	24,780	22,049	11%
131	62000	299	OTHER FRINGE BENEFITS	0	0	0	0	108	0	-108	0	300	300	0%
131	62000	307	COMMUNICATION	912	361	-551	9,090	1,395	729	-666	0	9,100	8,371	8%
131	62000	312	CONTRACTS WITH PRIVATE AGENC	5,379	379	-5,000	63,789	5,379	379	-5,000	0	62,000	61,621	1%
131	62000	321	ENGINEERING SERVICES	2,103	0	-2,103	7,103	2,103	0	-2,103	0	15,000	15,000	0%
131	62000	327	FREIGHT EXPENSES	0	0	0	25	0	0	0	0	1,000	1,000	0%
131	62000	334	MAINTENANCE AGREEMENTS	0	0	0	0	0	0	0	0	400	400	0%
131	62000	335	MAINTENANCE AND REPAIR BLDG	0	0	0	0	0	0	0	0	3,000	3,000	0%
131	62000	336	MAINTENANCE & REPAIR - EQUIP	0	0	0	2,221	0	0	0	0	5,000	5,000	0%
131	62000	350	INTERNET CONNECTIVITY	0	36	36	201	0	72	72	0	600	528	12%
131	62000	351	RENTALS	0	176	176	485	0	245	245	414	1,500	841	44%
131	62000	359	DISPOSAL FEES	0	0	0	470	0	0	0	0	1,000	1,000	0%
131	62000	361	PERMITS	0	0	0	980	0	0	0	0	2,000	2,000	0%
131	62000	399	OTHER CONTRACTED SERVICES	0	0	0	0	0	0	0	150	10,000	9,850	2%
131	62000	408	CONCRETE	51	0	-51	2,897	51	0	-51	2,432	10,000	7,568	24%
131	62000	409	CRUSHED STONE	2,596	1,966	-629	47,607	3,982	2,187	-1,796	48,034	83,000	32,780	61%
131	62000	411	DATA PROCESSING SUPPLIES	0	0	0	289	0	0	0	0	1,500	1,500	0%
131	62000	412	DIESEL FUEL	7,142	9,382	2,241	48,193	7,142	12,904	5,762	86,969	110,000	10,127	91%
131	62000	415	ELECTRICITY	590	688	98	7,927	707	688	-19	0	13,000	12,312	5%
131	62000	417	EQUIPMENT PARTS' LIGHT	0	62	62	1,028	0	68	68	65	1,200	1,067	11%
131	62000	420	FERTILIZER	419	36	-383	2,070	419	279	-140	100	2,000	1,621	19%
131	62000	425	GASOLINE	2,893	10,558	7,666	54,976	4,891	10,558	5,667	41,296	80,000	28,146	65%
131	62000	426	GENERAL CONSTRUCTION MATERIA	38	263	225	3,419	38	455	417	680	5,000	3,865	23%
131	62000	427	ICE	30	60	30	210	60	90	30	240	400	70	83%
131	62000	436	OTHER ROAD MATERIALS - PAINT	0	17,710	17,710	32,933	0	17,710	17,710	32,290	80,000	30,000	63%
131	62000	440	PIPE - METAL	0	0	0	25,400	1,208	0	-1,208	0	21,500	21,500	0%
131	62000	444	SALT	0	0	0	33,589	0	0	0	0	80,000	80,000	0%
131	62000	446	SMALL TOOLS	0	0	0	973	0	0	0	17	1,500	1,483	1%

Fnd	Acct	Obj	Account Level Description	August 2020-21	August 2021-22	MONTHLY DIFFERENCE	2020-21 TOTALS	2020-21 YTD	2021-22 YTD	YTD DIFFERENCE	2021-22 OPEN POS	2021-22 BUDGET	REMAINING BUDGET	% BUDGET USED
131			HIGHWAY FUND											
62000			HIGHWAY AND BRIDGE MAINTENANCE											
000			000											
131	62000	451	UNIFORMS	8	0	-8	9,993	8	0	-8	11,000	12,000	1,000	92%
131	62000	454	WATER AND SEWER	64	123	60	1,472	97	123	26	0	1,700	1,577	7%
131	62000	467	FENCING	0	0	0	41	0	0	0	0	1,500	1,500	0%
131	62000	499	OTHER SUPPLIES AND MATERIALS	120	0	-120	392	120	0	-120	0	30,000	30,000	0%
131	62000	599	OTHER CHARGES	0	0	0	0	0	0	0	0	8,000	8,000	0%
131	62000	706	BUILDING CONSTRUCTION	0	0	0	0	0	0	0	0	2,000	2,000	0%
131	62000	---		179,505	199,185	19,686	2,311,041	341,805	356,514	14,707	223,687	3,142,378	2,562,178	18%
131	62000	---		179,505	199,185	19,686	2,311,041	341,805	356,514	14,707	223,687	3,142,378	2,562,178	18%
				=====	=====	=====	=====	=====	=====	=====	=====	=====	=====	=====
63100			OPERATION AND MAINTENANCE OF E											
000			000											
131	63100	132	MATERIALS SUPERVISOR	3,611	3,720	109	47,121	7,205	7,386	181	0	48,570	41,184	15%
131	63100	141	FOREMAN	12,170	12,869	699	156,906	24,238	25,468	1,230	0	167,000	141,532	15%
131	63100	142	MECHANICS	8,764	9,874	1,110	119,515	17,770	19,283	1,513	0	164,100	144,817	12%
131	63100	187	OVERTIME PAY	0	0	0	0	0	0	0	0	3,000	3,000	0%
131	63100	201	SOCIAL SECURITY	1,440	1,558	118	19,043	2,887	3,067	180	0	23,750	20,683	13%
131	63100	204	PENSIONS	2,359	2,543	184	31,093	4,729	5,010	281	0	36,800	31,790	14%
131	63100	205	EMPLOYEE AND DEPENDENT INSUR	7,430	7,727	297	89,154	14,859	15,453	594	0	92,726	77,273	17%
131	63100	212	EMPLOYER MEDICARE	337	364	28	4,454	675	717	42	0	5,550	4,833	13%
131	63100	307	COMMUNICATION	282	129	-153	2,637	487	259	-228	0	4,000	3,741	6%
131	63100	322	EVALUATION AND TESTING	0	0	0	0	0	0	0	0	1,000	1,000	0%
131	63100	327	FREIGHT EXPENSES	620	528	-93	4,702	782	869	87	201	9,000	7,930	12%
131	63100	334	MAINTENANCE AGREEMENTS	3,175	4,836	1,661	3,175	3,175	4,836	1,661	0	4,836	0	100%
131	63100	335	MAINTENANCE & REPAIR - BLDGS	0	0	0	3,500	0	0	0	0	8,000	8,000	0%
131	63100	336	MAINTENANCE & REPAIR - EQUIP	1,835	947	-888	35,429	2,698	947	-1,751	1,006	31,500	29,547	6%
131	63100	338	MAINTENANCE & REPAIR - VEHIC	2,347	1,244	-1,103	12,838	2,347	1,308	-1,039	276	10,500	8,916	15%
131	63100	350	INTERNET CONNECTIVITY	0	36	36	201	0	72	72	0	600	528	12%
131	63100	351	RENTALS	10	0	-10	5,626	10	0	-10	210	6,500	6,290	3%
131	63100	353	TOW'IN SERVICES	0	0	0	1,650	0	0	0	1,350	2,000	650	68%
131	63100	359	DISPOSAL FEES	0	0	0	0	0	0	0	0	1,500	1,500	0%
131	63100	399	OTHER CONTRACTED SERVICES	0	0	0	0	0	0	0	0	2,000	2,000	0%
131	63100	410	CUSTODIAL SUPPLIES	1,145	0	-1,145	6,758	1,145	768	-377	0	6,200	5,432	12%
131	63100	415	ELECTRICITY	477	451	-26	6,178	477	451	-26	0	9,000	8,549	5%

Fnd	Acct	Obj	Account Level Description	August 2020-21	August 2021-22	MONTHLY DIFFERENCE	2020-21 TOTALS	2020-21 YTD	2021-22 YTD	YTD DIFFERENCE	2021-22 OPEN POS	2021-22 BUDGET	REMAINING BUDGET	% BUDGET USED
131			HIGHWAY FUND											
63100			OPERATION AND MAINTENANCE OF E											
000			000											
131	63100	416	EQUIPMENT PARTS - HEAVY	9,253	7,238	-2,014	83,688	13,754	11,712	-2,042	3,303	83,400	68,385	18%
131	63100	416	DISCOUNTS TAKEN	28	-7	-35	41	28	-7	-35	0	0	7	0%
131	63100	417	EQUIPMENT PARTS - LIGHT	7,114	4,399	-2,715	83,297	8,449	7,099	-1,350	4,272	88,400	77,029	13%
131	63100	417	DISCOUNTS TAKEN	6	-29	-35	-46	1	-30	-32	0	0	30	0%
131	63100	418	EQUIPMENT AND MACHINERY PART	171	397	225	218	171	897	725	0	3,000	2,103	30%
131	63100	424	GARAGE SUPPLIES	439	2,155	1,716	15,752	1,102	2,976	1,874	977	18,000	14,047	22%
131	63100	424	DISCOUNTS TAKEN	0	-2	-2	-27	0	-2	-2	0	0	2	0%
131	63100	426	GENERAL CONSTRUCTION MATERIA	0	0	0	2,935	0	0	0	0	3,000	3,000	0%
131	63100	433	LUBRICANTS	349	420	72	14,755	349	481	133	827	25,000	23,692	5%
131	63100	433	DISCOUNTS TAKEN	0	0	0	-2	0	0	0	0	0	0	0%
131	63100	435	OFFICE SUPPLIES (GARAGE)	0	28	28	349	0	28	28	0	1,200	1,172	2%
131	63100	440	PIPE - METAL	0	0	0	1,301	0	0	0	0	3,000	3,000	0%
131	63100	442	PROPANE GAS	0	0	0	10,675	0	0	0	10,000	12,000	2,000	83%
131	63100	446	SMALL TOOLS	187	157	-31	2,609	212	456	244	287	4,500	3,757	17%
131	63100	446	DISCOUNTS TAKEN	0	0	0	-5	0	0	0	0	0	0	0%
131	63100	450	TIRES AND TUBES	7,015	2,496	-4,519	25,814	7,927	8,407	480	3,786	40,000	27,807	30%
131	63100	453	VEHICLE PARTS	0	0	0	177	0	0	0	0	3,000	3,000	0%
131	63100	499	OTHER SUPPLIES AND MATERIALS	232	261	29	1,969	318	261	-57	702	4,364	3,401	22%
131	63100	599	OTHER CHARGES	0	0	0	0	0	0	0	0	500	500	0%
131	63100	790	OTHER EQUIPMENT	0	0	0	24,693	0	0	0	0	500	500	0%
131	63100	---		70,796	64,339	-6,457	818,173	115,795	118,172	2,376	27,197	927,996	782,627	16%
131	63100	---		70,796	64,339	-6,457	818,173	115,795	118,172	2,376	27,197	927,996	782,627	16%
				=====	=====	=====	=====	=====	=====	=====	=====	=====	=====	=====
63500			ASPHALT PLANT OPERATIONS											
000			000											
131	63500	141	FOREMAN	4,646	7,880	3,234	92,037	10,413	15,572	5,159	0	102,900	87,328	15%
131	63500	143	EQUIPMENT OPERATORS	24,618	23,282	-1,336	319,554	48,998	46,469	-2,530	0	334,250	287,781	14%
131	63500	147	TRUCK DRIVERS	39,175	32,780	-6,395	482,746	76,585	67,480	-9,105	0	572,950	505,470	12%
131	63500	149	LABORERS	13,806	10,162	-3,645	143,261	24,555	19,443	-5,111	0	249,750	230,307	8%
131	63500	187	OVERTIME PAY	307	0	-307	307	307	0	-307	0	2,000	2,000	0%
131	63500	189	OTHER SALARIES & WAGES	0	0	0	0	0	0	0	0	3,000	3,000	0%
131	63500	201	SOCIAL SECURITY	4,785	4,297	-487	60,192	9,305	8,619	-687	0	78,310	69,691	11%
131	63500	204	PENSIONS	7,518	6,958	-560	95,651	15,043	14,117	-926	0	121,400	107,283	12%

Fnd	Acct	Obj	Account Level Description	August 2020-21	August 2021-22	MONTHLY DIFFERENCE	2020-21 TOTALS	2020-21 YTD	2021-22 YTD	YTD DIFFERENCE	2021-22 OPEN POS	2021-22 BUDGET	REMAINING BUDGET	% BUDGET USED
131			HIGHWAY FUND											
63500			ASPHALT PLANT OPERATIONS											
000			000											
131	63500	205	EMPLOYEE AND DEPENDENT INSUR	31,622	29,016	-2,606	387,700	63,243	59,862	-3,381	0	403,832	343,970	15%
131	63500	212	EMPLOYER MEDICARE	1,119	1,005	-114	14,077	2,176	2,016	-161	0	18,350	16,334	11%
131	63500	307	COMMUNICATION	338	90	-248	2,812	486	178	-308	0	3,400	3,222	5%
131	63500	312	CONTRACTS - PRIVATE AGENCIES	0	0	0	5,415	0	0	0	2,800	5,050	2,250	55%
131	63500	327	FREIGHT EXPENSES	2,725	3,063	338	20,844	5,422	5,319	-104	20,245	30,000	4,436	85%
131	63500	333	LICENSES	0	0	0	250	0	0	0	0	200	200	0%
131	63500	336	MAINTENANCE & REPAIR - EQUIP	0	0	0	16,523	0	0	0	0	7,000	7,000	0%
131	63500	350	INTERNET CONNECTIVITY	0	36	36	201	0	72	72	0	600	528	12%
131	63500	351	RENTALS	0	0	0	0	0	0	0	0	1,000	1,000	0%
131	63500	361	PERMITS	0	475	475	0	0	475	475	0	475	0	100%
131	63500	399	OTHER CONTRACTED SERVICES(ST	0	0	0	0	0	0	0	0	21,750	21,750	0%
131	63500	404	ASPHALT ' HOT MIX	116,366	144,799	28,433	844,660	231,584	250,779	19,195	375,214	800,000	174,006	78%
131	63500	404	ASPH - HOT MIX/DISCOUNTS TAK	-1,164	-1,448	-284	-8,447	-2,316	-2,508	-192	2,248	0	260	0%
131	63500	405	ASPHALT ' LIQUID	0	16,185	16,185	75,753	17,738	16,185	-1,553	43,815	85,000	25,000	71%
131	63500	409	CRUSHED STONE	67,082	37,486	-29,597	310,542	89,293	62,239	-27,054	163,238	300,000	74,523	75%
131	63500	412	DIESEL FUEL	8,225	0	-8,225	88,615	16,198	13,544	-2,653	86,456	200,000	100,000	50%
131	63500	415	ELECTRICITY	5,194	5,252	57	43,400	5,194	5,252	57	0	55,000	49,748	10%
131	63500	418	EQUIPMENT AND MACHINERY PART	0	0	0	4,530	0	0	0	5,061	18,000	12,939	28%
131	63500	423	FUEL OIL	11,970	14,460	2,490	47,880	11,970	14,460	2,490	35,540	60,000	10,000	83%
131	63500	423	DISCOUNTS TAKEN	-630	0	630	-1,890	-630	0	630	0	0	0	0%
131	63500	426	GENERAL CONSTRUCTION MATERIA	0	0	0	42	0	0	0	0	1,800	1,800	0%
131	63500	433	LUBRICANTS	0	0	0	2,246	0	0	0	1,087	1,500	413	72%
131	63500	434	NATURAL GAS	39	42	3	589	39	42	3	0	1,700	1,658	2%
131	63500	445	SAND	2,666	5,718	3,052	30,997	2,666	5,718	3,052	24,282	64,000	34,000	47%
131	63500	454	WATER AND SEWER	124	114	-10	1,382	124	114	-10	0	1,300	1,186	9%
131	63500	499	OTHER SUPPLIES AND MATERIALS	673	80	-593	1,790	1,713	80	-1,633	0	2,025	1,945	4%
131	63500	599	OTHER CHARGES	475	0	-475	475	475	0	-475	0	500	500	0%
131	63500	703	ASPHALT PLANT EQUIPMENT	0	0	0	9,990	0	0	0	0	53,000	53,000	0%
131	63500	---		341,679	341,732	51	3,094,124	630,581	605,527	-25,057	759,986	3,600,042	2,234,528	38%
131	63500	---		341,679	341,732	51	3,094,124	630,581	605,527	-25,057	759,986	3,600,042	2,234,528	38%

Fnd	Acct	Obj	Account Level Description	August 2020-21	August 2021-22	MONTHLY DIFFERENCE	2020-21 TOTALS	2020-21 YTD	2021-22 YTD	YTD DIFFERENCE	2021-22 OPEN POS	2021-22 BUDGET	REMAINING BUDGET	% BUDGET USED
131			HIGHWAY FUND											
63600			TRAFFIC CONTROL											
000			000											
131	63600	132	MATERIALS SUPERVISOR	3,016	3,077	61	39,346	5,988	6,123	135	0	53,230	47,107	12%
131	63600	149	LABORERS	1,044	1,462	418	10,946	1,740	2,522	782	0	34,000	31,479	7%
131	63600	187	OVERTIME PAY	0	0	0	0	0	0	0	0	1,000	1,000	0%
131	63600	201	SOCIAL SECURITY	238	267	29	2,945	451	507	56	0	5,480	4,973	9%
131	63600	204	PENSIONS	290	296	6	3,781	575	588	13	0	8,480	7,892	7%
131	63600	205	EMPLOYEE AND DEPENDENT INSUR	1,580	1,643	63	18,954	3,159	3,285	126	0	19,718	16,433	17%
131	63600	212	EMPLOYER MEDICARE	56	62	7	689	106	119	13	0	1,280	1,161	9%
131	63600	327	FREIGHT EXPENSES	30	0	-30	189	30	0	-30	0	700	700	0%
131	63600	443	ROAD SIGNS	4,354	0	-4,354	13,373	4,354	0	-4,354	5,148	14,500	9,352	36%
131	63600	446	SMALL TOOLS	0	0	0	1,985	0	0	0	0	1,000	1,000	0%
131	63600	468	CHEMICALS	0	0	0	2,942	0	0	0	0	3,000	3,000	0%
131	63600	499	OTHER SUPPLIES AND MATERIALS	0	0	0	212	0	0	0	0	1,000	1,000	0%
131	63600	599	OTHER CHARGES	0	0	0	0	0	0	0	0	1,000	1,000	0%
131	63600	---		10,608	6,807	-3,800	95,362	16,403	13,144	-3,259	5,148	144,388	126,097	13%
131	63600	---		10,608	6,807	-3,800	95,362	16,403	13,144	-3,259	5,148	144,388	126,097	13%
=====														
68000			CAPITAL OUTLAY											
000			000											
131	68000	327	FREIGHT EXPENSES	0	0	0	0	0	0	0	0	500	500	0%
131	68000	705	BRIDGE CONSTRUCTION	11,100	17,436	6,336	2,298,582	11,100	17,436	6,336	50,000	385,000	317,564	18%
131	68000	706	BUILDING CONSTRUCTION	0	0	0	3,257	0	0	0	0	40,000	40,000	0%
131	68000	713	HIGHWAY CONSTRUCTION	0	0	0	0	0	0	0	0	10,000	10,000	0%
131	68000	714	HIGHWAY EQUIPMENT	0	0	0	42,000	0	0	0	0	0	0	0%
131	68000	718	MOTOR VEHICLES	0	0	0	169,365	0	0	0	0	0	0	0%
131	68000	723	RIGHT OF WAY	0	0	0	5,658	0	0	0	0	10,000	10,000	0%
131	68000	790	OTHER EQUIPMENT	0	0	0	189,468	0	0	0	0	35,000	35,000	0%
131	68000	---		11,100	17,436	6,336	2,708,330	11,100	17,436	6,336	50,000	480,500	413,064	14%
131	68000	---		11,100	17,436	6,336	2,708,330	11,100	17,436	6,336	50,000	480,500	413,064	14%
=====														
131	-----	---		659,130	676,666	17,544	9,907,193	1,396,837	1,393,754	-3,089	1,080,978	9,290,875	6,816,145	27%
=====														

Account Level		August	August	MONTHLY	2020-21	2020-21	2021-22	YTD	2021-22	2021-22	REMAINING	% BUDGET		
Fnd	Acct	Obj	Description	2020-21	2021-22	DIFFERENCE	TOTALS	YTD	YTD	DIFFERENCE	OPEN POS	BUDGET	USED	
151			GENERAL DEBT SERVICE FUND											
82110			GENERAL GOVERNMENT - PRINCIPAL											
000			000											
151	82110	601	PRINCIPAL ON BONDS	0	0	0	1,265,000	0	0	0	0	1,310,000	1,310,000	0%
151	82110	602	PRINCIPAL ON NOTES	0	0	0	130,000	130,000	130,000	0	0	320,000	190,000	41%
151	82110	---		0	0	0	1,395,000	130,000	130,000	0	0	1,630,000	1,500,000	8%
151	82110	---		0	0	0	1,395,000	130,000	130,000	0	0	1,630,000	1,500,000	8%
82120			HIGHWAYS AND STREETS - PRINCIP											
000			000											
151	82120	602	PRINCIPAL ON NOTES	0	0	0	246,566	246,566	258,357	11,791	0	954,547	696,190	27%
151	82120	---		0	0	0	246,566	246,566	258,357	11,791	0	954,547	696,190	27%
151	82120	---		0	0	0	246,566	246,566	258,357	11,791	0	954,547	696,190	27%
82130			EDUCATION - PRINCIPAL											
000			000											
151	82130	601	PRINCIPAL ON BONDS	0	0	0	5,780,000	140,000	145,000	5,000	0	6,280,000	6,135,000	2%
151	82130	602	PRINCIPAL ON NOTES	0	0	0	83,434	83,434	86,643	3,209	0	375,453	288,810	23%
151	82130	---		0	0	0	5,863,434	223,434	231,643	8,209	0	6,655,453	6,423,810	3%
151	82130	---		0	0	0	5,863,434	223,434	231,643	8,209	0	6,655,453	6,423,810	3%
82210			GENERAL GOVERNMENT - INTEREST											
000			000											
151	82210	603	INTEREST ON BONDS	0	0	0	1,103,868	0	0	0	0	1,050,368	1,050,368	0%
151	82210	604	INTEREST ON NOTES	0	0	0	10,675	6,313	4,363	-1,950	0	7,100	2,738	61%
151	82210	---		0	0	0	1,114,543	6,313	4,363	-1,950	0	1,057,468	1,053,106	0%
151	82210	---		0	0	0	1,114,543	6,313	4,363	-1,950	0	1,057,468	1,053,106	0%

Account Level		August	August	MONTHLY	2020-21	2020-21	2021-22	YTD	2021-22	2021-22	REMAINING	% BUDGET		
Fnd	Acct	Obj	Description	2020-21	2021-22	DIFFERENCE	TOTALS	YTD	YTD	DIFFERENCE	OPEN POS	BUDGET	BUDGET	USED
151			GENERAL DEBT SERVICE FUND											
82220			HIGHWAYS AND STREETS - INTERE											
000			000											
151	82220	604	INTEREST ON NOTES	0	0	0	30,151	16,925	13,226	-3,699	0	23,223	9,997	57%
151	82220	---		0	0	0	30,151	16,925	13,226	-3,699	0	23,223	9,997	57%
151	82220	---		0	0	0	30,151	16,925	13,226	-3,699	0	23,223	9,997	57%
=====														
82230			EDUCATION - INTEREST											
000			000											
151	82230	603	INTEREST ON BONDS	0	0	0	4,273,398	10,711	8,436	-2,275	0	4,076,469	4,068,033	0%
151	82230	604	INTEREST ON NOTES	0	0	0	11,649	6,450	5,199	-1,251	0	9,314	4,115	56%
151	82230	---		0	0	0	4,285,047	17,161	13,635	-3,526	0	4,085,783	4,072,148	0%
151	82230	---		0	0	0	4,285,047	17,161	13,635	-3,526	0	4,085,783	4,072,148	0%
=====														
82310			GENERAL GOVERNMENT - OTHER DS											
000			000											
151	82310	510	TRUSTEE'S COMMISSION	1,654	626	-1,028	267,753	5,119	1,390	-3,729	0	275,000	273,610	1%
151	82310	699	OTHER DEBT SERVICE	3,260	2,119	-1,141	6,407	3,260	3,169	-91	0	6,500	3,331	49%
151	82310	---		4,914	2,745	-2,169	274,160	8,379	4,559	-3,820	0	281,500	276,941	2%
151	82310	---		4,914	2,745	-2,169	274,160	8,379	4,559	-3,820	0	281,500	276,941	2%
=====														
99100			TRANSFERS OUT											
000			000											
151	99100	590	TRANSFERS TO OTHER FUNDS	0	0	0	1,000,000	0	0	0	0	0	0	0%
151	99100	---		0	0	0	1,000,000	0	0	0	0	0	0	0%
151	99100	---		0	0	0	1,000,000	0	0	0	0	0	0	0%
=====														
151	-----	---		4,914	2,745	-2,169	14,208,901	648,778	655,783	7,005	0	14,687,974	14,032,192	4%
=====														

Account Level		August	August	MONTHLY	2020-21	2020-21	2021-22	YTD	2021-22	2021-22	REMAINING	% BUDGET		
Fnd	Acct	Obj	Description	2020-21	2021-22	DIFFERENCE	TOTALS	YTD	YTD	DIFFERENCE	OPEN POS	BUDGET	BUDGET	USED
152			RURAL DEBT SERVICE											
82130			EDUCATION - PRINCIPAL											
000			000											
152	82130	601	PRINCIPAL ON BONDS	0	0	0	220,000	220,000	225,000	5,000	0	1,195,000	970,000	19%
152	82130	---		0	0	0	220,000	220,000	225,000	5,000	0	1,195,000	970,000	19%
152	82130	---		0	0	0	220,000	220,000	225,000	5,000	0	1,195,000	970,000	19%
=====														
82230			EDUCATION - INTEREST											
000			000											
152	82230	603	INTEREST ON BONDS	0	0	0	38,000	20,650	17,350	-3,300	0	31,325	13,975	55%
152	82230	---		0	0	0	38,000	20,650	17,350	-3,300	0	31,325	13,975	55%
152	82230	---		0	0	0	38,000	20,650	17,350	-3,300	0	31,325	13,975	55%
=====														
152	-----	---		0	0	0	258,000	240,650	242,350	1,700	0	1,226,325	983,975	20%
=====														

Fnd	Acct	Obj	Account Level Description	August 2020-21	August 2021-22	MONTHLY DIFFERENCE	2020-21 TOTALS	2020-21 YTD	2021-22 YTD	YTD DIFFERENCE	2021-22 OPEN POS	2021-22 BUDGET	REMAINING BUDGET	% BUDGET USED
171			GENERAL CAPITAL PROJECTS FUND											
58804			STATE CARES ACT FUNDING (1.9M)											
019			COVID-19											
171	58804	709	CARES ACT FUNDING/DATA PROC	127,039	0	-127,039	127,039	127,039	0	-127,039	0	0	0	0%
171	58804	---		127,039	0	-127,039	127,039	127,039	0	-127,039	0	0	0	0%
171	58804	---		127,039	0	-127,039	127,039	127,039	0	-127,039	0	0	0	0%
=====														
91110			GENERAL ADMINISTRATION PROJECT											
000			000											
171	91110	510	TRUSTEE'S COMMISSION	882	49	-833	27,461	2,738	173	-2,565	0	16,000	15,827	1%
171	91110	707	BUILDING IMPROVEMENTS	0	0	0	19,978	0	0	0	0	1,325,000	1,325,000	0%
171	91110	707	AG EXT OFFICE - BLDG IMPRVN	0	0	0	5,900	0	0	0	0	0	0	0%
171	91110	709	DATA PROCESSING EQUIPMENT	0	0	0	53,016	0	127,039	127,039	6,018	155,000	21,943	86%
171	91110	733	SOLID WASTE EQUIPMENT	0	0	0	185,207	0	0	0	0	0	0	0%
171	91110	799	OTHER CAPITAL OUTLAY	0	0	0	0	0	0	0	0	65,501	65,501	0%
171	91110	---		882	49	-833	291,562	2,738	127,212	124,474	6,018	1,561,501	1,428,271	9%
108			ELECTION SPACE RENOVATION											
171	91110	799	ELECTION SPACE RENOVATION	0	0	0	0	0	0	0	0	11,499	11,499	0%
171	91110	---		0	0	0	0	0	0	0	0	11,499	11,499	0%
171	91110	---		882	49	-833	291,562	2,738	127,212	124,474	6,018	1,573,000	1,439,770	8%
=====														
91130			PUBLIC SAFETY PROJECTS											
000			000											
171	91130	707	BUILDING IMPROVEMENTS	0	0	0	113,175	0	0	0	0	2,287,000	2,287,000	0%
171	91130	708	PUB SAFETY - COMMUNICATIONS	0	0	0	1,142,531	0	0	0	0	100,000	100,000	0%
171	91130	709	DATA PROCESSING EQUIPMENT	0	0	0	0	0	0	0	133,000	180,000	47,000	74%
171	91130	790	PUBLIC SAFETY - OTHER EQUIPM	0	0	0	225,875	0	0	0	0	0	0	0%
171	91130	799	OTHER CAPITAL OUTLAY	0	0	0	0	0	0	0	0	290,000	290,000	0%
171	91130	---		0	0	0	1,481,581	0	0	0	133,000	2,857,000	2,724,000	5%

Account Level		August	August	MONTHLY	2020-21	2020-21	2021-22	YTD	2021-22	2021-22	REMAINING	% BUDGET		
Fnd	Acct	Obj	Description	2020-21	2021-22	DIFFERENCE	TOTALS	YTD	YTD	DIFFERENCE	OPEN POS	BUDGET	BUDGET	USED
171			GENERAL CAPITAL PROJECTS FUND											
91130			PUBLIC SAFETY PROJECTS											
000			000											
171	91130	---		0	0	0	1,481,581	0	0	0	133,000	2,857,000	2,724,000	5%
=====														
91140			PUBLIC HEALTH AND WELFARE PROJ											
000			000											
171	91140	707	BUILDING IMPROVEMENTS	0	0	0	0	0	0	0	0	308,000	308,000	0%
171	91140	799	OTHER CAPITAL OUTLAY	0	0	0	0	0	0	0	233,946	475,000	241,054	49%
171	91140	---		0	0	0	0	0	0	0	233,946	783,000	549,054	30%
171	91140	---		0	0	0	0	0	0	0	233,946	783,000	549,054	30%
=====														
91150			SOCIAL, CULTURAL AND RECREATIO											
000			000											
171	91150	724	BOONES CREEK ATHLETIC FIELDS	0	0	0	1,000	0	0	0	0	2,141,000	2,141,000	0%
171	91150	---		0	0	0	1,000	0	0	0	0	2,141,000	2,141,000	0%
171	91150	---		0	0	0	1,000	0	0	0	0	2,141,000	2,141,000	0%
=====														
95900			CAP PROJ - DONATED TO OTHERS											
601			KNOB CREEK RD OVERPASS											
171	95900	723	KNOB CREEK ROAD IMPROVEMENTS	0	0	0	6,816	0	0	0	0	0	0	0%
171	95900	---		0	0	0	6,816	0	0	0	0	0	0	0%
171	95900	---		0	0	0	6,816	0	0	0	0	0	0	0%
=====														

Fnd	Acct	Obj	Account Level Description	August 2020-21	August 2021-22	MONTHLY DIFFERENCE	2020-21 TOTALS	2020-21 YTD	2021-22 YTD	YTD DIFFERENCE	2021-22 OPEN POS	2021-22 BUDGET	REMAINING BUDGET	% BUDGET USED
171			GENERAL CAPITAL PROJECTS FUND											
99100			TRANSFERS OUT											
000			000											
171	99100	590	TRANSFERS TO OTHER FUNDS	0	0	0	750,000	0	0	0	0	2,050,000	2,050,000	0%
171	99100	---		0	0	0	750,000	0	0	0	0	2,050,000	2,050,000	0%
171	99100	---		0	0	0	750,000	0	0	0	0	2,050,000	2,050,000	0%
171	-----	---		127,921	49	-127,872	2,657,998	129,777	127,212	-2,565	372,964	9,404,000	8,903,824	5%

Account Level		August	August	MONTHLY	2020-21	2020-21	2021-22	YTD	2021-22	2021-22	REMAINING	% BUDGET		
Fnd	Acct	Obj	Description	2020-21	2021-22	DIFFERENCE	TOTALS	YTD	YTD	DIFFERENCE	OPEN POS	BUDGET	BUDGET	USED
177			EDUCATION CAPITAL PROJECTS											
91300			EDUCATION CAPITAL PROJECTS											
000			000											
177	91300	510	TRUSTEE'S COMMISSION	1	266	265	116,669	1	542	541	0	126,000	125,458	0%
177	91300	707	BUILDING IMPROVEMENTS - DBHS	0	0	0	1,197,897	0	0	0	0	0	0	0%
177	91300	799	OTHER CAP OUTLAY (UNASSIGNED)	0	0	0	0	0	0	0	0	1,208,162	1,208,162	0%
177	91300	799	OTHER CAP OUTLAY (FB)	0	0	0	8,500	0	0	0	0	350,000	350,000	0%
177	91300	799	OTHER CAP OUTLAY (SS)	0	0	0	8,500	0	0	0	0	350,000	350,000	0%
177	91300	799	OTHER CAP OUTLAY (DBHS)	0	0	0	0	0	0	0	0	2,250,000	2,250,000	0%
177	91300	799	OTHER CAP OUTLAY (DCHS)	0	0	0	0	0	0	0	0	2,250,000	2,250,000	0%
177	91300	799	OTHER CAP OUTLAY (GRAY)	0	0	0	756,955	0	0	0	0	0	0	0%
177	91300	799	OTHER CAP OUTLAY (JB K-8 PRO	0	0	0	2,350	0	0	0	0	0	0	0%
177	91300	---		1	266	265	2,090,871	1	542	541	0	6,534,162	6,533,620	0%
106			BOE EESI LIGHTING UPGRADE 2022											
177	91300	707	BOE EESI LIGHTING UPGRADE 20	0	0	0	0	0	0	0	0	2,327,736	2,327,736	0%
177	91300	---		0	0	0	0	0	0	0	0	2,327,736	2,327,736	0%
177	91300	---		1	266	265	2,090,871	1	542	541	0	8,861,898	8,861,356	0%
95100			CAP PROJ - DONATED TO SCHOOLS											
000			000											
177	95100	709	SCHOOL TECHNOLOGY EQUIPMENT	0	0	0	639,827	0	0	0	0	640,000	640,000	0%
177	95100	729	SCHOOL BUSES	0	0	0	520,218	0	0	0	0	946,000	946,000	0%
177	95100	---		0	0	0	1,160,045	0	0	0	0	1,586,000	1,586,000	0%
177	95100	---		0	0	0	1,160,045	0	0	0	0	1,586,000	1,586,000	0%
99100			TRANSFERS OUT											
000			000											
177	99100	590	TRANSFERS TO OTHER FUNDS	0	0	0	250,000	0	0	0	0	0	0	0%
177	99100	---		0	0	0	250,000	0	0	0	0	0	0	0%

Fnd	Acct	Obj	Account Level Description	August 2020-21	August 2021-22	MONTHLY DIFFERENCE	2020-21 TOTALS	2020-21 YTD	2021-22 YTD	YTD DIFFERENCE	2021-22 OPEN POS	2021-22 BUDGET	REMAINING BUDGET	% BUDGET USED
177			EDUCATION CAPITAL PROJECTS											
99100			TRANSFERS OUT											
000			000											
177	99100	---		0	0	0	250,000	0	0	0	0	0	0	0%
				=====	=====	=====	=====	=====	=====	=====	=====	=====	=====	=====
177	-----	---		1	266	265	3,500,916	1	542	541	0	10,447,898	10,447,356	0%
				=====	=====	=====	=====	=====	=====	=====	=====	=====	=====	=====

Fnd	Acct	Obj	Account Level Description	August 2020-21	August 2021-22	MONTHLY DIFFERENCE	2020-21 TOTALS	2020-21 YTD	2021-22 YTD	YTD DIFFERENCE	2021-22 OPEN POS	2021-22 BUDGET	REMAINING BUDGET	% BUDGET USED
263			SELF-INSURANCE FUND											
58600			EMPLOYEE BENEFITS											
000			000											
263	58600	202	ADMINISTRATIVE FEES	23,727	25,565	1,838	296,750	47,358	51,221	3,863	0	209,662	158,441	24%
263	58600	202	STOPLOSS ADMIN FEE	36,656	31,798	-4,859	327,191	73,053	63,427	-9,626	0	478,633	415,206	13%
263	58600	307	COMMUNICATIONS	0	238	238	2,862	364	238	-126	0	0	-238	0%
263	58600	308	CONSULTANTS	2,917	2,917	0	35,000	2,917	2,917	0	0	35,000	32,083	8%
263	58600	312	CONTRACTS WITH PRIVATE AGENC	-10	0	10	-484	-10	0	10	0	0	0	0%
263	58600	312	CAREHERE STAFFING CHARGES	14,586	12,777	-1,809	179,388	14,586	12,777	-1,809	0	175,000	162,223	7%
263	58600	312	CAREHERE MEDICATIONS	10,566	9,855	-711	115,002	10,566	9,855	-711	0	120,000	110,145	8%
263	58600	312	CAREHERE LAB CHARGES	1,400	840	-561	20,465	1,400	840	-561	0	19,000	18,160	4%
263	58600	312	CAREHERE SUPPLIES & TELEMED	1,039	897	-143	23,399	1,156	897	-259	0	23,370	22,473	4%
263	58600	312	CAREHERE CONTRACT	9,960	9,755	-205	119,270	19,920	19,647	-273	0	140,000	120,353	14%
263	58600	347	PEST CONTROL	0	0	0	330	330	330	0	0	330	0	100%
263	58600	351	RENTALS	1,502	3,004	1,502	18,022	4,506	4,506	0	0	18,800	14,294	24%
263	58600	413	MEDICAL SUPPLIES	0	536	536	0	0	602	602	14,398	0	-15,000	0%
263	58600	415	ELECTRICITY	115	117	2	1,198	115	117	2	0	1,400	1,283	8%
263	58600	435	OFFICE SUPPLIES	228	0	-228	1,232	228	0	-228	1,200	1,500	300	80%
263	58600	454	WATER AND SEWER	51	51	0	608	51	51	0	0	600	549	8%
263	58600	507	MEDICAL & DENTAL CLAIMS	134,486	319,393	184,907	3,828,975	140,839	316,834	175,995	0	4,241,611	3,924,777	7%
263	58600	507	BCBS EXPRESS SCRIPTS	106,400	174,179	67,778	1,696,098	232,727	326,667	93,940	0	1,867,846	1,541,179	17%
263	58600	507	BCBS REBATES & SAVINGS	13	-157,334	-157,347	-504,117	205	166	-39	0	-200,000	-200,166	0%
263	58600	599	OTHER CHARGES	0	0	0	35,287	0	0	0	0	0	0	0%
263	58600	709	DATA PROCESSING EQUIPMENT	0	0	0	362	0	0	0	0	0	0	0%
263	58600	---		343,636	434,588	90,948	6,196,838	550,311	811,092	260,780	15,598	7,132,752	6,306,062	12%
263	58600	---		343,636	434,588	90,948	6,196,838	550,311	811,092	260,780	15,598	7,132,752	6,306,062	12%
263	-----	---		343,636	434,588	90,948	6,196,838	550,311	811,092	260,780	15,598	7,132,752	6,306,062	12%

Number of Accounts: 1303

\*\*\*\*\* End of report \*\*\*\*\*